

Renfrewshire Economic Development Newsletter – July 2016



This newsletter provides the most recent stats for Renfrewshire, published by NOMIS on 16th August 2016.

Employment and Unemployment (Apr 2015-Mar 2016)

	Renfrewshire numbers	Renfrewshire (%)	Scotland (%)	Great Britain (%)
All people				
Economically active†	88,900	77.9	77.4	77.8
In employment†	84,500	74.0	72.9	73.7
• Employees†	76,500	67.2	64.5	63.2
• Self employed†	7,700	6.5	7.9	10.2
Unemployed (model-based)§	5,200	5.8	5.7	5.1
Males				
Economically active†	44,500	79.9	81.6	83.2
In employment†	41,800	75.0	76.3	78.7
• Employees†	36,600	65.9	65.3	64.6
• Self employed†	4,900	8.5	10.5	13.7
Unemployed§	2,700	6.0	6.3	5.2
Females				
Economically active†	44,400	75.9	73.4	72.5
In employment†	42,700	73.0	69.7	68.8
• Employees†	39,900	68.4	63.8	61.8
• Self employed†	2,800	4.6	5.4	6.6
Unemployed§	1,700	3.8	4.9	5.0

Source: ONS annual population survey

† - numbers are for those aged 16 and over, % are for those aged 16-64

§ - numbers and % are for those aged 16 and over. % is a proportion of economically active

The Claimant Count

The claimant count figures are new experimental statistics that combine JSA and UC. These figures have been used since May 2016. At that point all JSA stats were amended back to January 2013 when Universal Credit started to roll out in pilot areas. Although experimental, this new claimant count is now the new standard.

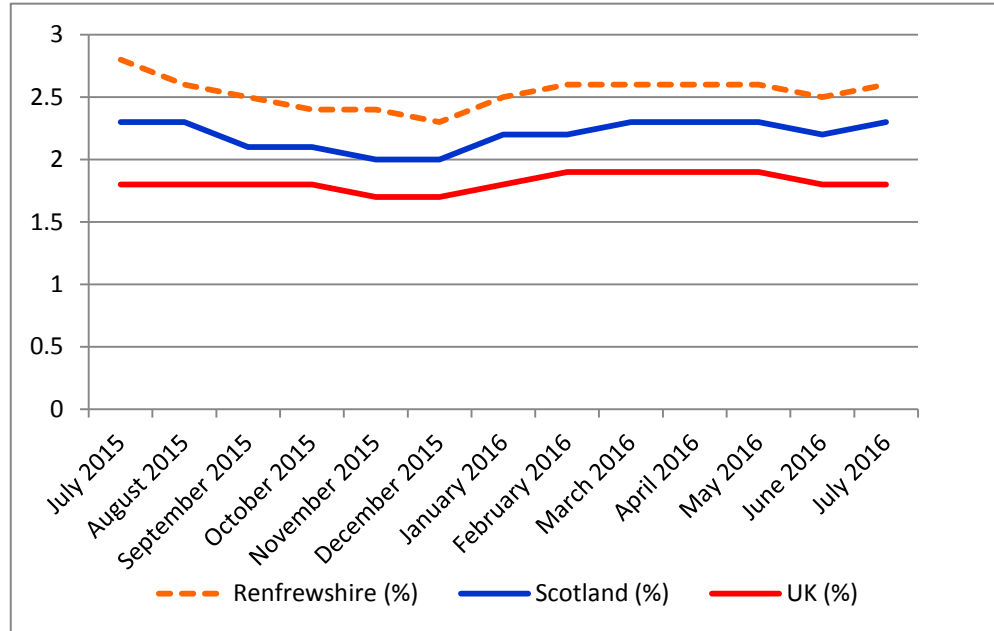
DRAFT

July 2016: Claimant Count Figures

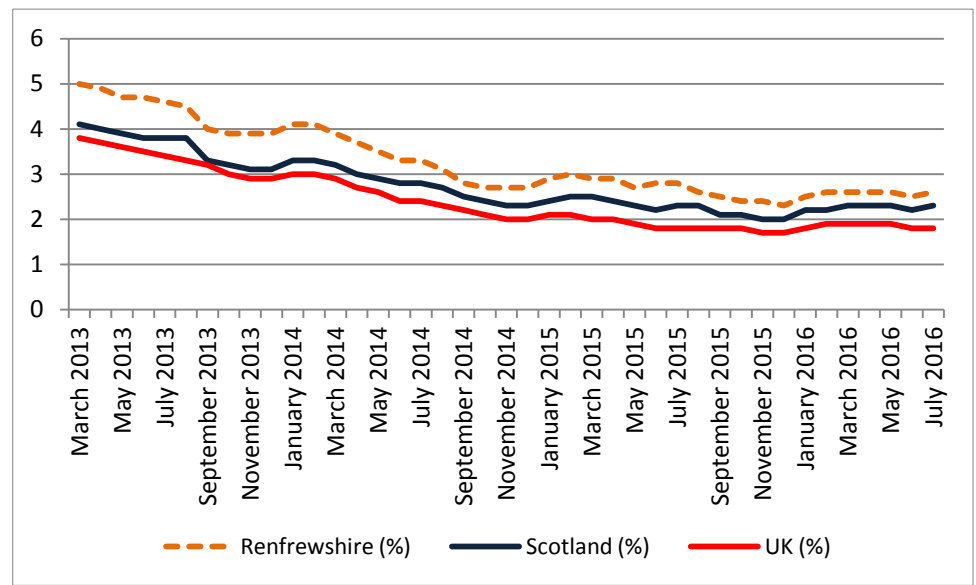
Claimant Count: All Ages (16+)

- The claimant count rate for Renfrewshire for July 2016 was 2.6%, with claimants totalling 2,905.
- This month the rate has increased by 0.1%
- The rate this time last year was higher at 2.8%.
- Renfrewshire is currently 24th out of 32 local authorities for the claimant count. The highest rate is 4.4% in North Ayrshire and the lowest 0.8% in Orkney Islands.

All Ages(16+): Claimant count rate 2015-2016



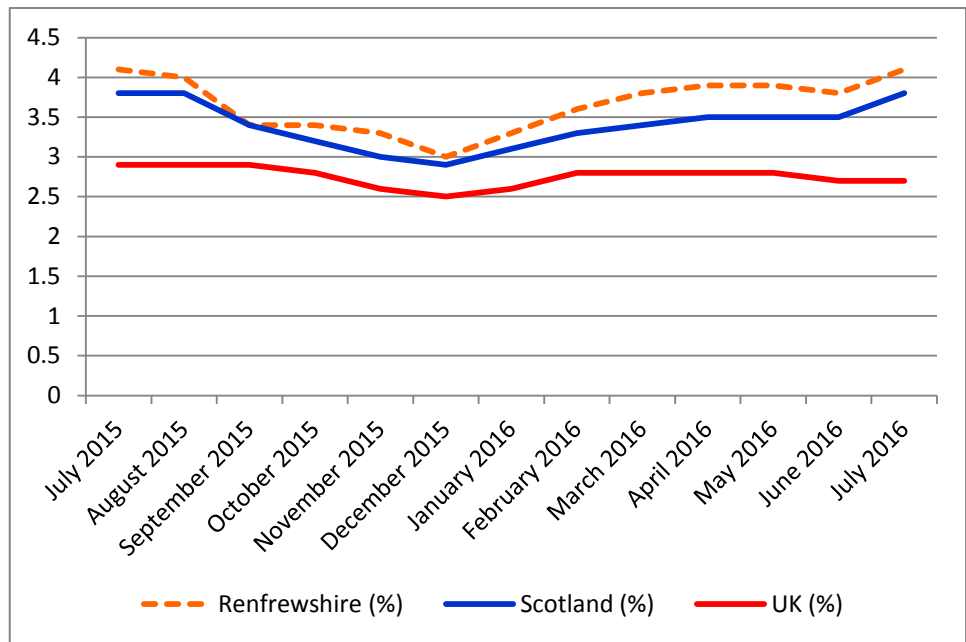
All Ages(16+): Claimant count rate 2013-2016



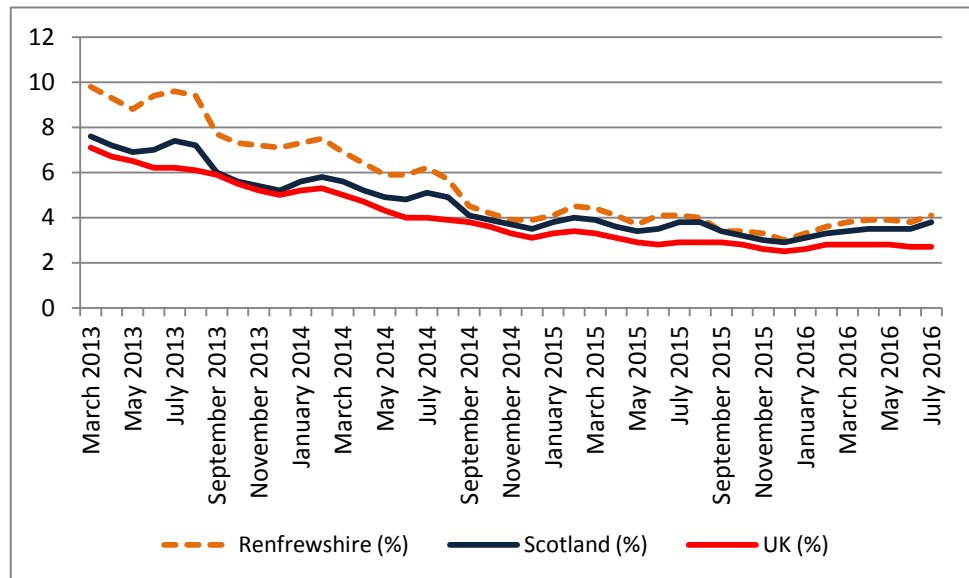
**Claimant Count:
Youth (18-24)**

- The claimant count rate for Renfrewshire for July 2016 was 4.1 with claimants totalling 620.
- This month the rate has gone up by 0.3% and largely reflects the end of the academic year across FE/HE in Scotland.
- The Scottish rate went up by a similar figure.
- The rate this time last year was also 4.1%
- Renfrewshire is currently 19th out of the 32 Scottish Local Authorities for youth unemployment. The highest rate is 8.1% (North Ayrshire) and the lowest 1.7% (City of Edinburgh)

Youth (18-24): Claimant count rate 2015-2016



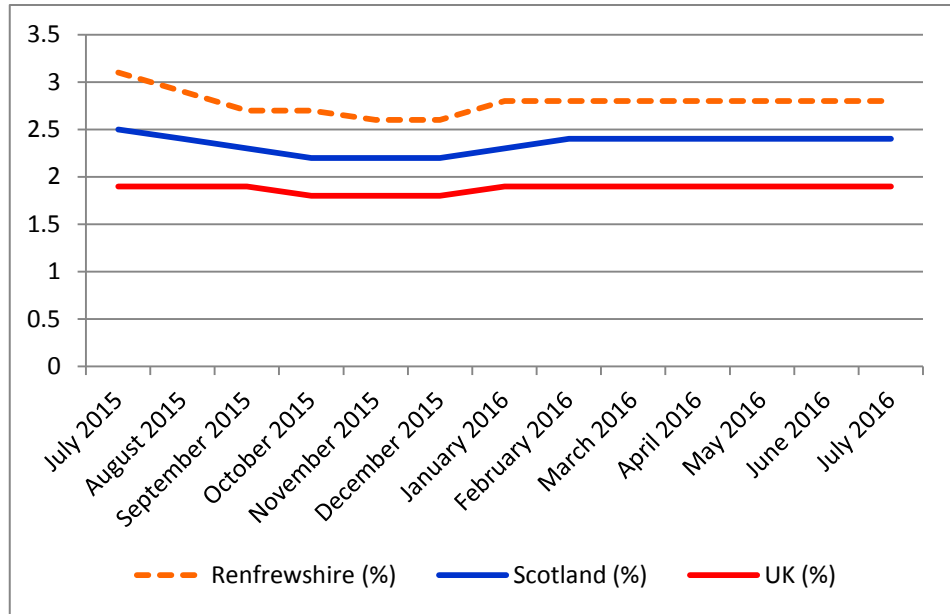
Youth (18-24): Claimant count rate 2013-2016



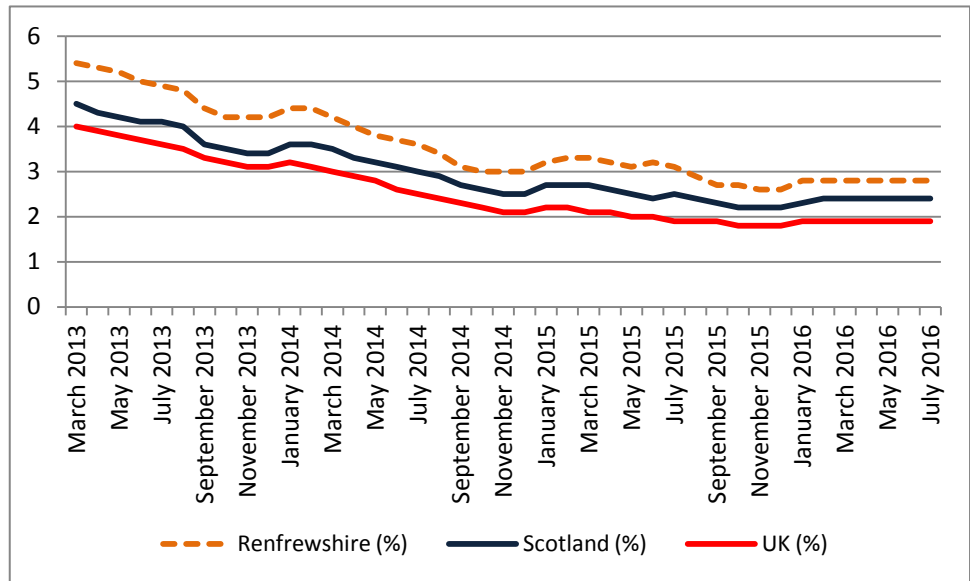
**Claimant Count:
25-49**

- The claimant count rate for Renfrewshire for July 2016 was 2.8% with claimants totalling 1,615.
- This rate has remained constant for the past 4 months.
- The rate this time last year was higher at 3.1%
- Renfrewshire is currently 25th out of the 32 local authorities for this group with the highest 4.7% in North Ayrshire and lowest 0.6% in the Shetland Islands.

25-49: Claimant count rate 2015-2016



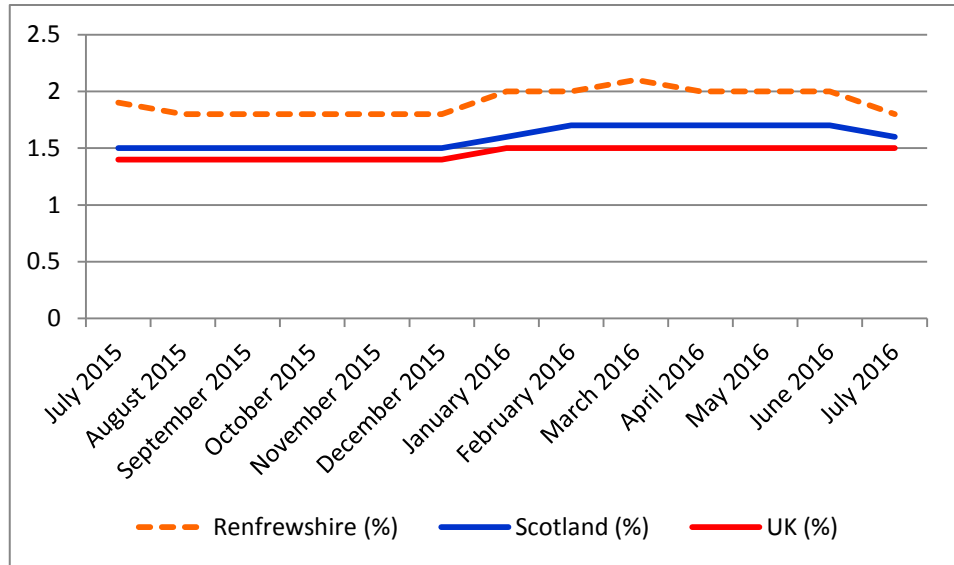
25-49: Claimant count rate 2015-2016



**Claimant Count:
50+**

- The claimant count rate for Renfrewshire for July 2016 was 1.8% with claimants totalling 665.
- This month the rate has decreased by 0.2%.
- The rate this time last year was higher at 1.9%
- Renfrewshire is currently 22nd out of 32 local authorities for 50+ Claimant Count with the highest Dundee City with 2.9% and the lowest the Orkney Islands with 0.5%.

Ages 50+: Claimant count rate 2015-2016



Ages 50+: Claimant count rate 2015-2016

