

Renfrewshire

Performance Summary Report

Reporting Period: 01/04/21 - 31/03/22



Total Crime



-11%



14,386 Crimes

Incidents
Recorded

-9.4%



49,338

Common Assault

-1.2%



1,687

Overall Dishonesty

-6.7%



2,961

Domestic Abuse

-7.1%



2,011

Overall Violent
Crime

-3.5%



1,865

Sexual Crime

+19.2%



448

Road Deaths and
Serious Injuries

+25%*



45 *on PYTD

Disorder Complaints

-26.1%*



8,147 *on PYTD

Missing People

+63.1%*



649*on PYTD

Counter Terrorism



The National Terrorism Threat level is Substantial. This means that an attack is likely.

Housebreaking

-34.3%



239

*All data provided is for the period 1 April 2021—31 March 2022 unless otherwise stated. Comparisons are made against the previous five year average unless otherwise stated. All statistics are provisional and should be treated as management information. All data have been extracted from Police Scotland internal systems and are correct as of 24/05/2022.

Renfrewshire

Performance Summary Report

Reporting Period:
1 Apr 2021 to 30 Nov 2021



SECTION	PAGE NUMBER
Introduction	2
Executive Summary	3
Demand Analysis	4
Online and Cybercrime	5
Acquisitive Crime	5
Counter Terrorism & Domestic Extremism	5
Antisocial Behaviour, Violence & Disorder	6
Serious Organised Crime	7
Protecting People at Risk of Harm	7
Road Safety & Road Crime	8
Public Confidence - Complaints & Allegations	9

Introduction

I am pleased to present this report to the Police Fire and Rescue Committee for its information and consideration.





Please note that all data included in this report is management information and not official statistics.

All data is sourced from Police Scotland internal systems and are correct as of date of publication.

Unless stated otherwise numerical comparisons are against the previous five year average for the same data period specified.

RENFREWSHIRE POLICING PRIORITIES 2018-2022

- 1 Drug dealing and drug misuse
- 2 Violence and antisocial behaviour
- 3 Dishonesty
- 4 Road Safety

PRIORITY AREA	EXECUTIVE SUMMARY
Drug supply and misuse 	<p>Drug dealing and misuse continues to be a priority area for our attention in Renfrewshire as communities tell us they are concerned about the harm caused. Continued focus and proactivity on the issue has contributed to an increase of 14% in the number of detected drug supply offences, compared to the previous five year average. In the reporting period, 143 crimes have been reported to the Crown. We continue to gather intelligence for further enforcement action in Renfrewshire, however we manage this from a Divisional perspective as criminals do not recognise Local Authority boundaries.</p>
Violence & ASB 	<p>Overall, recorded violent crime has fallen by 3.5% on the five year average, although a rise of 8.2% has been recorded on the previous year. It should be noted that violence in the previous year declined on previous years, almost certainly due to COVID-19 restrictions which limited opportunities for interpersonal violence to occur. Over the longer term, however, crimes of serious violence are down by 3.5%, while common assaults (including on police officers and other emergency workers) have fallen by 1.3%. Meanwhile, public complaints of disorder have fallen by 26.1% on the previous year—highly likely due to the easing of COVID-19 restrictions and the associated drop in public reporting of breaches of these.</p>
Dishonesty 	<p>Housebreaking crime continues to follow a declining trend— having fallen by 34.3% against the previous five year average to a total of 239 crimes. This decrease is evident in all categories of HB crime (dwelling house, sheds/outbuildings, and commercial/other premises). Motor vehicle crimes are also trending down, with a decrease of 9.9% on the five year average. Fraud is one of the few crimes of dishonesty for which an increase has been recorded—with reported crimes rising 52% above the five year average to a total of 441 crimes. Some of the most common fraud methodologies used by offenders is internet order fraud, fraudulent use of victims' bank accounts and cards, and cyber enabled 'voice-phishing' attacks.</p>
Road Safety 	<p>Road injuries and deaths have increased by 25% on the previous year, to a total of 45 (three road deaths and 42 serious injuries). This is almost certainly linked to an increasing volume of traffic on Renfrewshire's road network following the easing of COVID-19 restrictions, however, serious road injuries and deaths remain below figures recorded in pre-pandemic years (-4.3%).</p>

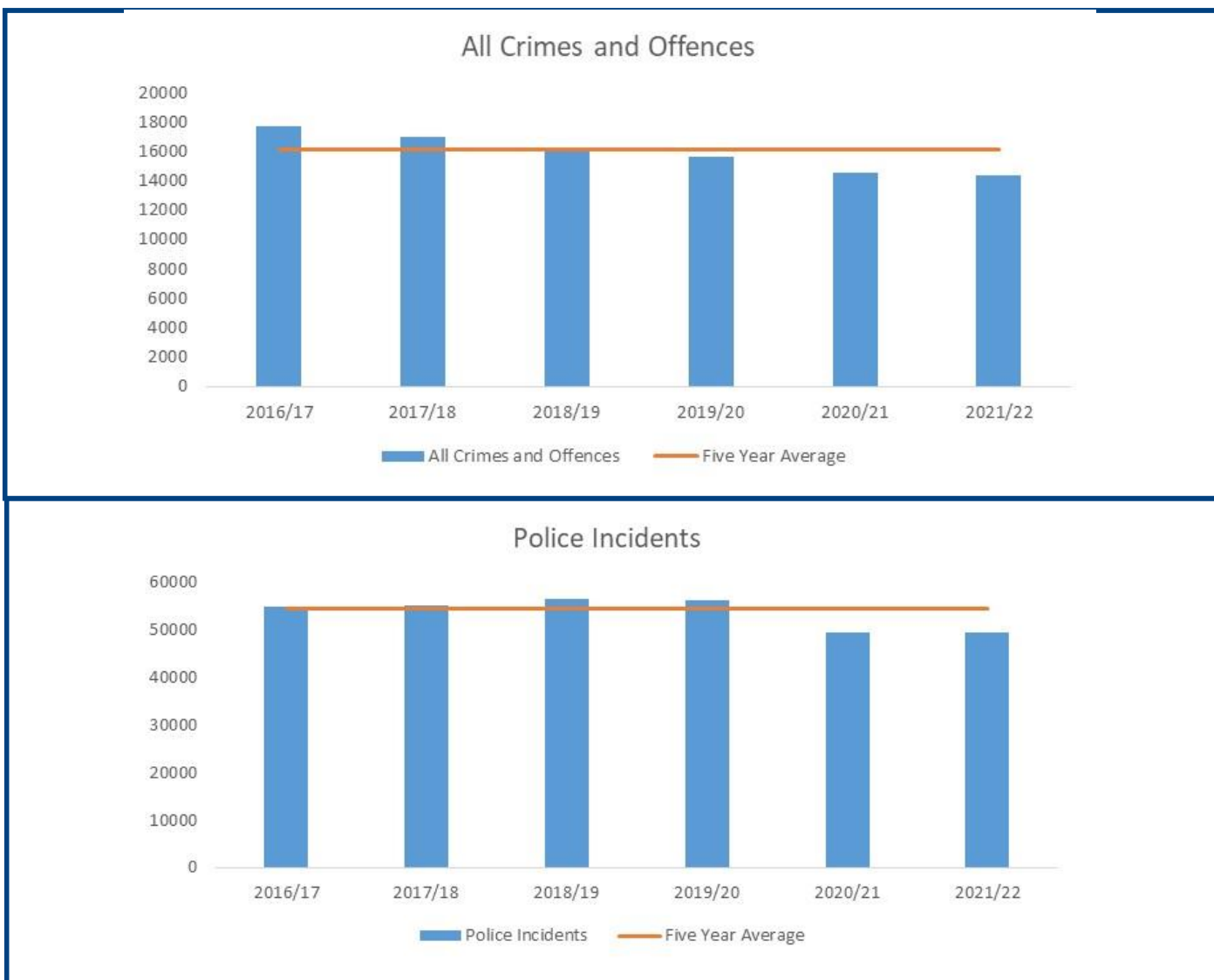
POLICE SCOTLAND'S POLICING PRIORITIES 2021-2022

- Protecting vulnerable people
- Working with communities
- Tackling crime in the digital age
- Support for operational policing

DEMAND ANALYSIS - *

PYTD - PREVIOUS YEAR TO DATE CYTD - CURRENT YEAR TO DATE

CRIME	PYTD *	CYTD *	INCIDENTS	PYTD	CYTD
Total Crimes & Offences	10,380	9,225	Total number of incidents	49,554	49,338



The volume of recorded crime and offences has fallen by 9.4% on the five year average and by 0.4% on the previous year. The only crime category which increased in recorded volume against the previous five year average was sexual crime, which rose by 19.2%. However, it should be noted that a high volume of reported sexual crimes continues to be non-recent in nature.

Meanwhile crimes of serious violence, dishonesty, malicious mischief, proactive crimes, and offences (including road traffic offences) all fell by margins of between 3.3% and 14.5%, as compared to five year averages.

ONLINE & CYBERCRIME - DATA OVERVIEW

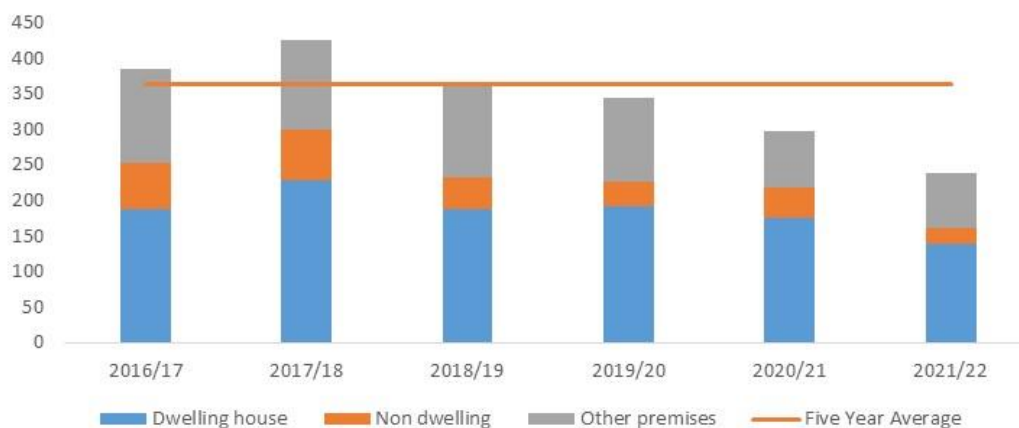
CONTEXT:



Analysis identified a minimum of 713 cybercrimes in the reporting period in Renfrewshire. 42% of these involved threatening or abusive communications offences, while a further 36% related to online fraud and other financially motivated crimes.

ACQUISITIVE CRIME — DATA OVERVIEW

Housebreaking Crimes



669 shoplifting crimes have been recorded – a 23.4% decrease on the five year average. Meanwhile, the detection rate fell by 23 percentage points on the previous five year average to 51.4% in the current reporting year. It is highly likely that the legal requirement for the wearing of face coverings in public spaces created additional challenges in identifying shoplifters.



Housebreaking crimes (including attempts) fell by 34.3% on the five year average, to a total of 239 crimes. The detection rate is 24.7%, 1.7 percentage points above the five year average rate.



Motor vehicle crimes fell by 9.9% on the five year average, to a total of 403 crimes. Theft from insecure motor vehicles currently accounts for the highest proportion of all sub-categories of motor vehicle crime. The MV crime detection rate is 26.8%, an increase of 1.8 percentage points on the five year average rate.



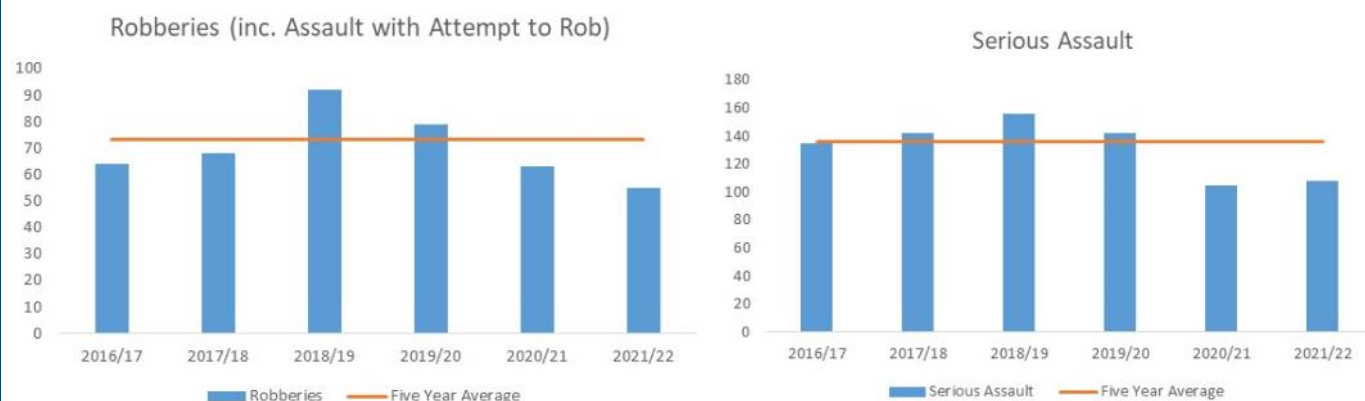
26 doorstep/bogus crimes have been recorded in the reporting period, with victims often being elderly. Seven of these crimes have been detected at the current time. Crimes typically involved suspects failing to undertake work on gardens and dwelling houses after accepting payment for same; some suspects also posed as legitimate workers to gain access to dwelling houses to steal from within.

COUNTER TERRORISM & DOMESTIC EXTREMISM

The current threat to the UK from terrorism is SUBSTANTIAL—meaning that an attack is likely.

ANTISOCIAL BEHAVIOUR, VIOLENCE & DISORDER - DATA OVERVIEW

1 APRIL 2020 TO 30 NOVEMBER - OBJECTIVE: Reduce the number of victims of violent crime



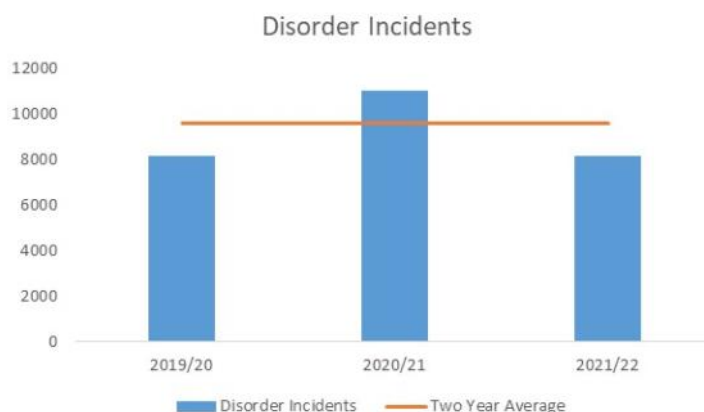
267 Group 1 crimes of violence have been recorded, a decrease of 3.3% compared to the previous five year average. Two murders and 13 attempted murders have been recorded, compared to a five year average of 3.4 and 13, respectively. Meanwhile, serious assaults have fallen by 20.6% to a total of 108 crimes, compared to a five year average of 136. Robberies have fallen from a five year average of approximately 73 crimes, to 55 (-24.9%). The overall detection rate for Group 1 crimes of violence is 65.5%, compared to the five year average rate of 73.8%.

There were 1,687 recorded common assaults in the reporting period, of which 238 targeted police officers and other emergency workers. The total number of common assaults fell by 1.2% on the previous five year average (20 fewer victims). The detection rate for minor violence in 2021/22 was 67.6%, compared to a five year average of 71.6%.

86 wilful fireraising crimes have been recorded, a substantial decrease on the preceding five year average (n=106.4). The current detection rate is 17.4%, compared to the five year average rate of 22.9%. Wheelie bins and motor vehicles were the most common objects/property involved in wilful fireraising crimes, featuring in 38% and 32% of reported crimes, respectively.

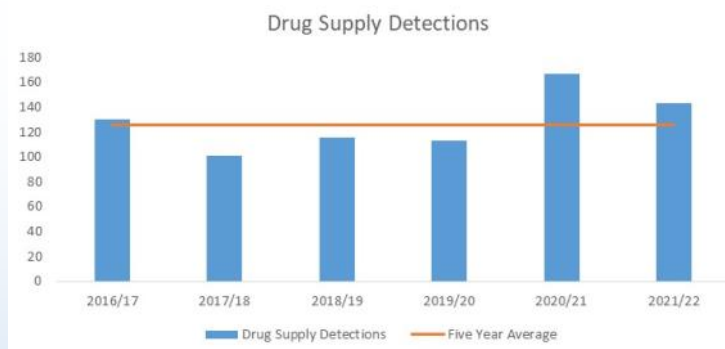
Antisocial Behaviour

Public complaints regarding disorder fell by 26.1% against the previous year, to a total of 8,147 incidents. This is almost certain to be due to the easing of COVID-19 restrictions and the associated decline in public reports of actual or perceived breaches of rules designed to slow the spread of the virus.



SERIOUS ORGANISED CRIME - DATA OVERVIEW

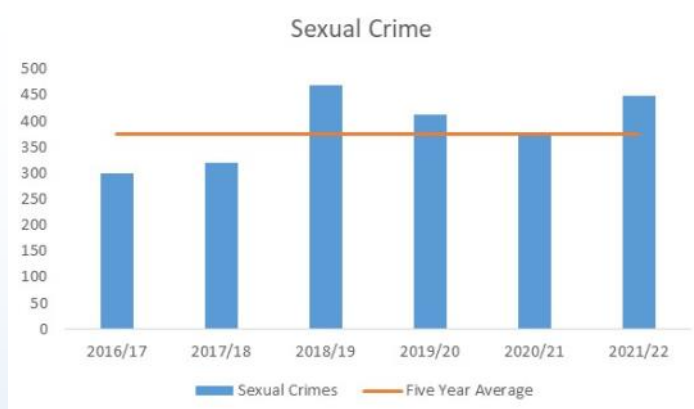
In the reporting period, there were 143 detections for drug supply, production and cultivation offences—an increase of 14% on the previous five year average. Meanwhile, the detection rate for all recorded drug supply offences was 92.3%, an increase of 0.6 percentage points on the five year average.



Commodity seizures included etizolam, heroin, cocaine and cannabis. Proactive work is carried out on a daily basis by teams based within Renfrewshire, supported by Divisional teams, which specifically target the Serious and Organised Crime groups, one of which predominantly impacts on Renfrewshire. Enforcement activity is intelligence led to ensure the right people are being targeted in the right places. We continue to gather intelligence for further enforcement action in Renfrewshire and it remains a priority for officers to carry out intelligence led patrols ensuring that individuals involved in the possession and supply of controlled drugs are proactively engaged, subsequently leading to obtaining and executing search warrants.

PROTECTING PEOPLE AT RISK FROM HARM - DATA OVERVIEW

Reported sexual crimes increased by 19.2% on the previous five year average, to a total of 448 crimes. The detection rate for sexual crime is 56.7%, a drop of 2.2 percentage points on the five year average. 45% of these crimes involved non-recent reporting—with a large proportion of non-recent reports involving child victims. 13% of recorded sexual crimes were cyber-enabled in nature.



MISSING PEOPLE

There were 649 recorded missing persons incidents, an increase of 63.1% on the previous year. Over 11% of the total number of incidents relating to the top five most frequent missing persons within Renfrewshire, all of whom were young people aged under 19 years. Overall, around 81% of all missing persons in Renfrewshire belonged in this age category. Young Persons' Units continue to feature predominantly amongst the most common locations for missing persons incidents (37%).

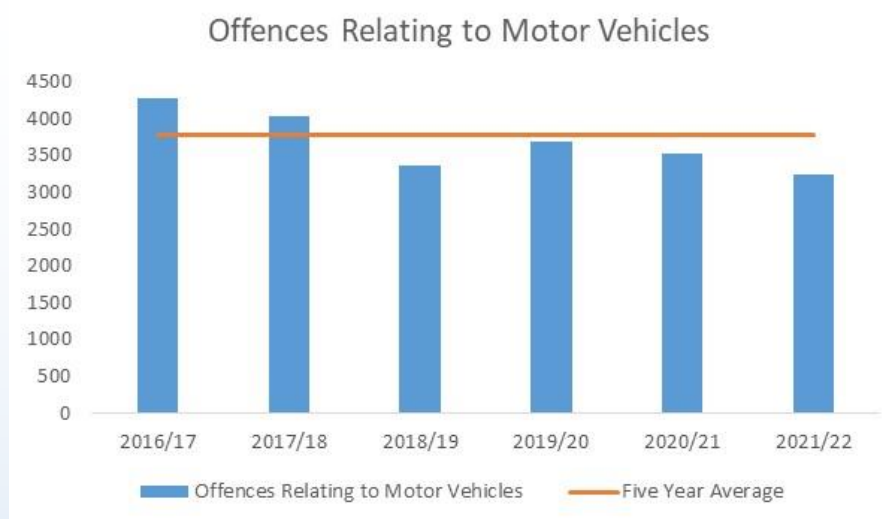
Nearly 70% of all missing people were traced within 24 hours. Less than five percent of incidents involved people being missing for over one week.

ROAD SAFETY & ROAD CRIME - DATA OVERVIEW

PRIORITY: REDUCE THE NUMBER OF PERSONS KILLED OR INJURED ON OUR ROADS

Road Traffic Casualties		2020/21	2021/22
	Number of persons killed on our roads	4	4
	Number of persons seriously injured	34	42
	Number of persons slightly injured	87	96
	Number of children seriously injured	4	3

Road Traffic Data from 01/04/2021 to 31/03/2022



Four road fatalities occurred in the reporting period—no change on the previous year. Meanwhile, serious road injuries increased by 23.5% with slight road injuries also rising by 10.3%. No children have been killed on Renfrewshire's roads, though there have been three serious road injuries involving children (one fewer than the previous year).

Overall, offences relating to vehicles fell by 14.5% on the previous five year average, to a total of 3,233. This included a drop in recorded dangerous driving offences, drink and drug driving, speeding, and disqualified driving offences. Meanwhile, the detection rate for offences relating to motor vehicles fell from a five year average of 90.9% to 86.7%.

PUBLIC CONFIDENCE: COMPLAINTS & USER SATISFACTION

COMPLAINTS ABOUT THE POLICE

From 01/04/2021– 31/03/2022

Allegation Category and Type	PYTD	YTD	% change from PYTD
On Duty - TOTAL	307	259	-15.6%
Assault	22	14	-36.4%
Corrupt Practice	0	8	x
Discriminatory Behaviour	2	5	150.0%
Excessive Force	23	25	8.7%
Incivility	67	59	-11.9%
Irregularity in Procedure	154	127	-17.5%
Neglect of Duty	7	2	-71.4%
Oppressive Conduct/Harassment	10	8	-20.0%
Other - Criminal	4	1	-75.0%
Other - Non Criminal	13	6	-53.8%
Traffic Irregularity/Offence	2	2	0.0%
Unlawful/Unnecessary Arrest or Detention	3	2	-33.3%
Quality Of Service - TOTAL	112	70	-37.5%
Policy/Procedure	22	9	-59.1%
Service Delivery	25	23	-8.0%
Service Outcome	65	38	-41.5%
Grand Total	419	329	-21.5%

A total of 329 complaints have been made in the reporting period, equating to 35.7 complaints per 10,000 police incidents. A total of 259 on-duty allegations were made in the reporting period (compared to a three year average of 248.7). A total of 70 allegations were made in relation to quality of service in the reporting period, below the previous three year average of 74.3.