Renfrewshire

Community Plan 2013–2023

Contents

Our vision 4

Children and young people 14

Jobs and the economy 20

Community care, health and wellbeing 26

A safer and stronger Renfrewshire 32

A greener Renfrewshire 38

Renfrewshire forum for empowering communities 44

Delivering the plan 48

Our vision

Working together to make Renfrewshire a fairer, more inclusive place where all our people, communities and businesses thrive.

Renfrewshire is a diverse area. In many ways it is a microcosm of Scotland; reflective of the country as a whole.

Renfrewshire, particularly its key traditional settlements of Paisley, Johnstone and Renfrew, has a strong sense of identity and community. The area includes both urban and rural communities. Pockets of severe long-term deprivation sit very close to prosperous areas, and centuries-old settlements are neighbours to growing and new communities.

Its economy is mixed with both long-standing industries and modern technology-based enterprises focused on emerging opportunities. Manufacturing is a key strength. Renfrewshire's working population is relatively well skilled and qualified. However, the proportion of the population of working age is reducing with an increasing elderly population that needs support and care. Our young people are ambitious and achieving and with some of them requiring support and encouragement to realise their potential.

Our vision is ambitious for the communities and places of Renfrewshire. The area has an enormous amount to offer: its location; history; culture and businesses; educational opportunities; and sense of community all combine to make Renfrewshire a dynamic place to live, work and visit.

While the social impact of public sector agencies is well known and understood, there is an acceptance that jobs, the economy and tackling poverty are now equally important. Many opportunities exist. However, the issues of health inequality, lack of jobs and opportunities, particularly for younger people, and the need to tackle problems of alcohol and drug misuse all present challenges to our partners. Many of these problems arise nationally but, in Renfrewshire, we are determined to make a local difference.

Understanding of Place

The priorities and outcomes identified in the Renfrewshire Community Plan are based on a sound understanding of the needs of our different communities.

Throughout 2012, partners undertook a Strategic Needs Assessment where research, data and expert analysis were reviewed to assess the challenges and opportunities facing Renfrewshire. This process enabled partners to receive expert input on current thinking about key issues and to challenge their current ways of working.

This approach was deliberately strategic and was as inclusive as possible. Representatives attended from local and national community planning partners, the voluntary and business sectors, from higher and further education, Scottish Government, and other strategic agencies. Experts were drawn from each of the partners but also included consultants, researchers, analysts, and lobbying and charitable organisations. They were asked to provoke and stimulate discussion, raise awareness of best practice and highlight areas of concern and priority actions for Renfrewshire.

Our objective was to create a clear sense of the place that is Renfrewshire and the communities that live and work here. The key issues that are tackled within each theme were agreed as a result of this assessment and reflect issues that affect the whole of Renfrewshire.

However, it was also clear from the assessment process that some communities and areas within Renfrewshire are more deeply affected by the issues discussed than others. Areas within the lower 5%, 10% and 15% SIMD areas have multiple vulnerabilities and deprivation that compound to deliver significantly worse outcomes for residents. Health and wellbeing, employment prospects, security and quality of life of people in these areas are worse than is the case for the average Renfrewshire resident. Despite significant efforts by partner agencies, the inequality gaps between these communities and others within Renfrewshire remain a persistent challenge. Partners must focus efforts on improving outcomes in these communities if this trend is to be reversed.

The Scottish Index of Multiple Deprivation 2012 (SIMD) shows that serious deprivation has increased in Renfrewshire since 2004 and that deprivation is more widespread. Renfrewshire's overall share of the number of datazones showing the worst deprivation in Scotland has increased and the single overall most deprived datazone in Scotland is located in Paisley. Overall, SIMD 2012 strengthens the evidence base for the need to tackle poverty and deprivation.

The proportion of Renfrewshire's population living within the 15% most deprived datazones in Scotland increased by 10.2% between 2009 and 2012. 33,972 people in Renfrewshire are now living in Scotland's 15% most deprived communities.

48 datazones in Renfrewshire are in the 15% most deprived datazones in Scotland, growing from 43 in 2009, 36 in 2006 and 41 in 2004. The number of Renfrewshire datazones in the most deprived 5% has increased from 8 in 2004 to 14 in 2012. This indicates that severe deprivation in Renfrewshire has both spread in area terms and deepened in severity, relative to other areas in Scotland. Among all council areas in Scotland, Renfrewshire has the seventh largest proportion of datazones ranked in the most deprived 15%.

NHS HEAT targets, the Scottish Household Survey and additional research commissioned locally by Renfrewshire Council and other partners, have

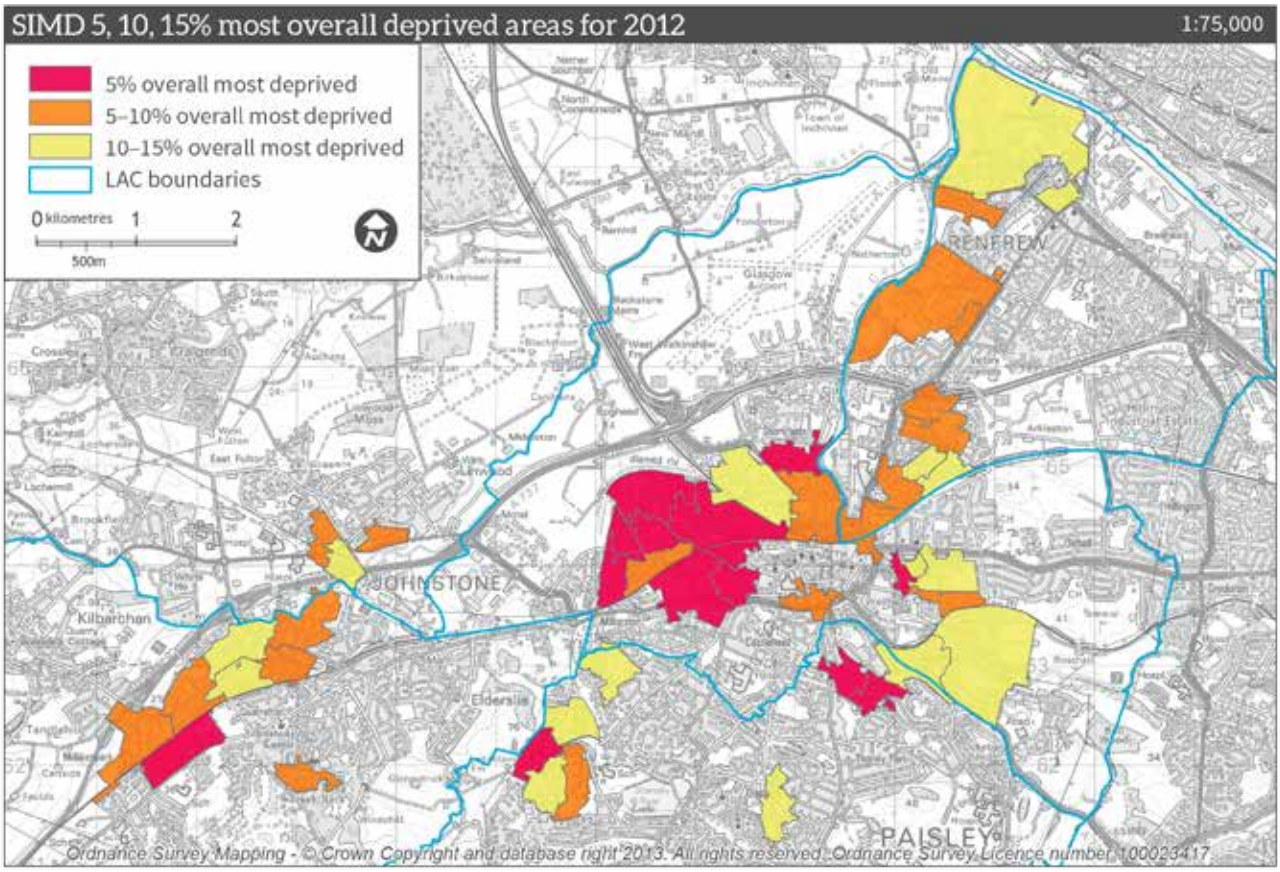

been used to tailor partners' understanding of the challenges in Renfrewshire and of the communities most greatly affected. One of these, Renfrewshire Public Services Panel of 1,800 people, provides regular information on public attitudes across Renfrewshire's communities.

The community is also involved. There are five Local Area Committees covering the whole of Renfrewshire and they provide a local view on partner policies and performance and an understanding of local issues. Each Local Area Committee is engaged in the development of a Local Action Plan for the area. Renfrewshire also has a network of community councils, tenants and residents associations, senior fora and club and youth engagement structures.

During the development of the Community Plan and Single Outcome Agreement, more than 700 people in 50 groups discussed priorities and how communities and public services can work together to build a better Renfrewshire. A further 120 school pupils and 200 university/college students also took part. We also worked with the Diversity and Equality Alliance Renfrewshire (DEAR) which has 150 members from a range of diverse groups.

This information and evidence has been used to identify a number of cross cutting issues that affect the communities of Renfrewshire. Evidence suggests that early intervention, focused on specific communities, would be particularly useful in securing successful outcomes.

Poverty and Disadvantage

In SIMD 2012, 14.7% of Renfrewshire's population (25,030 people) is income deprived, compared to a Scotland average of 13.4%. Partners in Renfrewshire recognise poverty as a key driver of ill health and of disadvantage. Poverty in a child's early years can affect their whole lifetime. Partners will focus efforts on preventing poverty, and especially child poverty, in order to break generational cycles of economic deprivation.

Health outcomes are specific to socioeconomic groups. Male life expectancy is now 16.4 years lower in Ferguslie than in Bishopton. This gap has only appeared within the past 30 to 40 years and it is driven by unemployment and deprivation.

28 datazones have deteriorated consistently in the deprivation rankings since 2004. Ten of these are in the north Paisley area. Of the 19 datazones that have continually improved in the rankings, all but one started outside the most deprived 15% in 2004. This indicates increasing inequality and a need to target anti-deprivation policies to reduce inequalities. A key challenge for partners is to ensure that limited funding and resources go to those most in need rather than to those who can best articulate their need.

Misuse of Alcohol and Drugs

Misuse of alcohol and drugs are recognised as key drivers of ill health, preventable injury and death, worklessness, and serious and petty offending behaviour. Alcohol and drugs are key contributory factors in violent behaviour, and can provoke domestic violence and the need to take children into care.

Abuse of alcohol and drugs is a societal problem across Scotland where 2,000 deaths and 39,000 acute admissions to hospital each year are related to alcohol. There are 1,500 acute admissions in Renfrewshire each year. Alcohol is also a factor in a significant number of incidents in A+E. Of 70,000 attendances each year in Renfrewshire, over 9,000 are alcohol related. Of those who call 999, 50% are drunk, 20% assaulted, 6.5% are abusive to staff and 14% leave before treatment is completed. Renfrewshire has a higher than average number of alcohol related psychiatric discharges. The abuse of alcohol impacts adversely the home environment of a significant number of children. While alcohol misuse is not predominantly a youth related issue there are signals of emerging problems with younger people; 14% of school pupils report drinking more than once a week.

Low Attainment and Worklessness

Low educational and skills attainment are key limiting factors on employability and income from employment. This can lead to long-term income deprivation and other consequences such as poor health.

In SIMD 2012, 15% of working age Renfrewshire residents (16,070) are employment deprived, compared to 12.8% in Scotland as a whole. Between 2009 and 2012, Renfrewshire had the largest increase in the percentage of working age people who were employment deprived (2.4%). This highlights the priority of assisting Renfrewshire residents to secure and retain employment.

Young people are the fastest growing group of unemployed with significant implications for a whole generation. 89.3% of young people are now moving into positive destinations from our schools. This is above the national average for Scotland, yet youth unemployment is also above the national average and has doubled since 2008.

We also have problems with underemployment, where people are accepting any position regardless of the skills and qualifications they may have.

We need to increase pupils' knowledge of the work options that are potentially available to them. This means developing teachers' and lecturers' knowledge of businesses and their future needs. We must also develop knowledge about self employment and promote entrepreneurial skills. We need to manage the transition from childhood into college, university or the workforce better and, for a small but significant minority, address a lack of basic numeracy and literacy skills.

Offending and Violent Behaviour

Renfrewshire's share of datazones in the 15% most crime affected areas across Scotland has increased and is reflected in its position relative to other local authorities. We were 13th most affected in 2009 and 6th most crime affected in 2012. The areas most affected were our town centres, especially Paisley's. Police information shows that the majority of violence is alcohol or drug related and tends to occur between 9pm on Fridays and 3am on Mondays in town centres.

On the other hand, there have been significant improvements in some community safety issues. Crimes of public disorder and violence have continued to reduce significantly over the last three years, as have levels of deliberate fire incidents. Overall, for example, there has been a 30% reduction in serious crimes, a 39.5% reduction in street drinking calls, a 25% reduction in youth disorder calls and a 20% reduction in knife carrying detections. Successful youth diversionary programmes have contributed to reducing crime levels within local communities. There has been a corresponding increase in the percentage of residents who believe that Renfrewshire is a safe place to live.

A strategic review highlighted the additional work that needs to be done to tackle some particularly difficult societal issues. 36% of local police work relates to domestic violence against women. Much of this involves repeat offenders and alcohol.

Preventable Ill Health and Injury

While Renfrewshire's position relative to other local authorities has improved from 4th largest in SIMD 2009 to 5th largest in 2012, its share of datazones in the 15% most health deprived areas across Scotland increased overall. The depth of health deprivation increased particularly in the Renfrew, north Paisley and Johnstone areas. In these communities income and employment deprivation are also significant factors, showing a continued correlation between poverty and ill health.

A poor diet, smoking and alcohol consumption can lead to preventable ill health, injury and death and can also limit quality of life and wider opportunities such as employability. Poor mental health can also result in self harm and suicide.

For some in Renfrewshire, many preventable problems start early. Renfrewshire has high levels of low birth weight babies; the most important lever for increasing birth weight is to stop smoking in pregnancy. 16% of pupils in upper school smoke. Only 41% of pupils report eating five or more portions of fruit and vegetables per day and only 15% meet the Scottish Government target for physical activity. The Scottish Chief Medical Officer views physical activity as more important than smoking, diabetes and obesity put together in determining health outcomes for individuals. All of this has implications for the long term health of the community and emphasises the key role for sport and cultural activities in addressing this issue.

Some health implications are becoming significant already. Renfrewshire has higher than average rates of coronary heart disease and cancer rates. In common with many other health outcomes, variation in mental health is usually consistent with deprivation. Good employment halves the risk of mental health issues.

An increasing elderly population brings additional pressures. There has been a significant rise in dementia. A third of those aged over 75 have two or more long term conditions. 75% of all falls are among the over-75s. This has implications for the type of housing that we need and for the types of housing adaptations that might be required if we are to allow older people to live independently for longer in their own homes. Independent living and support for specific groups will also include technological developments such as telehealth.

Plan for Prevention

The cross cutting issues outlined above compound to drive significant disadvantage in a small number of geographic communities.

Renfrewshire's plan for early intervention and prevention will take an assets-based approach. The detail of the plan will evolve and be refined as thematic boards develop their own detailed action plans over the first year of the Community Plan. This will be available to the Partnership Board as it finalises its resourcing plan. However, the framework and approach are clear now and have been agreed by partners. Using this framework, partners will plan resources to direct investment towards prevention and early intervention during the first three years of the plan.

Partners will improve outcomes for vulnerable individuals by working effectively and efficiently to strengthen the families, communities and services that do most to nurture and support them. Early intervention will develop positive role models, enterprises and assets. Many of these already exist within our communities. We will promote cohesion and cooperation; build community capacity and support independent living. Significantly, the partners commitment to this process is evidenced in the focus and resource already being placed on the Empowering Communities theme and the development of a Renfrewshire Forum. These are vital if the skills, capacity, knowledge and potential of our communities are to be harnessed and developed in an assets based approach.

Local evidence of the success of this approach is already available in the Reaching for a Better Future Programme. This aims to significantly improve the life chances of young people by supporting parents and children before birth and in the early years of life. This project has secured funding for a number of evidence-based early intervention approaches including: the Positive Parenting Programme; the Incredible Years; and Family Nurse Partnerships. These early years interventions have been shown in other areas to reduce levels of child poverty and ill health and to reduce the number of people in workless or low income houses.

Partners will evaluate and implement evidence-based interventions to work with families and communities and improve skills and build community capacity. The initial focus of the Early Years Strategy will be in the communities of Linwood and Ferguslie. However, the impact will be felt across Renfrewshire.

Partners will work together on strategies to build a culture of good health in Renfrewshire by investing in improving the capacity of individuals and communities to make informed choices about their health. There will be a focus on providing opportunities for individuals and communities to be physically active. Early interventions will support good mental health. The development of sports and cultural activities will be a key aspect in this approach and will use opportunities presented by significant local and national events such as the Mòd Phàislig 2013 and the Commonwealth Games in 2014.

In addition to sports and physical activity, partners will also focus on developing policies that promote a sustainable approach to food in Renfrewshire.

Work with children and young people will have a focus on promoting self-confidence and resilience. These, in turn, promote positive health behaviour, physically and mentally. The success of this approach, and an illustration of the role that sports can play, is the award winning Street Stuff programme. This is focused on providing evening activities, including street football in hot spot areas of antisocial behaviour, and has significantly reduced youth disorder and antisocial behaviour in these areas by over 50% since 2009, with more than 18,000 attendances recorded last year. Partners, volunteers and community representatives continue to develop the programme and launched a 'kick and collect' reward programme in 2011 — this encourages young people to get involved in community clean ups, snow clearing and graffiti removal with rewards including St Mirren football tickets, Xscape and Go Karting tickets and access to VIP areas for the Fireworks Display and Christmas Lights Switch-on in Paisley.

Partners will seek to ensure that young people are supported to attain their full potential in school and further and higher education, equipping them with skills for entrepreneurship and ensuring they have opportunities to develop their skills through work or active learning in the community — improving routes into employment and self-employment, with voluntary work and social enterprise. Partners are already coming together under the Invest in Renfrewshire banner to increase employment and develop business growth in the area and results are already visible with over 50 internships approved, 163 additional and permanent jobs created in the Renfrewshire economy; and 125 businesses offered support to expand and grow. In addition, 89 grants have been given to businesses to pursue development, training and ICT developments that support their business.

Partners will work together to encourage pro-social behaviour in all communities, with a particular focus on people at risk of offending behaviour, by providing opportunities for active citizenship. Steps will be taken to ensure that people using alcohol do so in a safe and legal manner, stopping people gaining access to illegal use of drink and drugs and mitigating their impact. Partners will target a reduction in violence against women and children, which can have a devastating impact on individuals and families and the future development of children, and will foster good relations between communities in Renfrewshire in order to increase the safety of vulnerable people and develop cohesive communities that are free from tension and extremism. Many of the improvements noted as part of the Strategic Needs Assessment process have been delivered through excellent early intervention and prevention work carried out as part of the Community Safety Hub. This will be expanded upon through the development of a Community Safety and CCTV Hub bringing together all the services responsible for delivering community safety into one well equipped and resourced hub where up to date information and incident reporting can be used to allocate and target resources efficiently and effectively.

Partners will take an approach of 'generations working together' to address the challenges and realise opportunities in Renfrewshire. Partners will seek opportunities to bring together people of different age groups to share and exchange skills, experience and perspectives in a way that increases community cohesion and has mutual benefits across generations.

Early intervention activities will also be carried forward with specific regard to older adults, through use of Change Funds, integration of health and social care services and co-production of services with the third sector. This will enable older people to live as independently as possible within their own home, with appropriate support, to improve their quality of life, prevent isolation and reduce the incidence of preventable ill health and injury. This is already being taken forward in Renfrewshire through the roll out of the re-ablement service: working closely with independent providers of long term care at home; and developing out of hours and specialist services facilitated by the Older People's Change Fund.

Delivering our Plan

Partners agree that, to achieve our vision, we need strong community leadership and concerted action. Six community planning boards will take forward work on six key themes that will form the focus for our early intervention activities. These have a close fit with national priorities and we believe they will make a major contribution to realising our vision:

- Children and young people
- Jobs and the economy
- Community care, health and wellbeing
- A safer and stronger Renfrewshire
- A greener Renfrewshire
- Empowering our communities

This plan clearly outlines a positive vision for change which will be driven by partners through these boards as they work closely with communities and local people. At the heart of the community plan are a number of clear goals and outcomes that aim to improve the quality of life in Renfrewshire. The outcomes are challenging, aspirational and reflect the scale of change that partners aim to achieve. Evidence has been used to determine the best, most appropriate interventions. The principles of public service reform — seeking early intervention, performance improvement, and improved workforce planning and development — underpin the outcomes and approaches chosen.

The Renfrewshire Single Outcome Agreement is the action plan for delivery of this Community Plan. For the first six months of the plan, targets, activities and resources will be defined. These will be revised and updated each year by the Community Plan Partnership Board as progress is achieved.

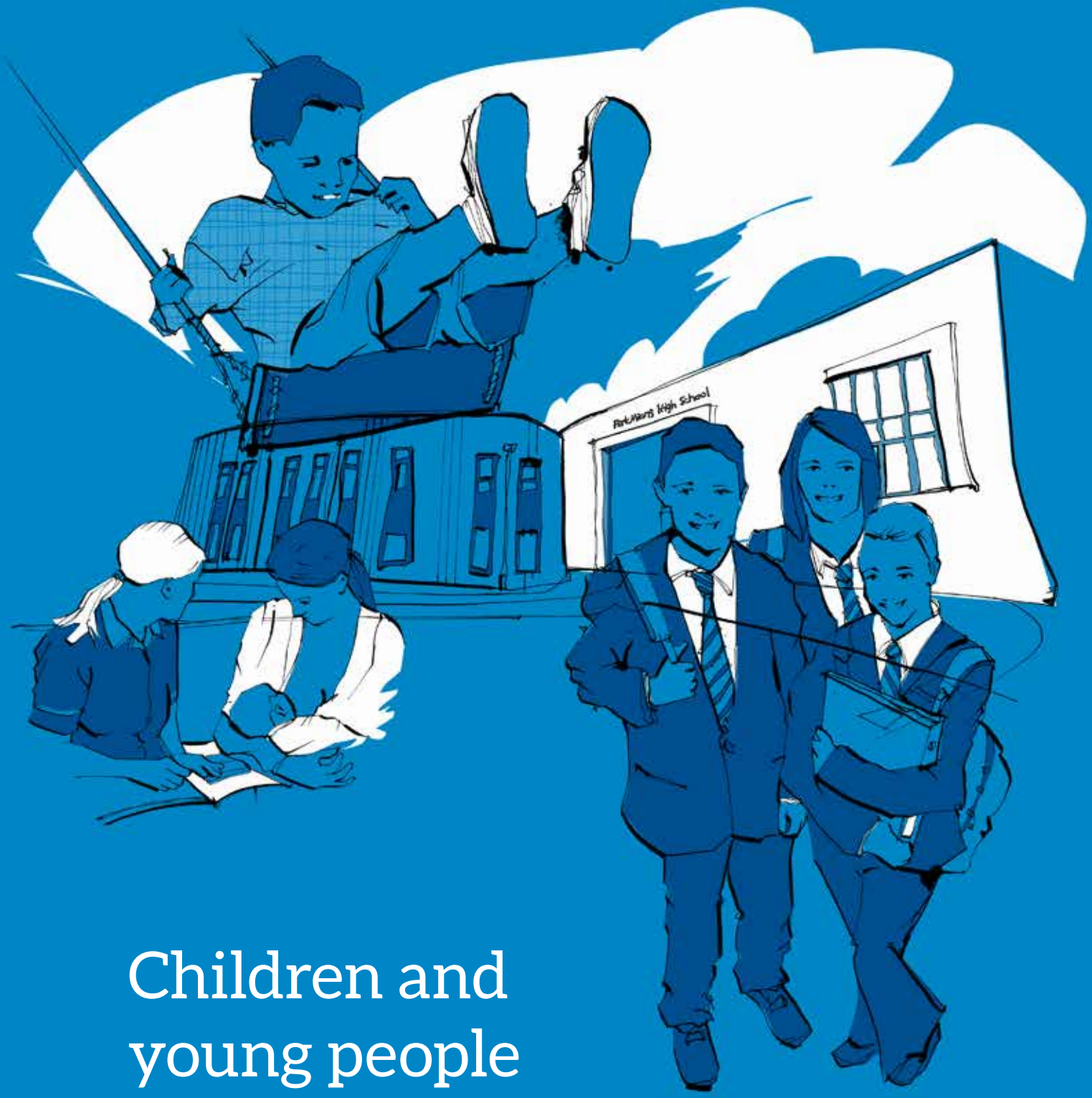

Children and young people

Vision

By 2023 we will get it right for every child and young person by ensuring that they live in a positive and inclusive environment, have the best start in life, are confident, healthy and free from disadvantage.

Key Facts

- Over 18,000 children in Renfrewshire are living in households that are dependent on benefits.
- Child Poverty Map of the UK (End Child Poverty, January 2012) — Renfrewshire Council has 19% of its children living in poverty. This varies by ward, rising to 33% of children living in poverty in the Paisley North West ward.
- Last year there was a strong performance in SQA exams with pupils attaining standard grade credit awards and highers by the end of S6. 55% of S6 pupils attained 5 or more awards at SCQF level 5 or better. This exceeded the 2010/11 target by 4%.
- 2.7% of Renfrewshire babies had a low birth weight (0.4% higher than the Scottish average).
- 27.4% of young people aged 15 have consumed alcohol (similar to Scottish average).
- 6.8% of young people aged 15 have taken drugs (same as Scottish average).
- 6.2% of P1 children are obese (better than Scottish average of 8%).

Key Players

Renfrewshire Council (Education and Leisure Services, Social Work, Development and Housing Services, Community Resources and Chief Executive's Service)

Scottish Children's Reporter Administration

Chair of the Children's Hearing

Skills Development Scotland

West College Scotland

University of the West of Scotland

Renfrewshire Community Health Partnership

NHS Greater Glasgow and Clyde

Renfrewshire Child Protection Committee

Engage Renfrewshire

Police Scotland

Scottish Fire and Rescue Service

Renfrewshire Leisure Limited

Renfrewshire Chamber of Commerce

Key Issues

Evidence shows that the period before birth and in the early months and years of a child's life has a profound impact on their physical, mental and emotional development, and in turn, their life chances. Children living in our most deprived communities experience much poorer health, wellbeing and life chances than their more affluent counterparts. Improving the early years experience of such children is key to breaking the repeated cycle of poor outcomes. This means providing nurturing and supportive environments for children and identifying, as early as possible, any additional support that may be required.

Today's children are the leaders, parents and workforce of tomorrow. We need to ensure that they get the best start in life; no matter what their circumstances. This means that children must be ready to learn and that learning establishments must be ready and ambitious for our children's social, physical, emotional and educational wellbeing.

The family plays a critical role in determining good outcomes for children and young people. We will, therefore, provide appropriate support to families and thus build positive futures for children.

Outcomes
What we plan to achieve

Children and young people in Renfrewshire will:

- Have the best start in life; being ready to learn, supported to achieve and ambitious throughout and beyond their school lives.
- Live in a safe, secure, stable and nurturing environment at home and in the community. Their rights are respected, they are free from poverty and neglect, and supported to be resilient and to thrive.
- Feel confident and be responsible ; able to participate fully in learning and in their wider community. They can take part in opportunities which meet their needs, interests and aspirations.
- Have good physical, emotional and mental health and wellbeing.

Actions
What we will do as a partnership

- Ensure the Children and Young People's Thematic Board, supported by the Children's Services Partnership, takes a strategic overview of the Children and Young People's agenda.
- Develop the Early Years Strategy, support parents, develop our approach to corporate parenting, and promote preventative and early intervention in line with the work of the Early Years Collaborative.
- Embed Getting it Right for Every Child (GIRFEC) in all services for children and young people based on our self-evaluation and using the Scottish Government Maturity Model.
- Raise attainment and improve the literacy and numeracy of children and adults, with a particular focus on the lowest performing 20% of young people and our looked after children.
- Reduce obesity by promoting leisure, sport and physical activities through the implementation of our Active Renfrewshire Strategy.
- Implement locally the National Play Strategy in order to encourage physical, mental and social development.
- Improve partnership working to support citizens in local organisations that enhance the quality of community life. This will be delivered through our Community Learning and Development Strategy.
- Develop opportunities for children and young people to have a voice and participate in decision making. This will be delivered through our Children's Services Participation Strategy, youth fora and Children's Champion Board.
- Ensure young people have the necessary skills for adult life in the 21st century. This will be delivered through the implementation of Curriculum for Excellence and our Preparing Young People in Schools for Employment Strategy.
- Reduce the number of children affected by parental substance misuse.
- Reduce the rate of teenage pregnancies through the implementation of evidence based programmes including Family Nurse Partnership.
- Examine the potential to develop family centred early intervention approaches to support children and families.
- Improve outcomes for our vulnerable and looked-after children and support parents to provide the best start for their children. This will be delivered through our Parenting Strategy.
- Continue to implement and roll out evidence based programmes of intervention to support children, young people and their families with the aim of improving resilience and mental wellbeing.
- Reduce levels of child poverty by implementing Renfrewshire's Anti-Poverty Strategy and Invest in Renfrewshire Strategy and developing our response to the impact of the Welfare Reform Act.

Impact
How we will measure our progress

- Increase in the average tariff score of the lowest-attaining 20% of S4 pupils to 82.
- Increase in the average tariff score of looked-after young people to 82.
- 94% of school leavers will be in positive and sustained destinations.
- 85% of looked after young people will be in positive and sustained destinations.
- Increase the perception score of not being bullied amongst secondary school pupils (perception scores are graded from 0–100) to 96.
- Increase the perception score of not being bullied amongst primary school pupils (perception scores are graded from 0–100) to 96.
- No more than 15% of children to be living in poverty in any area.
- 15% reduction in the number of children and young people placed on the Child Protection Register affected by parental substance misuse.
- Increase the reported school perception score amongst our secondary school pupils (perception scores are 0–100) to 69.
- Increase the reported school perception score amongst our primary school pupils (perception scores are 0–100) to 85.
- Reduce the percentage of secondary pupils with poor engagement with school to 12%.
- Reduce the percentage of primary school pupils with poor engagement with school to 4%.
- Increase the reported physical health score of our secondary school pupils to 78.
- Increase the reported physical health score of our primary school pupils to 85.

- Increase the reported physical health score of our pre-school pupils (baseline to be established in 2014).
- 8% reduction of secondary school pupils reporting poor pro-social behaviour.
- 2% reduction of primary school pupils whose parents report that their child has poor pro-social behaviour.
- Reduce obesity levels in children in Primary 1 to 7.4% by 2013/14 and maintain that target level.
- Increase the number of children in Primary 1 without decayed, extracted or filled teeth.
- 15 % reduction in the number of days lost per 1,000 pupils through exclusion.
- 10% increase in pupils achieving 5+ awards at SCQF level 5 or better by the end of S6.
- 10% more pupils achieving 3+ awards at SCQF level 6 or better by S6.
- 100% of pupils achieving English and Mathematics qualifications at SCQF level 3 or above.
- 30% increase in the number of children and young people participating in sporting, cultural and citizenship activities.
- 100% of our schools deliver two hours quality Physical Education per week.
- Reduce the percentage of babies with a low birth weight (<2500g).
- Increase in the number of children exclusively breast fed at 6-8 weeks.
- Reduce the rate of pregnancies for those under 16 years of age (rate per 1,000 population).

Jobs and the economy

Vision

By 2023 Renfrewshire is recognised for its diverse, enterprising and thriving business base; creating new jobs and businesses within a growing local economy where they are supported by inclusive and sustainable communities and workforce.

Key Facts

- The most important employment sectors in Renfrewshire include:
  - Public Administration, Education and Health with 22,300 employees representing 27.6% of total employment
  - Financial, IT and Business Activities with 15,900 employees representing 19.7% of total employment
  - Distribution and restaurants account for 15,000 employees representing 18.5% of total employment
- Glasgow Airport is Renfrewshire's biggest private sector employer and is used by over seven million passengers per year.
- Entrepreneurial activity appears low by international standards.
- In terms of employment opportunities, the most severe impact has been on employment opportunities for young people, who are disproportionately affected by unemployment as a percentage of the population.
- We face particular challenges for young people at the margins, whose attainment and achievements do not match their peers'. These include: young people who experience poverty, have poor health, are looked after, are winter school leavers, have additional learning needs, are young carers, have negative experience of schooling, and whose families experience social deprivations.
- Renfrewshire has sustained significant job losses in the recession. We experienced a greater reduction in job numbers than the Scottish and UK averages. The total number of employee jobs in Renfrewshire declined by 7.4% in the first year of the recession, compared to the Scotland and Great Britain reductions of 3.3% and 2.9% respectively.
- There are approximately ten Jobseeker's Allowance (JSA) claimants per unfilled Jobcentre Plus vacancy.

Key Players

Renfrewshire Council

Scottish Enterprise

Jobcentre Plus

Renfrewshire Chamber of Commerce

Skills Development Scotland

Strathclyde Partnership for Transport

Key local employers/Glasgow Airport

Engage Renfrewshire

University of the West of Scotland

West College Scotland

Renfrewshire Community Health Partnership

Key Issues

A strong and vibrant local economy that supports businesses and creates jobs is vital to both the economic and social wellbeing of Renfrewshire. The Partnership's vision is to:

- build upon a solid economic base and rich history;
- work with all sectors to help companies grow;
- train and motivate our workforce, especially our young people; and
- ensure that the environment, infrastructure and public services can encourage and sustain economic growth.

To succeed we must build on inherent local strengths and locational advantages. We must also tackle those issues that undermine our performance. There is a very strong relationship between addressing the issues associated with unemployment and supporting local businesses to grow and invest.

Since 2008, employment levels have shrunk. At present 4.6% of those capable of working are unemployed. The Scottish average is 3.9%. Youth unemployment is also higher than the national average at 8.6%. The Scottish average is 7.2%. The overarching ambition of this Community Plan, to make Renfrewshire a fairer and more inclusive place, will not be achieved until: more jobs are created locally; more people are in work; and young people coming through all levels of the education system are well equipped and trained for the world of work.

This Partnership will work together to develop programmes of support and a physical infrastructure that will help to stimulate local job formation.

Renfrewshire can build from a strong base. We are home to many successful multi-national businesses such as Rolls Royce and Doosan Babcock who reflect our manufacturing heritage. There are strategic industrial and business locations such as Hillington and Inchinnan that support a diversity and density of business activity which is a real strength.

Good communications through Glasgow International Airport, the rail network, and direct links to the national motorway network form critical supporting infrastructure. The airport itself is a major employment hub. Improved communication linkages, regionally, nationally and internationally are critical to our future success.

A successful further/higher education network in Renfrewshire is also vital to developing our young people and supporting sustainable business growth and investment in the years ahead.

We will ensure that young people are fully supported and developed during the important transition into the world of work.

Equality of opportunity underpins our ambition. The Community Plan partners have a significant role in helping to establish and sustain a workforce which is well trained, motivated and has access to future job opportunities. Partners will work with Government to implement and develop national programmes designed to support people into work and develop targeted solutions to problems associated with the labour market. Well designed and coordinated employability initiatives, delivered by a mix of public, private and third sector agencies are critical at this stage in the economic cycle.

We will help to create a sustainable physical environment and an infrastructure investment regime designed to encourage business growth and the regeneration of our communities, town centres and business spaces.

Renfrewshire is a well connected community with a good mix of urban and rural environments within a relatively small geographic area. This is important to local residents and investors alike. Our town and village centres are recognised as important community hubs as well as economic assets. The Partnership recognises these strengths and will seek to develop their potential as cultural, events and leisure destinations as well as retail and business centres.

However, to achieve sustainable economic growth, improvements are needed to our roads, rail connections, our town and village centres, and some older industrial locations. We must encourage greater investment in digital networks and broadband up-take. The environment we envisage will attract private investment and jobs in areas such as the housebuilding, retail and commercial sectors which are critical to future economic growth.

Priorities include further joint working to develop the Airport Investment Zone and to secure further regeneration in key locations such as Paisley Town Centre, Bishopton, Johnstone South West, Hillington and Renfrew Riverside. A supportive regulatory framework, effectively delivered by the public sector partners associated with this Plan, is also important to achieving infrastructure improvements of this nature.

Outcomes
What we plan to achieve

By 2023 Renfrewshire will:

- Be one of the best locations in Scotland to invest, in terms of its people, businesses and local communities.
- Have a growing local economy creating employment for a well trained, qualified and motivated workforce — where unemployment is reduced and employment opportunities are growing.
- Be the best connected local economy in Scotland, internationally, nationally and regionally.
- Have attractive environments and successful town centres created through successful area regeneration. These contribute positively to local community and economic growth.

Actions
What we will do as a partnership

We will:

- Ensure the coordinated delivery of national and local programmes (such as Invest in Renfrewshire, Renfrewshire Employability Partnership, Leader etc) designed to:
  - Support the creation of new jobs
  - Support sustainable business development
  - Help Renfrewshire residents develop skills and access jobs
  - Encourage young people to enter positive destinations on leaving school
- Work closely with those who are most disadvantaged within the community to develop skills, confidence and motivation and enhance their training and employment opportunities.
- Develop programmes and investments that improve our physical and digital connectivity to British, European and world economies. These include Fastlink and the Airport Investment Zone initiatives.
- Ensure a positive dialogue with businesses, investors and other partners with the objective of improving services and effectively targeting resources.
- Develop an effective knowledge of future employment opportunities and demands which, in turn, helps to inform future training and education programmes.
- Deliver a regulatory framework designed to support and encourage investment and area regeneration. The statutory development plan system, for example, will prioritise sustainable economic development.
- Develop area regeneration initiatives in areas such as Paisley Town Centre, Bishopton and the Airport Zone. This will involve all relevant partners, communities and private sector interests. The reduction of vacant and derelict land and buildings will be a priority as part of improving the environment and stimulating investment.
- Actively market Renfrewshire's great potential for inward investment and promote a positive image based upon our locational, economic, environmental and cultural advantages.
- Develop and publish, within the first two years of the plan, a marketing and promotional strategy for Renfrewshire which secures buy-in from major local employers.
- Adopt the Renfrewshire Local Development Plan by 2014 and update of the Glasgow and Clyde Valley Strategic Development Plan by 2017.
- Contribute to the roll out of the National Digital Strategy — securing access to fast broadband for 80% of the resident population by 2017.
- Complete the Bishopton Community Growth Area by 2023.
- Complete the Glasgow Airport Investment Area business plan and the Airport Surface Access Strategy by 2013.
- Implement the Renfrew Riverside Masterplan and renewal of the Braehead Centre by 2020.

Impact
How we will measure progress

By 2023, the Partnership will have contributed to:

- A 15% reduction in the level of urban vacant and derelict land in Renfrewshire.
- An increase in the value of development investment activity by 60%.
- Increasing the rate of VAT/PAYE registered businesses in Renfrewshire by 20% (from a 2012 base).
- A 30% increase in Gross Value Added (GVA) in the Renfrewshire economy.
- A 50% reduction in vacant retail space in Paisley Town Centre.
- A 20% increase in visitor expenditure in Renfrewshire.
- A 50% increase in annual house completions (private and RSL).
- An increase Renfrewshire's resident population by 5%.
- A 50% increase in the number of workers earning more than the minimum wage.
- A reduction in the number of long term unemployed by 60%.
- A 50% reduction in the number of unemployed young people (18–24 year olds).
- A 50% reduction in the number of 16–19 year olds who are unemployed and seeking work.
- An increase in Renfrewshire-manufactured exports (baseline to be established in 2014).

Community care, health and wellbeing

Vision

People have an increasing, healthy life expectancy and the quality of wellbeing and health inequalities between different communities are narrowed significantly.

Key Facts

- Mortality rates from all causes, coronary heart disease (under-75s) and cancer (under-75s) are worse than Scottish average.
- Hospitalisation for COPD, cerebrovascular disease, emergency admissions and multiple admissions (>65s) are worse than Scottish average.
- Renfrewshire has high levels of low birth weight babies and low levels of breastfeeding.
- Hospitalisation for asthma, after a road traffic accident or after a fall are significantly lower than Scottish average.
- ISD data shows that Renfrewshire rates of emergency hospital admissions as a result of unintentional injury for children under five have been rising each year since 2006/7.

Key Players

Renfrewshire Council
(Social Work and Development and Housing Services)

Renfrewshire Community Health Partnership

NHS Greater Glasgow and Clyde

Housing associations

Renfrewshire Leisure Limited

Engage Renfrewshire

GPs and acute services

Carers

Citizens and communities across Renfrewshire

Key Issues

Currently, the difference in male life expectancy between Ferguslie and Bishopton is 16.4 years. The Scottish trend for 40 years has shown an increase in average life expectancy. However, the gaps between the richest and the poorest are growing. Studies show that alcohol, drugs, suicide and violence account for a disproportionately high number of deaths in west central Scotland.

Abuse of alcohol and drugs is a societal problem in Scotland. 2,000 deaths and 39,000 acute admissions to hospital are related to alcohol. In Renfrewshire there are 1,500 acute admissions each year. Alcohol is a factor in a significant number of incidents in Accident and Emergency also — of 70,000 attendances per year in Renfrewshire, over 9,000 are alcohol-related. Renfrewshire has higher than average numbers of alcohol related psychiatric discharges and abuse of alcohol and drugs impacts adversely on a significant number of children in terms of their home environment.

Renfrewshire has higher than average rates of coronary heart disease and cancer rates. In common with many other health outcomes, variation in mental health is usually consistent with deprivation. Good employment halves the risk of mental health issues. In Renfrewshire, it is understood that poor health is not simply due to diet, smoking or lifestyle choices; it is also a function of deprivation.

It has been agreed that a more collaborative approach with early intervention at its heart must be taken to promote equalities and tackle deprivation. Access to affordable and good quality food is seen as critical to tackling deprivation. Physical activity has also been identified by the Chief Medical Officer as one of the most important factors in determining physical and mental health outcomes. The partners will work to develop sports and cultural interventions that promote physical activity throughout our communities. We will emphasise developing positive lifelong habits at an early age.

In Renfrewshire, we will also maximise the benefits and potential offered by health and social care integration and will work with a wide range of partners to empower service users. We will develop strengths and assets through co-production, collaborative working and the effective commissioning of services.

Our increasing population of older people has brought additional pressures to bear. There has been a significant rise in dementia particularly affecting the over-85 age group. A third of those aged over-75 have two or more long term conditions and 75% of all falls are among the over-75s.

The Change Fund has allowed additional support and enhanced GP services including additional geriatrician sessions, end of life care and falls programmes.

The Social Care (Self Directed Support)(Scotland) Bill has been passed by the Scottish Parliament and is now awaiting Royal Assent, with possible implementation in late 2013 or early 2014. Locally, initial work has already been undertaken within the council to develop governance arrangements and a framework for the delivery of self-directed support. This will be further developed in 2013–14.

More people with learning difficulties are living into older age and will need health care. People with a learning disability have a higher chance of developing dementia as they age.

These demographic changes will place further demands on social and health services, particularly as we support increasing numbers of people with more complex needs.

This has implications for the type of housing that we need and the types of housing stock adaptations that might be required to allow older people to live independently for longer in their own homes. It also has implications for the types of transport and infrastructure we have and how and where services are provided. Partners have committed to working together to provide services that will support and enable older people to live full active and independent lives, in their own homes and communities, for as long as possible. This will include addressing longer term housing needs and considering ways in which to improve linkages and transitions between health and social care as well as ensuring support for carers. This will involve working across all sectors and tenures and promoting access to housing and housing options. This might mean new building developments with a societal mix — building sustainable communities with housing, community assets and transport connectivity appropriate for young singles and couples, families and older people that can work across generations to support and sustain each other.

Independent living and support for specific groups includes the need to ensure appropriate support for increasing numbers of carers, including young carers. It will also include development of technologies such as telehealth. We must provide accessible information, advice and support to enable older people to make informed choices about the nature of services and assistance they need. This is particularly important as we develop personal budgets for care.

The way we provide services will also change. We will focus on early intervention and prevention to reduce the need for emergency admissions to hospital or care homes. We will develop clear and agreed pathways for older people with complex care and support needs. Our approach to services must be more holistic and we will work towards providing access to key services on a seven day a week basis.

Outcomes
What we plan to achieve

By 2023 our residents will:

- Have an increasing life expectancy regardless of which community they live in.
- Be valued and respected irrespective of their age, physical disability or other needs.
- Only use alcohol safely and appropriately.
- Have improved positive healthy behaviours: eat more healthily; be physically active; only use drugs as prescribed; and avoid or stop smoking.
- Enjoy good mental health.
- Get involved in activities that improve the health and wellbeing of their community.
- Be supported to live independently as long as possible in their own homes and communities.

Actions
What we will do as a partnership

The issues identified in relation to health inequalities in Renfrewshire, and in particular the 16 year difference in male life expectancy, require urgent action. This section of the plan, therefore, outlines the community and multi-agency response required to tackle some of the deep rooted issues, such as alcohol misuse, that contribute directly to these differentials.

As our population ages and more older people and adults need support, then effective community care and community health services become centrally important. We must shift from traditional models of service to new initiatives, such as Self-Directed Support, that allow people to manage their own health and welfare needs. We must also ensure that we protect vulnerable adults where necessary:

- Improving life expectancy through supporting smoking cessation and alcohol brief interventions.
- Valuing and respecting vulnerable residents by offering housing adaptations and specialist housing provision.
- Achieving key targets in combating alcohol misuse through the Integrated Alcohol Team and by implementing the Renfrewshire Addiction Strategy.
- Achieving key targets in promoting positive health behaviours through the Physical Activity Strategy and the Renfrewshire Addiction Strategy.
- Promoting good mental health through the local mental health strategy and service redesign.
- Achieving key targets by supporting improved health and wellbeing through the Renfrewshire Carers' Strategy.
- Promoting independent living by implementing the services related to the Older People's Change Fund and by increasing the numbers receiving Self-Directed Support.

Impact
How we will measure progress

By 2023, the partners plan to have:

- Reduced the gap between minimum and maximum life expectancy in the communities of Renfrewshire by three years.
- 80% of our resident assessing their health as being good or very good.
- Reduced the rate of alcohol related hospital admissions per 100,000 population to eight.
- Seen a 50% increase in the number of people participating in 30 minutes of moderate physical activity five or more times a week.
- Achieved a 15% reduction in the number of adults who smoke.
- Achieved a 5% reduction in percentage of adults that are overweight or obese.
- Reduced general acute inpatient and day case discharges with a diagnosis of drug misuse.
- Reduced the prevalence of problem drug use amongst 15–64 year olds.
- Improved our average score on the short version of the Warwick-Edinburgh Mental Wellbeing Scale (SWEMWBS).
- Helped 90% of local carers to feel supported to continue their caring role.
- Seen a 10% increase in the numbers of older people supported through re-ablement services, care at home services and intermediate care.
- Reduced the number of bed days lost due to delays in discharges.
- Achieved a 100% increase in percentage of older people living independently in the community with control over their care and support.
- Encouraged 5% increase in the number of attendances at leisure facilities.
- Measured a suite of indicators within Renfrewshire Local Housing Strategy Outcome 4.

A safer and stronger Renfrewshire

Vision

Renfrewshire is known as a safe and tolerant place where residents and visitors enjoy a high level of personal safety and public protection and are free from crime. A culture of fairness, respect and equality exists and vulnerable children and adults are well looked after and protected.

Key Facts

- Alcohol and/or drugs were involved in almost 60% of all domestic abuse incidents in Renfrewshire during 2010/11. This is in line with the Strathclyde Force average but higher than the previous year's figure.
- The number of crimes of carrying an offensive weapon or carrying a blade/bladed weapon has decreased in recent years while the number of stop and searches carried out by the Police has increased.
- The number of non-sexual crimes of violence increased 16.5% in 2010/11, although the previous year's figure was the lowest since 2006. The 2010/11 figure is below the five year average from 2006/07–2010/11.
- 83% of Public Service Panel respondents agreed that they are satisfied with their neighbourhood as a place to live.
- 37% of Public Service Panel respondents agreed that Renfrewshire is a safe place to live.

Key Players

Police Scotland

Engage Renfrewshire

Scottish Fire and Rescue Service

Community organisations

Renfrewshire Council

Housing associations

Crown Office and Procurator Fiscal

North Strathclyde Community Justice Authority

Civil Contingencies Service

Scottish Children's Reporter Administration

Victim Support

Renfrewshire Community Health Partnership

Key Issues

Over the last few years there has been an increase in the percentage of residents who believe that Renfrewshire is a safe place to live. Crimes of public disorder and violence have continued to reduce significantly, as have levels of deliberate fire incidents. All this must continue. However, additional work needs to be done to tackle some particularly difficult societal issues. A third of police work in the Strathclyde area relates to domestic violence against women and it is often related to alcohol. Most violence occurs over the weekend and is alcohol or drug related. The partnership will develop joint tasking and case management and focus on the underlying role of both alcohol and drugs.

The multi-agency approach to community safety and public protection will be directed through intelligence led joint tasking (currently managed through the Community Safety Hub). This will ensure a targeted and co-ordinated response to emerging issues based on shared data and a robust analysis of trends. This approach to community safety fits well with national police and fire service reform and, in particular, will help develop the national police priorities of serious and organised crime, counter terrorism, child and adult protection and violent crime at a local level.

Pro-social behaviour will be encouraged through early interventions such as successful youth diversionary and education programmes. These aim to prevent patterns of antisocial and criminal behaviour developing and address crimes of an environmental nature.

Partners will also work collectively to tackle reoffending in Renfrewshire. This reflects work taking place over the coming years to redesign community justice services.

On a broader scale, effective and robust civil contingencies arrangements will be developed with partners and communities across Renfrewshire, to ensure the protection of the whole community.

A safe and strong society and community looks out for and protects its most vulnerable members. Groups such as children, young people and vulnerable adults will be identified and partners will work together to help keep them safe. The partnership will ensure that vulnerable people are supported to remain in their own communities, when it is safe to do so, and that they receive high quality care services when they are not able to remain at home safely.

Partners will strongly promote equality and fairness with good relations fostered between diverse communities. We will continue the development of a culture in which people are treated equally, diversity is respected and welcomed, and no individual or group is subject to hate-crime. Communities and citizens will be encouraged to develop ownership of their community and of equality within it.

Outcomes
What we plan to achieve

By 2023, the partners aim to see:

- Renfrewshire known as a place where people living, working or visiting feel safe and secure.
- Our communities living their lives safe from violence and antisocial behaviour and having a responsible approach to accessing and using alcohol.
- All members of our community, in particular our most vulnerable children, young people and adults, living in a safe, inclusive and nurturing environment where they are respected and free from abuse and neglect.
- Renfrewshire citizens as positive, supporting equality and valuing diversity to achieve fairness for all within our communities.

Actions
What we will do as a partnership

- The partnership will develop intelligence-led joint tasking arrangements with resources focused on hot spot areas most in need of intervention including the minority of residents responsible for a disproportionate amount of antisocial behaviour and crime.
- A new integrated control room and upgraded public space CCTV system will be established during the first years of this plan.
- We will continue successful youth diversionary programmes in areas of concern and carry out educational visits to local schools raising awareness of community safety issues.
- The partnership will address the impact of alcohol and drugs on incidents of violence and antisocial behaviour through initiatives such as the Alcohol and Drugs Strategy and the Persistent Offenders Partnership. Strict licensing legislation will be enforced across local businesses and best practice schemes promoted.
- The partnership will be proactive in targeting perpetrators of domestic abuse and will ensure support to women in abusive relationships.
- Community support will be strengthened to reduce the number of accommodated children and young people and increase the number of adults supported through re-ablement, care at home services and intermediate care.
- We will increase the number of parents accessing Triple P, Incredible Years and other supporting programmes to ensure children are brought up in a safe and nurturing home environment.
- Partners will develop offender management services including early intervention screening, alternative approaches to custody and community based services for offenders.
- We will strengthen engagement and involvement with equality groups in Renfrewshire to improve data sharing arrangements and to ensure equality impact assessments are evidence based and include appropriate mitigating actions.

Impact
How we will measure progress

- A 25% increase in the number of adults agreeing that Renfrewshire is a safe place to live.
- A 30% reduction in reported incidents of antisocial behaviour.
- A 20% reduction in crimes of violence.
- A 15% reduction in reported incidents of domestic abuse (expressed per 100,000 population).
- A 50% reduction in the proportion of adults referred to Social Work with three or more incidents of harm in each year.
- A 20% reduction in the number of children subject to two or more periods of child protection registration in a two year period.
- A 10% reduction in the number of reported hate crimes.
- A reduction in the perception of local drug dealing/ drug use in neighbourhoods by 5%.
- A 10% increase in the number of adults satisfied with their neighbourhood as a place to live.
- A 10% increase in the number of residents stating they feel 'very safe' or 'fairly safe' when at home alone at night and when walking alone in the local neighbourhood after dark.
- A 15% reduction in one year reconviction frequency rate.
- A 10% decrease in the number of complaints regarding youth disorder.
- A 50% reduction in children looked after away from home.
- An 8% reduction in the number of teenagers who report being involved in four or more delinquent activities in the past 12 months.
- A 4% reduction in the number of teenagers who report having committed four or more criminal acts in the past 12 months.
- A 35% reduction in the number of children experiencing domestic abuse.
- An increase in the perception of secondary school pupils who report their communities as safe places to live (1–4 lower the better) to 1.2.
- An 18% reduction in secondary school pupils reporting that they are living in communities with many problems.

A greener Renfrewshire



Vision

Renfrewshire will be a clean and attractive location, providing a healthy, inviting and pleasant environment in which to live, work and do business through the promotion of sustainable patterns of travel and development, the efficient management of energy and the treatment of waste as a valuable resource.

Key Facts

- New build starts are down by 75% compared to figures for 2005.
- On average around 1,200 households apply for housing as homeless every year in Renfrewshire. Single people account for just less than three-quarters of all applications.
- There are around 225 miles of core path network with a number of public rights of way, cycling routes and green networks.
- The council has improved recycling rates from 30.5% in 2008/09 to 42.8% in 2010/11.
- The council has reduced the amount of biodegradable municipal waste sent to landfill from 41,050 tonnes in 2008/09 to 33,185 tonnes in 2010/11.
- Renfrewshire is well served by road, rail and air connections.

Key Players

Renfrewshire Council

Scottish Government

Police Scotland

Scottish Fire and Rescue Service

Convention of Scottish Local Authorities

Housing associations

Scottish Environment Protection Agency

Engage Renfrewshire

Zero Waste Scotland

Keep Scotland Beautiful

Strathclyde Partnership for Transport

Energy and utility companies

University of West of Scotland

Scottish Natural Heritage

Community organisations

Clyde Valley Waste Initiative

Key Issues

Globally, there is increasing concern about climate change. Most predictions indicate that in Scotland weather patterns will result in wetter milder conditions with an increased risk of flooding.

32% of Renfrewshire's carbon emissions relate to the heating of homes and water, and general household use. 13% relate to public services, 24% to transport, and 10% to food waste. The Climate Change Scotland Act 2009 set a target to reduce carbon emissions by 80% by 2050 and 42% by 2020. In Renfrewshire, community planning partners have agreed to work together to reduce carbon emissions.

This means that we can protect our environment, and at the same time, reduce energy costs for residents and partner organisations. Partners have agreed to promote and support energy efficiency, to combat fuel poverty, and to support a strategic and integrated approach to sustainable development. We will also improve carbon management, become more energy efficient, reduce waste and promote biodiversity.

In recent years, fuel and energy costs have increased. Fuel poverty, and increasingly food poverty, are concerns for many residents. The Scottish House Condition Survey 2009–11 estimates that 13,000 or 16% of all households in Renfrewshire are in fuel poverty. Programmes such as the Scottish Housing Quality Standard investment programme will deliver more energy-efficient homes for many tenants of the council and local housing associations. We will also look at the development of local projects to grow and use food sourced locally from communities. This can improve access to affordable quality food for all members of our community.

New and emerging technologies providing sustainable energy include ground source heat pumps; biomass boilers; and solar and wind energy. Partners will work together to explore how these new technologies can bring benefit to our communities. Businesses will be encouraged to develop and invest in energy efficiency and environmental and infrastructure improvements as they invest and develop.

Partners have agreed to work towards infrastructure improvements that provide realistic and affordable alternatives to car use. These include the Fastlink bus service to Renfrew and an alternative public transport route to Glasgow Airport. New walking and cycling routes will be developed to provide affordable and effective alternatives to car transport.

Renfrewshire will contribute effectively to the delivery of Scotland's Zero Waste Plan. We will work with partners within the Clyde Valley Waste Initiative to meet the challenging waste minimisation, recycling and diversion targets that will deliver an alternative to landfill. The volume of waste generated will be reduced, the majority of waste collected will be recycled and less than 5% of waste will be sent to landfill.

Sustainable patterns of development will help reduce carbon and greenhouse gas emissions. Development can also be used to mitigate against the potential effects of climate change. By promoting good quality development, Renfrewshire will benefit from enhancements to its places, buildings and green spaces.

Outcomes
What we plan to achieve

By 2023:

- Government carbon reduction targets will be achieved, and emissions from transport, fuel and waste will be minimised.
- Residents of Renfrewshire will live in homes which are well insulated and efficient.
- The number of households in Renfrewshire living in fuel poverty will be reduced.
- The generation of waste will be minimised and all waste produced within Renfrewshire will be subject to reuse, recycling and treatment before any residue is sent to landfill.
- Sustainable growth will be delivered by directing development to locations which create sustainable communities and high quality places.
- Transport activities will be coordinated across Renfrewshire by public and private sector partners to reduce fuel use, reduce carbon impacts and improve air quality.
- Our town centres will be well maintained, clean and attractive to support trade and increase inward investment.

Actions
What we will do as a partnership

We will:

- Work together to achieve carbon reduction targets and minimise emissions from transport, fuel, energy and waste.
- Raise awareness of the benefits of environmental improvement by identifying and advertising exemplar green projects and initiatives. This will capture the imagination of residents and businesses and help the Board achieve its key targets.
- Work to achieve National Energy Efficiency Ratings through the delivery of improvements to housing stock.
- Work in partnership with Energy Advice Scotland to promote and raise awareness of energy efficiency measures and to maximise the benefits available to support improvements to home insulation and energy efficiency.
- Make grants available for home owners to assist with the installation of home insulation or other energy efficiency measures and work to ensure that the availability and awareness of various grants are maximised for the benefit of Renfrewshire's residents.
- Pilot and promote the use of micro renewable technology such as hydro power, carbon neutral buildings and biomass boilers with potential for wider implementation.
- Support partners and businesses to develop green travel plans.
- Work with business to facilitate investment and guide the future use of land in Renfrewshire, ensuring that it delivers sustainable economic growth.
- Ensure that, by 2021, the Clyde Valley Waste Management Initiative will have a residual waste treatment and disposal facility fully operational. This will ensure that all waste collected by the partner councils is diverted from landfill. The output from the facility will be used to generate energy prior to the disposal of any residue.
- Ensure that the majority of the waste collected within Renfrewshire will be reused or recycled, and the Clyde Valley Waste Management Initiative residual waste treatment and disposal facility will recover as much recyclate from residual waste as practicably possible.
- Improve the quality of our vehicle fleet to reduce fuel use and emissions. We will introduce alternative fuel vehicles where this is the best economic and environmental option.
- Ensure that sites that need remediation through development activity are remediated in such a manner that the subsequent land use activities are sustainable. All remediation activities shall be verified.

Impact
How we will measure progress

By 2023 we will achieve:

- A 42% reduction in CO_2 per capita.
- A 60% reduction in the amount of CO_2 emitted from public space lighting.
- A 15% reduction in the amount of CO_2 emitted from public buildings.
- A 30% reduction in the amount of CO_2 emitted from the public vehicle fleet.
- 5% of public vehicle fleet utilising alternative fuels such as electricity.
- No air quality management areas within Renfrewshire.
- A 10% reduction in car journeys to school.
- Full compliance of social housing that meets the Home Energy Efficiency Standard by 2020.
- The Scottish Housing Quality Standard by 2015.
- A 25% reduction in households experiencing fuel poverty.
- A 50% increase in annual house completions (private and RSL).
- No waste generated within Renfrewshire sent directly to landfill without prior treatment and less than 5% of all waste collected landfilled.
- An increase waste collected that will be recycled by 60% in 2020 and 75% by 2025.
- A reduction in the number of urban vacant and derelict land sites by 25.
- A 15% increase in the quality, quantity and diversity of the Renfrewshire Green Network.
- Delivery of the objectives outlined in the approved Renfrewshire Local Development Plan.
- No public sector properties remaining in the lower banding of the National Home Energy ratings target.

Renfrewshire forum for empowering communities

Vision

Communities throughout Renfrewshire are enterprising, resilient and inclusive. Citizens are active in the development of personalised public services and participate in local decision making. Communities fully utilise the assets at their disposal, using their own knowledge, experience and skills to achieve their goals and aspirations.

Key Players

Engage Renfrewshire

Community anchor organisations

Community councils

Public sector partner agencies

Advocacy and advice organisations

Third sector and social enterprise organisations

Private sector in Renfrewshire

Key Issues

Successful community planning in Renfrewshire requires a commitment to the integration of public services and excellent multi-agency partnership working. It also needs meaningful, sustained and effective engagement with communities and citizens. The approach adopted by the Community Planning Partnership (CPP) is assets-based. It values the skills, capacity, knowledge and potential that our communities have and seeks to build on the commitment and confidence evident in local groups and organisations.

Partners have agreed to support individuals and organisations to work together to help shape and commission services that meet both needs and aspirations at a local level. The aim is to localise decision making and accountability as far as possible and to work co-operatively with communities. Co-operative working aims to empower communities to assume a greater degree of control over the assets, spaces and resources that they identify with and use. They can then fashion solutions that meet the requirements of local circumstance. Community capacity building is critical and will help to support communities to become more cohesive with a stronger sense of place.

Community engagement will be encouraged by the CPP at both strategic and local operational levels. Partners will support the development of a Renfrewshire Forum for Empowering Communities. This will operate as one of the community planning boards and will be led by the third sector in Renfrewshire. The Forum will include representation from key community 'anchor organisations', reflecting various communities of interest such as older people, carers and young people. The Forum will act as a sounding board for the CPP on the development of community capacity building, consultation and communication strategies. It will have a key role in monitoring satisfaction with local public services and in promoting equalities and active citizenship (e.g. volunteering). The Forum will also act as a key consultee for local public agencies on budget plans, major policy changes and service development and commissioning.

At a more local level, the CPP will work with the Forum to review our current approach to neighbourhood community planning. Five well-established Local Area Committees exist, based on multi-member electoral wards, and with some direct budget responsibility for local initiatives. These bodies could potentially develop local community plans which are tailored closely to local circumstances. The CPP will also consider how best to target resources and support — particularly on prevention — towards those communities experiencing the most significant stress and disadvantage.

Outcomes
What we plan to achieve

By 2023, communities in Renfrewshire will be thriving, resilient and with a clear sense of place. They will:

- Be confident, fully engaged with and regularly consulted by public services.
- Have the capacity and resources to lead projects and be involved in service delivery.
- Have the capacity, enthusiasm and 'right to try' the management of local assets.
- Value and promote equality and diversity and the role of charitable and voluntary work.

Actions
What we will do as a partnership

We will:

- Work with the Renfrewshire Forum for Empowering Communities to agree a single, integrated community consultation strategy for Renfrewshire.
- Work with Engage Renfrewshire to ensure that all community based organisations have good standards of governance and accountability.
- Where appropriate, promote asset transfer by lease or sale to viable community organisations.
- Work with the Renfrewshire Forum for Empowering Communities to agree and implement equality outcomes for all public sector agencies in Renfrewshire.
- Seek to establish local community budgets with substantial local input to decision-making across Renfrewshire.
- Seek to promote digital inclusion and active use of new technologies across Renfrewshire.
- Create a new focus for regeneration, employability and improved life chances. We will focus initially on hard pressed communities; Ferguslie and the West End of Paisley.
- Provide and commission excellent, well used and efficient advisory and advocacy services.

Impact
How we will measure progress

- Increase the percentage of people agreeing that they can influence decisions affecting their local area (baseline to be developed and established in 2013/14).
- Increase the level of satisfaction with local public services (baseline to be developed and established in 2013/14).
- 5% increase in the percentage of people using the internet to engage with the Community Planning Partnership (baseline to be developed and established in 2013/14).
- 5% increase in the percentage of people using the internet for personal use (baseline to be developed and established in 2013/14).
- 5% increase in the membership of Engage Renfrewshire with viable community anchor organisations.
- Increase social enterprise and community business growth (baseline to be developed and established in 2013/14).
- Increase the number of registered interests regarding local control of community assets which are to be used and managed for sustainable local initiatives by 5% annually.
- Increase the number of registers of interest regards local control of public spaces and under-used sites which are to be used and managed for sustainable local initiatives by 5% annually.
- Increase the number of people registering to become a volunteer by 10% annually.
- Increase the number of registered volunteers who have been placed by 10% annually.

Delivering the plan



Introduction

In Renfrewshire, the Community Plan will set out our vision for the next ten years but both the plan itself and the Single Outcome Agreement (SOA) will be reviewed and updated on a rolling three-year basis. The SOA is essentially a three year business and delivery plan that provides a clear indication of progress being made towards our goals, including national priorities.

The establishment of the National Community Planning Group and the guidance issued by the Scottish Government and Convention of Scottish Local Authorities (COSLA) in December 2012 have made it clear that community planning is a major element of public service policy, delivery and performance for the foreseeable future in Scotland. A common duty will be placed on all public services through the enactment of the Community Empowerment and Renewal Bill in 2013/14. There are significant expectations on local public, private and third sector partners to work much more closely together than before to deliver service integration, improved performance and a marked shift to preventative spending.

Governance Framework

Partners agree to the principle of keeping governance arrangements simple and straight forward. Community Plan structures will mirror the priorities of the community plan. It is intended to create six boards, each one responsible for driving forward a key community planning theme. Political oversight and senior partner representation will be a common feature on all boards, with leadership provided by the most relevant and appropriate partner(s).

These boards will be at the heart of Renfrewshire's community planning arrangements and will drive and co-ordinate the work of all partners in the CPP towards our shared outcomes.

The Community Planning boards will also be responsible for ensuring that all themed activity promoted by the Partnership is carried out in a way which embraces several important principles.

These are:

- Empowerment of individuals and communities
- Equality and human rights
- Anti-poverty and inclusion
- Sustainability
- Early intervention and prevention

It is anticipated that the thematic boards will meet as required, possibly 5–8 times a year.

Importantly, the Community Plan priorities will be embedded as far as possible within the respective governance structures of the key partner agencies: Renfrewshire Council, Police Scotland, Scottish Fire and Rescue Service, NHS Greater Glasgow and Clyde, Engage Renfrewshire, Renfrewshire Chamber of Commerce, University of the West of Scotland and West College Scotland.

This will allow each individual partner to demonstrate that their contribution to achieving the agreed outcomes is taken into account through their own governance and resource planning arrangements. It will also enable the CPP itself to avoid duplication and potentially confusing accountability arrangements and to focus on adding value through partnership working.

Strategic oversight will be provided by the Renfrewshire Community Planning Partnership Board. This board will consist of senior political leaders, chairs of partner boards and chief executives or equivalent of partner agencies and organisations. It is anticipated that the Community Planning Partnership Board will meet quarterly. Key functions of the Board will include overall budget/resource management, considering six-monthly progress reports from the theme boards, SOA review, annual public performance reporting and feedback from the Renfrewshire Forum for Empowering Communities.

Public Service Reform

The Renfrewshire Community Plan will fully embrace the principles of public service reform advanced by the Christie Commission and endorsed by the Scottish Government and COSLA.

Prevention

There is a substantial body of evidence which demonstrates that spending on preventative services can deliver better and more sustainable solutions and outcomes for individuals, and reduce future costs to the public sector. This starts with a focus on the first few years of life where we know that a good start will bear dividends for a lifetime. The Community Plan will attach priority on such interventions and move towards a holistic approach to addressing inequalities and improving life chances.

Partnership

Research and experience demonstrate that, where local services are planned, and delivered, integrated and based on a shared vision for a community, people benefit from better outcomes and a better use of resources.

People

The people who deliver public services in Renfrewshire are at the heart of what we aim to achieve in the CPP. The expertise, energy and creativity of the workforce will be essential if we are to succeed. Public sector spending constraints have placed substantial pressure on local public services and it is important that all organisations work jointly to build multi-agency capacity, share ideas, promote learning and deliver results.

Performance

The Renfrewshire CPP is committed to ensuring that available resources are deployed wisely to achieve better outcomes and deliver best value. An open and rigorous performance culture will be embedded around this plan and promote collective responsibility for achieving the outcomes we set. We want to make a positive difference to people's lives and we will effectively monitor and review our progress. Clear accountability and public reporting is an important aspect of our approach. We will use data, evidence, benchmarking and knowledge management effectively to drive performance within all aspects of the Community Plan.

Renfrewshire Community Planning Partnership will, during 2013/14, undertake the Public Service Improvement Framework (PSIF) self assessment for Community Planning Partnerships, in order to ensure strong governance and performance management arrangements. The PSIF will assist Renfrewshire Community Planning Partnership by:

- Rigorously reviewing existing processes around service design and delivery.
- Refocusing on the intended outcomes.
- Working to improve the experience of customers and service users.

Resources and Support

Resources and budgets will be committed by partners on an annual basis. Monitoring of investment and its impact will take place both within partner agencies and also through the thematic boards. Oversight of spending and resource allocation to the Renfrewshire Community Plan at the strategic level will be the responsibility of the CPP Board.

Employee support for the Renfrewshire CPP will be through a multi-agency virtual team. Renfrewshire Council will continue to provide corporate resources to form the core staffing requirement for the Partnership. Key employees have also been seconded from the council to Engage Renfrewshire. This will ensure that the capacity of the third sector interface is sufficient to lead on the development of the Renfrewshire Forum and the Empowering our Communities theme.

A detailed resources plan will be developed over the first year of the Community Plan. Currently, information is being collated on the overall spend within Renfrewshire — getting data on the budgets and resources that are available to the partnership in tackling shared priorities. It is already clear that over £1.5 billion of public funds are spent by organisations and agencies within Renfrewshire each year and more detailed information on how this is broken down into priority areas is being worked on. This information will be used to develop realigned budgets and resource plans covering the next three years of the plan, increasing the focus of all partners on delivering early intervention and prevention activities in line with the agreed prevention plan, and focused on delivering measurable outcomes in key communities across Renfrewshire.

Theme: Children and Young People

Impact Measure	10 Year Target (2023)	Year 1 Milestone	Year 3 Milestone	Current Performance Baseline Data	Actions, Projects and Comments
Outcome 1: Our children and young people have the best start in life — are ready to learn, supported to achieve and are ambitious throughout and beyond their school lives					
Increase in the average tariff score of the lowest attaining 20% of S4 pupils	82	74	76	72 — 2011/12	
Increase the average tariff score of looked after young people	82	74	76	58 — 2009/10 72 — 2010/11	
Increase the percentage of pupils achieving 5+ awards at SCQF Level 5 or better by the end of S6	10%	58%	58%	57% — 2011/12	Data available by academic year (August–June). 2012/13 data available August 2013.
Increase the percentage of pupils achieving 3+ awards at SCQF Level 6 or better by S6	10%	38%	38%	37% — 2011/12	
All pupils will achieve English and Mathematics qualifications at SCQF Level 3 or above by S6	100%	95%	96%	94% — 2011/12	
Increase the percentage of school leavers in positive and sustained destinations	94%	90%	92%	87.7% — 2011/12	
Increase the percentage of looked after young people in positive destinations	85%	65%	68%	63% — 2010/11 Follow Up Survey	
Reduce the percentage of babies with a low birth weight (<2500g)	5%	6%	5.5%	5.2% — 2009/10 5.4% — 2010/11 6% — 2011/12	
Increase in the number of children exclusively breast fed at 6-8 weeks	25%	21.4%	21.4%	20.3% — 2011/12	

Impact Measure	10 Year Target (2023)	Year 1 Milestone	Year 3 Milestone	Current Performance Baseline Data	Actions, Projects and Comments
Outcome 2: Our children and young people live in a safe and secure, stable and nurturing environment at home and in the community — where their rights are respected, they are free from poverty and neglect and supported to be resilient and to thrive					
Increase the perception score of not being bullied amongst secondary school pupils	96	92	94	91 — 2011	Perception scores are graded from 0–100. The higher the score the better. Renfrewshire's present baseline is currently 7 points higher than the national comparison.
Increase the perception score of not being bullied amongst primary school pupils	96	92	94	91 — 2011	Perception scores are graded from 0–100. The higher the score the better. Renfrewshire's present baseline is currently 10 points higher than the national comparison.
Reduce the percentage of children living in poverty	No more than 15% in any area	18%	17%	19% — 2013 (ward variations 7% to 31%)	
Reduce the number of children and young people placed on the Child Protection Register affected by parental substance misuse	15%	53%	49%	56% — 01/08/2011 to 01/07/2012	

Impact Measure	10 Year Target (2023)	Year 1 Milestone	Year 3 Milestone	Current Performance Baseline Data	Actions, Projects and Comments
Outcome 3: Our children and young people feel confident and responsible — able to participate fully in learning and in their wider community and take part in opportunities which meet their needs, interests and aspirations					
Increase the reported school perception score amongst our secondary school pupils (0–100)	69	66	66	64 — 2011	Perception scores are graded from 0–100. The higher the score, the better. Renfrewshire's present baseline is presently 14 points higher than the national comparison.
Increase the reported school perception score amongst our primary school pupils (0–100)	85	80	80	78 — 2011	Perception scores are graded from 0–100. The higher the score the better. Renfrewshire's present baseline is presently 6 points higher than the national comparison.
Reduce the percentage of secondary pupils with poor engagement with school	12%	18%	17%	19% — 2011	National baseline figure is 29% therefore Renfrewshire is presently performing better than the national figure.
Reduce the percentage of primary school pupils with poor engagement with school	4%	7%	6%	8% — 2011	National baseline figure is 13% therefore Renfrewshire is presently performing better than the national figure.
Reduce the number of days lost per 1,000 secondary pupils through exclusion	15%	160	155	168 — 2011/12	
Reduce the number of days lost per 1,000 primary pupils through exclusion	15%	11	10	13 — 2011/12	
Increase in the number of children and young people participating in sporting, cultural and citizenship activities	30%	Baseline to be established 2013/14			

Impact Measure	10 Year Target (2023)	Year 1 Milestone	Year 3 Milestone	Current Performance Baseline Data	Actions, Projects and Comments
Outcome 4: Our children and young people have good physical, emotional and mental health and wellbeing					
Increase the reported physical health score of our secondary school pupils (0–100)	78	71	73	69 — 2011	Physical activity score is graded from 0–100. The higher the score the better. Renfrewshire's present baseline is currently 5 points higher than the national comparison.
Increase the reported physical health score of our primary school pupils (0–100)	85	80	82	78 — 2011	Physical activity score is graded from 0–100. The higher the score the better. Renfrewshire's present baseline is currently 7 points higher than the national comparison.
Increase the reported physical health score of our pre-school children	Baseline and targets to be established in 2014				
Increase the percentage of primary schools which deliver two hours quality Physical Education per week	100%	98%	100%	96% — 2011/12	
Increase the percentage of secondary schools which deliver two hours quality Physical Education per week	100%	100%	100%	100% — 2011/12	
Reduce the percentage of secondary school pupils reporting poor pro-social behaviour	2%	8%	6%	10%	The national comparison figure is 2%.
Reduce the percentage of primary school pupils whose parents report poor pro-social behaviour	2%	3%	3%	4%	The national comparison figure is 2%.
Reduce the level of obesity in children in Primary 1	7.4% (Maintain)	7.4%	7.4% (Maintain)	7.6% — 20	
Increase the percentage of children in Primary 1 without decayed, extracted or filled teeth	62.1% (Maintain)	62.1%	62.1% (Maintain)	62.1% — 2011/12	
Reduce the rate of pregnancies for those under 16 years of age (rate per 1,000 population)	6.7 (25% reduction on 2008/10 baseline)	8.6	8.0	8.3 — 2007/9 8.9 — 2008/10	

Theme: Jobs and the Economy

Impact Measure	10 Year Target (2023)	Year 1 Target	Year 3 Target	Current Performance Baseline Data	Actions, Projects and Comments
Outcome 1: Renfrewshire will be one of the best locations in Scotland to invest, in terms of its people, businesses and local communities					
Reduction in the level of urban vacant and derelict land	15% (64 hectares)	1.5% (4 hectares)	4.5% (20 hectares)	2012 — 271 Hectares	

Impact Measure	10 Year Target (2023)	Year 1 Target	Year 3 Target	Current Performance Baseline Data	Actions, Projects and Comments
Outcome 2: Renfrewshire will have a growing local economy creating employment for a well trained, qualified and motivated workforce – where unemployment is reduced and employment opportunities are growing					
Increase in the value of development investment activity	60%	10%	20%	£127,030,440 – 2012/13	Figure is derived from Building Warrant submissions and provides a guide towards development activity.
Increase the rate of VAT/PAYE registered businesses in Renfrewshire	20%	2%	6%	4,445 – 2011	Scotland – 155,655
Increase in Gross Value Added (GVA) in the Renfrewshire economy	30%	3%	9%	GVA 2010 – £2484.1 million	New figures due to be released in August 2013. (UK Annual Business Survey).
Increase in visitor expenditure in Renfrewshire	20%	5%	10%	£155 million – calendar year 2011	
Increase in the number of Renfrewshire workers earning more than the minimum wage	Baseline to be establish in 2014 by Renfrewshire Chamber of Commerce Business Panel				
Reduction in the number of long term unemployed	60%	5%	15%	Currently 1520 people (1.4%)	JSA figures at March 2013
Reduction in the number of unemployed young people (18–24 year olds)	50%	9% (03/14)	8% (03/16)	Currently 1475 (9.6%)	JSA figures at March 2013
Reduction the number of 16–19 year olds who are unemployed seeking work	50%	10%	20%	201 at February 2013	Unemployed Seeking Work: this category includes those who are in contact with SDS and are known by them to be seeking employment or training. This does not refer to the definition of 'unemployed' used by the Department for Work and Pensions to calculate published unemployment rates.

Impact Measure	10 Year Target (2023)	Year 1 Target	Year 3 Target	Current Performance Baseline Data	Actions, Projects and Comments
Outcome 3: Renfrewshire will be the best connected local economy in Scotland, internationally, nationally and regionally					
Increase in Renfrewshire manufactured exports	Baseline to be establish in 2014 by Renfrewshire Chamber of Commerce Business Panel				
Outcome 4 : Renfrewshire will have attractive environments and successful town centres created through successful area regeneration that contributes positively to local economic growth					
Reduction in vacant retail space in Paisley Town Centre	50%	10%	20%	2012 — 24,571 sqm	
Increase in annual house completions (private and RSL)	50%	25%	70%	2012/13 — 332 homes	The limit of forward planning for housing is 7 years. This is why the year 3 target exceeds the 10 year target. Meeting targets beyond that horizon are dependent on future HNDA and Development Plan work
Increase Renfrewshire's resident population	5%	No change	2%	174,900 Census 2011	Although the population marginally increased (1.2%) between the census 2001–2011, it is anticipated to steadily decline, therefore no change is a reasonable year 1 target.

Theme: Community Care, Health and Wellbeing

Impact Measure	10 Year Target (2023)	Year 1 Milestone	Year 3 Milestone	Current Performance Baseline Data	Actions, Projects and Comments
Outcome 1: Our residents will have an increasing life expectancy regardless of the community they live in					
Reduce the gap between minimum and maximum (male) life expectancy in the communities of Renfrewshire by 3 years	13.4 years			16.4 years (male) 2010	Previous target was for Renfrewshire to increase and maintain the Scottish average for life expectancy in both males and females. To date this has not been achieved. This new target will be challenging and we need to be careful how it is measured as there may be outliers which distort the figures.
Increase in the number of people who assessed their health as good or very good	Maintain 80%	Maintain 80%	Maintain 80%	67.2% — 2008 80% — 2011	
Outcome 2: Our residents will be valued and respected irrespective of age, physical disability or other needs					
Suite of indicators within the Renfrewshire Local Housing Strategy Outcome 4 supports this outcome					
Outcome 3: Our residents will only use alcohol safely and appropriately					
Reduction in the rate of alcohol related hospital admissions per 100,000 population	8.0	8.9	8.24 — 2017	9.2 — 2011 8.9 — 2012	

Impact Measure	10 Year Target (2023)	Year 1 Milestone	Year 3 Milestone	Current Performance Baseline Data	Actions, Projects and Comments
Outcome 4: Our residents will have improved positive healthy behaviours: eat healthier; be physically active; only use drugs as prescribed; and avoid or stop smoking					
Increase the percentage of people participating in 30 minutes of moderate physical activity 5 or more times a week	50%	32%	35%	39.8% — 2008 30.1% — 2011	NHSGGC average 51% at 2011
Reduction in the percentage of adults who smoke	15%	23%	21.5%	35.2% — 2008 24% — 2011	Smoke Free Scotland target 5% by 2034
Reduction in the percentage of adults that are overweight or obese	50% (5% reduction)	55%	53%	49.9% — 2008 55% — 2011	
Reduce general, acute, inpatient & day case discharges with a diagnosis of drug misuse in any position 3 year rolling average rates per 100,000				85 — 2004/07 112 — 2006/09 127 — 2007/10	No current data available as yet. Suggested targets may centre on arresting the current upward trend and stabilising figures with a view to long term reductions.
Reduce the estimated prevalence of problem drug use amongst 15-64 year olds (percentage of total population age 15–64)				2.41% — 2003 1.84% — 2006 1.86% — 2009/10	No current measure — the last prevalent data published relates to 2009/10 as published by the Scottish Government. Suggested targets may centre on stabilising figures in the short term with a view to long term reduction.
Outcome 5: Our residents will enjoy good mental health					
Increase the average score on the short version of the Warwick- Edinburgh Mental Wellbeing Scale (SWEMWBS)				50.8 — 2008 55.1 — 2010	
Outcome 6: Our residents will get involved in activities and improve the health and wellbeing of their community					
Increase in the percentage of attendances at leisure facilities	5%	0.5%	1.5%	1,936,323 — 2012/13	

Impact Measure	10 Year Target (2023)	Year 1 Milestone	Year 3 Milestone	Current Performance Baseline Data	Actions, Projects and Comments
Outcome 7: Our residents will be supported to live independently as long as possible in their own homes and communities					
Increase the percentage of local carers who feel supported to continue their caring role	90%	86%	87%	85.6% — 2011/12	Figures based on Carers' Centre Survey 2011/12
Increase in the number of older people supported through re-ablement services, care at home services and intermediate care	10%	8.7%	9%	8.7% — 2011/12	Figure relates to care at home, rehab and enablement clients at year end.
Reduction in number of bed days lost due to delays in discharges			4,051 by 2015	16,207 — 2009/10 14,319 — 2010/11 19,792 — 2011/12	The target stated is the result of extensive discussions between Social Work and Health — further targets are not currently available but will be reported as they are set through the Reshaping Care for Older People project.
Increase the percentage of older people living independently in the community with control over their care and support	100%	10%	100% by year 3	0.4% — 2011/12 0.8% — 2012/13	

Theme: Safer and Stronger Renfrewshire

Impact Measure	10 Year Target (2023)	Year 1 Target	Year 3 Target	Current Performance Baseline Data	Actions, Projects and Comments
Outcome 1: Renfrewshire is known as a place where people living, working or visiting feel safe and secure					
Increase in the percentage of adults agreeing that Renfrewshire is a safe place to live	66%	43%	45%	41% — 2012	
Reduction in the percentage of one year reconviction frequency rate	35%	47%	45%	49.7% — 2009/10 Cohort (2012 reporting year)	The reconviction rate is for Renfrewshire and East Renfrewshire combined.
Reduce the perception of local drug dealing/drug use in neighbourhoods	8%	13%	11%	13% — 2009/10	
Increase in the percentage of adults satisfied with their neighbourhood as a place to live	92%	83%	86%	82% — 2012	
Increase in the number of residents stating they feel 'very safe' or 'fairly safe' when at home alone at night and when walking alone in the local neighbourhood after dark	75%	67%	69%	65% — 2009/10	
Outcome 2: Our communities live their lives safe from violence and antisocial behaviour and have a responsible approach to accessing and using alcohol					
Reduction in the number of reported incidents of antisocial behaviour	21,710	29,461	26,360	31,012 — 2011/12	
Reduction in the number of crimes of violence	333	404	375	416 — 2011/12	
Reduction in the number of reported incidents of domestic abuse (expressed per 100,000 population)	1,218	1,432	1,432	1,432 — 2011/12	Reported incidents per 100,000 population.
	2,069	Maintain 2,431	Maintain 2,431	2,431 — 2011/12	Total number of reported incidents.
Reduction in the number of complaints regarding vandalism and youth disorder	6,120	6,664	6,528	6,800 — 2011/12	

Impact Measure	10 Year Target (2023)	Year 1 Target	Year 3 Target	Current Performance Baseline Data	Actions, Projects and Comments
Outcome 3: All members of our community, in particular our most vulnerable children, young people and adults, live in a safe, inclusive and nurturing environment where they are respected and free from abuse and neglect					
Reduction in the proportion of adults referred to Social Work with three or more incidents of harm in each year	50% reduction (6.5%)	13%	12%	13%	
Reduction in the number of children looked after away from home	167	307	275	323 — 2010/11	
Reduction in the proportion of children subject to 2 or more periods of child protection registration in a 2 year period	5%	6.1%	6%	6.2%	
Reduction in the number of teenagers who report being involved in 4 or more delinquent activities in the past 12 months	18%	23%	22%	25% — 2011	Recommended impact measure from Children and Young People Board.
Reduction in the number of teenagers who report having committed 4 or more criminal acts in the past 12 months	2%	5%	4%	6% — 2011	Recommended impact measure from Children and Young People Board.
Reduce the number of children experiencing domestic abuse	1,139	1,665	1,630	1,753 — 2011/12	Recommended impact measure from Children and Young People Board.
Increase the perception of secondary school pupils who report their communities are safe places to live (1–4 lower the better)	1.2	1.6	1.4	1.8 — 2011	Recommended impact measure from Children and Young People Board.
Reduction of secondary school pupils reporting that they are living in communities with many problems	30%	45%	35%	48% — 2011	Recommended impact measure from Children and Young People Board.
Outcome 4: Renfrewshire citizens are positive, support equality and value diversity to achieve fairness for all within our communities					
Reduction in the number of reported hate crimes	193	214	214	214 — 2011/12	

Theme: Greener Renfrewshire

Impact measure	Year 10 target (2023)	Year 1 Milestone	Year 3 Milestone	Current performance baseline data	Actions, projects and comments
Work stream: carbon reduction					
Reduce CO_2 per capita	42% (2020)			This is a national target based on 1990 baseline. The actual performance is produced by the Scottish Government every three years.	
Reduce the amount of CO_2 emitted from public space lighting	60%	3%	10%	7,460 tonnes	
Reduce the amount of CO_2 emitted from public buildings	15%	Included within existing CMP (25% reduction from 2007/08 baseline = 8412 tonnes CO_2)	5%	25,336 tonnes (existing target in CMP for end of 2014)	The 2023 target will take us beyond the existing Carbon Management Plan target for 2014. However a new CMP will require to be produced with an action plan to achieve the targets.
Reduce the amount of CO_2 emitted by public vehicle fleet	30%	3%	10%	804.5 tonnes – 2011/12	
5% of the vehicle fleet will utilise alternative fuels such as electricity	5%	2%	2.5%	0.8% – 2011/12	.
Number of air quality management areas within Renfrewshire	0	1	1	1	
Reduction in car journeys to school	10%			22%	

Impact measure	Year 10 target (2023)	Year 1 Milestone	Year 3 Milestone	Current performance baseline data	Actions, projects and comments
Work stream: housing stock improvements					
Increase in the percentage of properties that meet the National Home Energy Ratings targets			Public Sector — no properties remaining in lower NHER banding	Private Sector: NHER 0-5: 12,000 (20%) NHER 5-10: 47,000 (80%) Public Sector: NHER 0-5: 1,000 (7%) NHER 5-10: 19,000 (93%)	Most recent estimate of NHER is taken from a sample of 260 houses across Renfrewshire within the 2009/2011 Scottish House Condition Survey (SHCS).
Increase in the percentage of social housing that meets the Home Energy Efficiency Standard by 2020	Full compliance achieved by 2020	EESSH will be announced in 2013	EESSH will be announced in 2013	Actual compliance at 31/03/13 will be available in 2013 — target is 70.08%	
Achievement of Scottish Housing Quality Standard by 2015	SHQS concludes in 2015	31/03/14 is 61.55%	31/03/15 is 87.97%	Actual compliance at 31/03/13 will be available by 1 June — target is 30.02%	
Reduction in the percentage of households experiencing fuel poverty	25%	2.5%	7.5%	2009/11 — 13,000 homes, 16%	The 25% reduction is based on the 2009/11 (13,000 homes, 16%) Renfrewshire figure. However, we are seeking clarification from the Scottish Government regarding the baseline.
Increase in annual house completions (private and RSL)	70%	25%	50%	2009/11 — 332 homes	The limit of forward planning for housing is seven years. . Meeting targets beyond that horizon are dependent on future HNDA and Development Plan work.

Impact measure	Year 10 target (2023)	Year 1 Milestone	Year 3 Milestone	Current performance baseline data	Actions, projects and comments
Work stream: waste reduction					
No waste generated within Renfrewshire will be sent directly to landfill without prior treatment, and less than 5% of all waste collected will be land filled	Less than 5% land filled	36%	36%	To landfill 56.1% — 2011/12	
Increase in the percentage of waste collected that will be recycled	60% by 2020 and 75% by 2025	51%	52%	40.9% — 2011/12	
Work stream: sustainable use of land					
Reduction in the number of urban vacant and derelict land sites	Reduce by 25 sites	Reduce by 3 sites	Reduce by 8 sites	177 sites	
Increase the quality, quantity and diversity of the Renfrewshire Green Network	15%	4%	10%	100 (score based on quality indicators which fall between 80 and 120)	The Green Network's quality, quantity and diversity is measured with the use of Natural Capital Asset index which is a number of indicators used to quantify changes in the quality of green networks.

Renfrewshire Forum for Empowering Communities

Impact Measure	10 Year Target (2023)	Year 1 Milestone	Year 3 Milestone	Current Performance Baseline Data	Actions, Projects and Comments
Outcome 1: Our communities will be confident, fully engaged with and regularly consulted by public services					
Increase the percentage of people agreeing that they can influence decisions affecting their local area	Baseline to be developed and established in 2013/14				
Increase the level of satisfaction with local public services	Baseline to be developed and established in 2013/14				
Increase the percentage of people using the internet to engage with the Community Planning Partnership	5%			Baseline to be developed and established in 2013/14	
Increase the percentage of people using the internet for personal use	5%			Baseline to be developed and established in 2013/14	
Increase the membership of Engage Renfrewshire with viable community anchor organisations	5%			Baseline to be developed and established in 2013/14	
Outcome 2: Have the capacity and resources to lead projects and be involved in service delivery					
Increase social enterprise and community business growth	Baseline to be developed and established in 2013/14				

Impact Measure	10 Year Target (2023)	Year 1 Milestone	Year 3 Milestone	Current Performance Baseline Data	Actions, Projects and Comments
Outcome 3: Have the capacity, enthusiasm and 'right to try' the management of local assets					
Increase the number of registered interests regarding local control of community assets which are to be used and managed for sustainable local initiatives	5% annually	5% annually	5% annually	To be established in 2013/14	
Increase the number of registers of interest regards local control of public spaces and under-used sites which are to be used and managed for sustainable local initiatives	5% annually	5% annually	5% annually	To be established in 2013/14	
Outcome 4: Value and promote equality and diversity and the role of charitable and voluntary work					
Increase the number of people registering to become a volunteer	10% annually	10% annually	10% annually	614 — 2012/13	
Increase the number of registered volunteers who have been placed	10% annually	10% annually	10% annually	484 — 2012/13