

## Notice of Meeting and Agenda

### Police and Fire & Rescue Scrutiny Sub-Committee

Date	Time	Venue
Tuesday, 07 June 2022	15:00	Council Chambers (Renfrewshire), Council Headquarters, Renfrewshire House, Cotton Street, Paisley, PA1 1AN

MARK CONAGHAN  
Head of Corporate Governance

### Membership

Councillor John Hood: Councillor Mags MacLaren: Councillor Iain McMillan:

Councillor Marie McGurk (Convener): Councillor Robert Innes (Depute Convener):

### Hybrid Meeting

Please note that this meeting is scheduled to be held in the Council Chambers. However, it is a hybrid meeting and arrangements have been made for members to join the meeting remotely should they wish.

### Members of the Press and Public

Members of the press and public wishing to attend the meeting should report to the customer service centre where they will be met and directed to the meeting.

### Webcasting of Meeting

This meeting will be filmed for live or subsequent broadcast via the Council's internet site – at the start of the meeting the Convener will confirm if all or part of the meeting is being filmed. To find the webcast please navigate to

<https://renfrewshire.public-i.tv/core/portal/home>

## Items of business

### Apologies

Apologies from members.

### Declarations of Interest

Members are asked to declare an interest in any item(s) on the agenda and to provide a brief explanation of the nature of the interest.

- 1 Police Scotland Quarterly Performance Report 3 - 12**  
Report by Police Scotland.
- 2 Police Scotland Spotlight - Mental Health Practitioners with Command and Control (C3)**  
Presentation by Police Scotland.
- 3 HM Inspectorate of Constabulary In Scotland (HMICS) Scrutiny Plan 2022-25 13 - 16**  
Report by Director of Communities and Housing Services.
- 4 Scottish Fire and Rescue Service - Quarterly Performance Report 17 - 26**  
Report by Scottish Fire and Rescue Service.
- 5 Scottish Fire and Rescue Service Spotlight on 'The draft Strategic Plan for 2022/2025 - Consultation'**  
Presentation by Scottish Fire and Rescue Service.
- 6 Local Issues**  
Verbal Report by Police Scotland and Scottish Fire and Rescue Service.

# Renfrewshire

## Performance Summary Report

### Reporting Period: 01/04/21 - 31/03/22

**Total Crime**



**-11%**



**14,386 Crimes**

Incidents  
Recorded

**-9.4%**



49,338

Common Assault

**-1.2%**



1,687

Overall Dishonesty

**-6.7%**



2,961

Domestic Abuse

**-7.1%**



2,011

Overall Violent  
Crime

**-3.5%**



1,865

Sexual Crime

**+19.2%**



448

Road Deaths and  
Serious Injuries

**+25%\***



45 \*on PYTD

Disorder Complaints

**-26.1%\***



8,147 \*on PYTD

Missing People

**+63.1%\***



649\*on PYTD

Counter Terrorism



The National Terrorism Threat level is Substantial. This means that an attack is likely.

Housebreaking

**-34.3%**



239

# Renfrewshire

## Performance Summary Report

Reporting Period:  
1 Apr 2021 to 30 Nov 2021



SECTION	PAGE NUMBER
Introduction	2
Executive Summary	3
Demand Analysis	4
Online and Cybercrime	5
Acquisitive Crime	5
Counter Terrorism & Domestic Extremism	5
Antisocial Behaviour, Violence & Disorder	6
Serious Organised Crime	7
Protecting People at Risk of Harm	7
Road Safety & Road Crime	8
Public Confidence - Complaints & Allegations	9

### Introduction

I am pleased to present this report to the Police Fire and Rescue Committee for its information and consideration.





Please note that all data included in this report is management information and not official statistics.

All data is sourced from Police Scotland internal systems and are correct as of date of publication.

Unless stated otherwise numerical comparisons are against the previous five year average for the same data period specified.

## RENFREWSHIRE POLICING PRIORITIES 2018-2022

- 1 Drug dealing and drug misuse
- 2 Violence and antisocial behaviour
- 3 Dishonesty
- 4 Road Safety

PRIORITY AREA	EXECUTIVE SUMMARY
<b>Drug supply and misuse</b> 	<p>Drug dealing and misuse continues to be a priority area for our attention in Renfrewshire as communities tell us they are concerned about the harm caused. Continued focus and proactivity on the issue has contributed to an increase of 14% in the number of detected drug supply offences, compared to the previous five year average. In the reporting period, 143 crimes have been reported to the Crown. We continue to gather intelligence for further enforcement action in Renfrewshire, however we manage this from a Divisional perspective as criminals do not recognise Local Authority boundaries.</p>
<b>Violence &amp; ASB</b> 	<p>Overall, recorded violent crime has fallen by 3.5% on the five year average, although a rise of 8.2% has been recorded on the previous year. It should be noted that violence in the previous year declined on previous years, almost certainly due to COVID-19 restrictions which limited opportunities for interpersonal violence to occur. Over the longer term, however, crimes of serious violence are down by 3.5%, while common assaults (including on police officers and other emergency workers) have fallen by 1.3%. Meanwhile, public complaints of disorder have fallen by 26.1% on the previous year—highly likely due to the easing of COVID-19 restrictions and the associated drop in public reporting of breaches of these.</p>
<b>Dishonesty</b> 	<p>Housebreaking crime continues to follow a declining trend— having fallen by 34.3% against the previous five year average to a total of 239 crimes. This decrease is evident in all categories of HB crime (dwelling house, sheds/outbuildings, and commercial/other premises). Motor vehicle crimes are also trending down, with a decrease of 9.9% on the five year average. Fraud is one of the few crimes of dishonesty for which an increase has been recorded—with reported crimes rising 52% above the five year average to a total of 441 crimes. Some of the most common fraud methodologies used by offenders is internet order fraud, fraudulent use of victims' bank accounts and cards, and cyber enabled 'voice-phishing' attacks.</p>
<b>Road Safety</b> 	<p>Road injuries and deaths have increased by 25% on the previous year, to a total of 45 (three road deaths and 42 serious injuries). This is almost certainly linked to an increasing volume of traffic on Renfrewshire's road network following the easing of COVID-19 restrictions, however, serious road injuries and deaths remain below figures recorded in pre-pandemic years (-4.3%).</p>

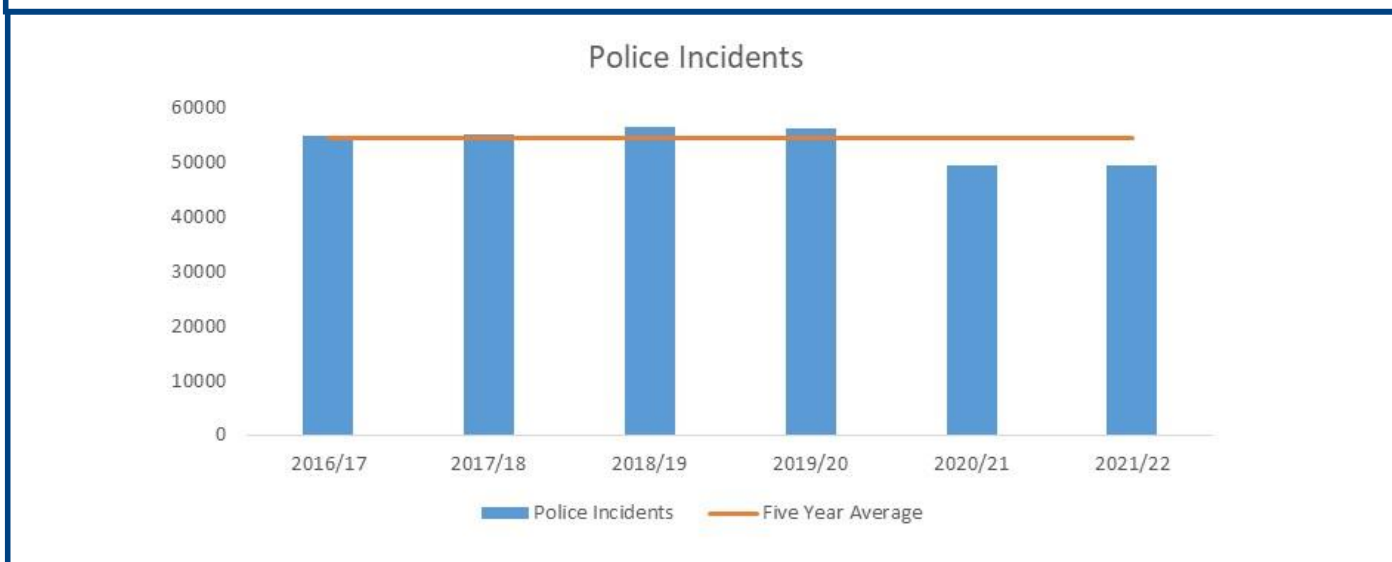
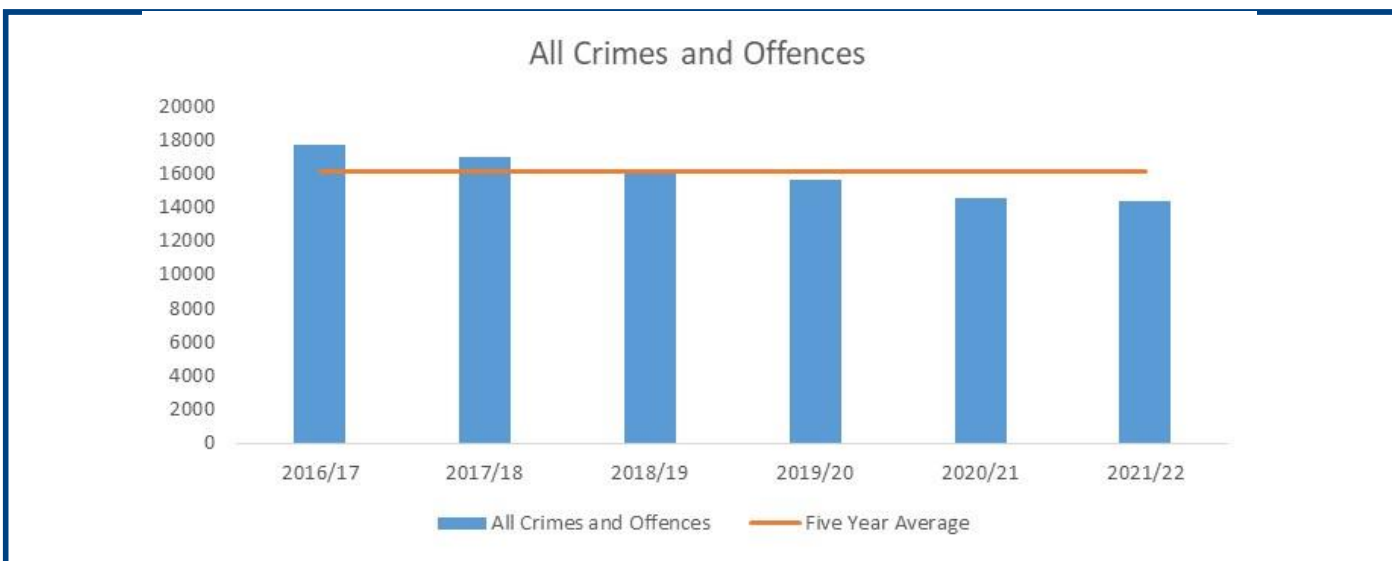
## POLICE SCOTLAND'S POLICING PRIORITIES 2021-2022

- Protecting vulnerable people
- Working with communities
- Tackling crime in the digital age
- Support for operational policing

## DEMAND ANALYSIS - \*

PYTD - PREVIOUS YEAR TO DATE CYTD - CURRENT YEAR TO DATE

CRIME	PYTD *	CYTD *	INCIDENTS	PYTD	CYTD
Total Crimes & Offences	10,380	9,225	Total number of incidents	49,554	49,338



The volume of recorded crime and offences has fallen by 9.4% on the five year average and by 0.4% on the previous year. The only crime category which increased in recorded volume against the previous five year average was sexual crime, which rose by 19.2%. However, it should be noted that a high volume of reported sexual crimes continues to be non-recent in nature.

Meanwhile crimes of serious violence, dishonesty, malicious mischief, proactive crimes, and offences (including road traffic offences) all fell by margins of between 3.3% and 14.5%, as compared to five year averages.

## ONLINE & CYBERCRIME - DATA OVERVIEW

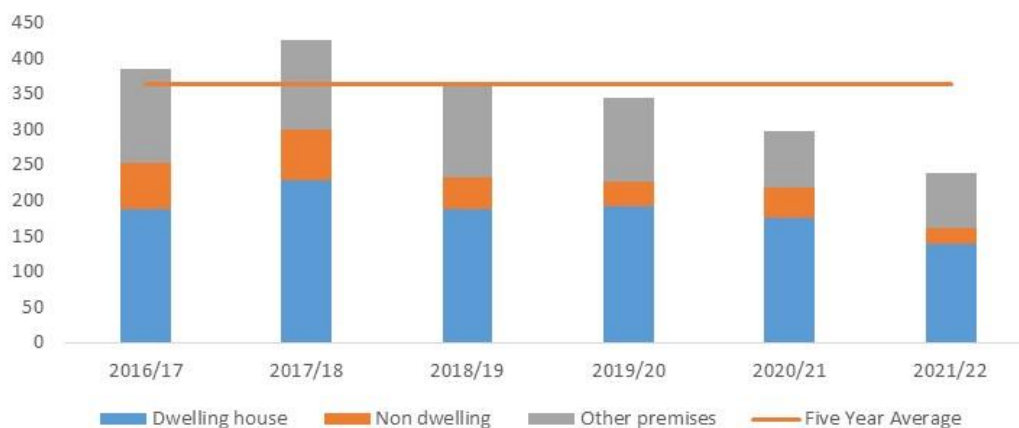
### CONTEXT:



Analysis identified a minimum of 713 cybercrimes in the reporting period in Renfrewshire. 42% of these involved threatening or abusive communications offences, while a further 36% related to online fraud and other financially motivated crimes.

## ACQUISITIVE CRIME — DATA OVERVIEW

Housebreaking Crimes



669 shoplifting crimes have been recorded – a 23.4% decrease on the five year average. Meanwhile, the detection rate fell by 23 percentage points on the previous five year average to 51.4% in the current reporting year. It is highly likely that the legal requirement for the wearing of face coverings in public spaces created additional challenges in identifying shoplifters.



Housebreaking crimes (including attempts) fell by 34.3% on the five year average, to a total of 239 crimes. The detection rate is 24.7%, 1.7 percentage points above the five year average rate.



Motor vehicle crimes fell by 9.9% on the five year average, to a total of 403 crimes. Theft from insecure motor vehicles currently accounts for the highest proportion of all sub-categories of motor vehicle crime. The MV crime detection rate is 26.8%, an increase of 1.8 percentage points on the five year average rate.



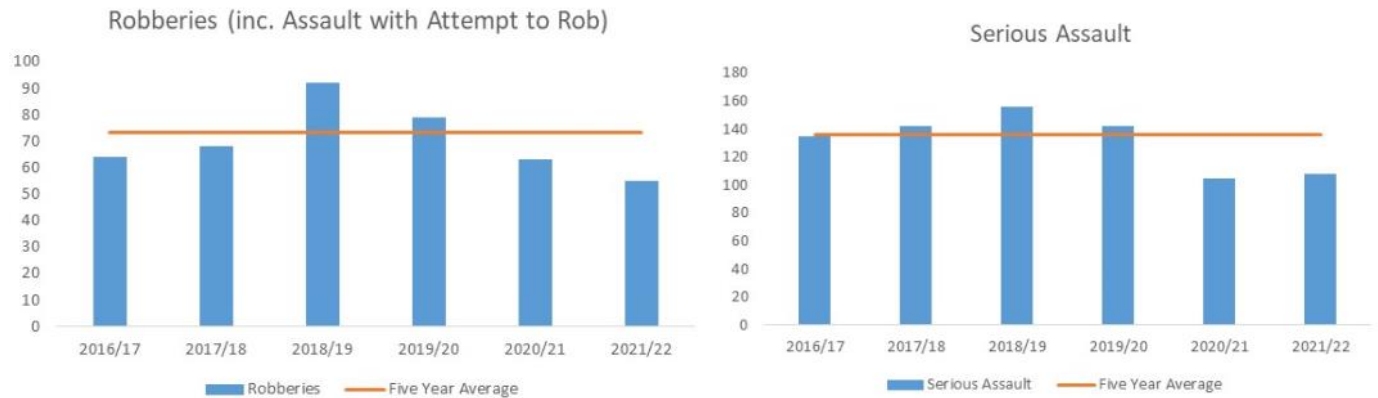
26 doorstep/bogus crimes have been recorded in the reporting period, with victims often being elderly. Seven of these crimes have been detected at the current time. Crimes typically involved suspects failing to undertake work on gardens and dwelling houses after accepting payment for same; some suspects also posed as legitimate workers to gain access to dwelling houses to steal from within.

## COUNTER TERRORISM & DOMESTIC EXTREMISM

The current threat to the UK from terrorism is SUBSTANTIAL—meaning that an attack is likely.

# ANTISOCIAL BEHAVIOUR, VIOLENCE & DISORDER - DATA OVERVIEW

1 APRIL 2020 TO 30 NOVEMBER - OBJECTIVE: Reduce the number of victims of violent crime



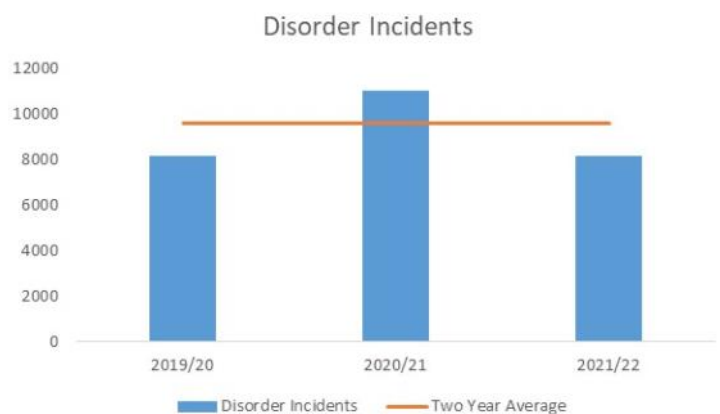
267 Group 1 crimes of violence have been recorded, a decrease of 3.3% compared to the previous five year average. Two murders and 13 attempted murders have been recorded, compared to a five year average of 3.4 and 13, respectively. Meanwhile, serious assaults have fallen by 20.6% to a total of 108 crimes, compared to a five year average of 136. Robberies have fallen from a five year average of approximately 73 crimes, to 55 (-24.9%). The overall detection rate for Group 1 crimes of violence is 65.5%, compared to the five year average rate of 73.8%.

There were 1,687 recorded common assaults in the reporting period, of which 238 targeted police officers and other emergency workers. The total number of common assaults fell by 1.2% on the previous five year average (20 fewer victims). The detection rate for minor violence in 2021/22 was 67.6%, compared to a five year average of 71.6%.

86 wilful fireraising crimes have been recorded, a substantial decrease on the preceding five year average (n=106.4). The current detection rate is 17.4%, compared to the five year average rate of 22.9%. Wheelie bins and motor vehicles were the most common objects/property involved in wilful fireraising crimes, featuring in 38% and 32% of reported crimes, respectively.

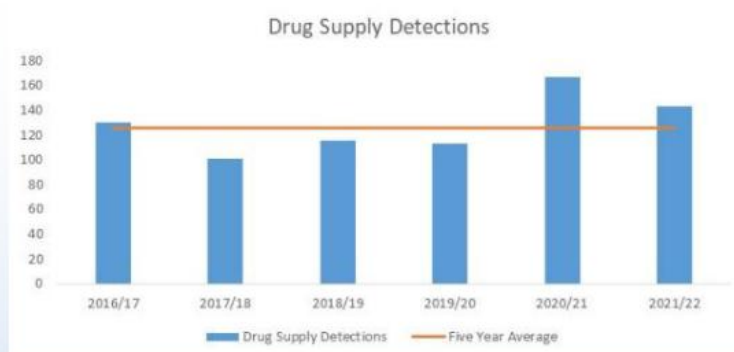
## Antisocial Behaviour

Public complaints regarding disorder fell by 26.1% against the previous year, to a total of 8,147 incidents. This is almost certain to be due to the easing of COVID-19 restrictions and the associated decline in public reports of actual or perceived breaches of rules designed to slow the spread of the virus.



## SERIOUS ORGANISED CRIME - DATA OVERVIEW

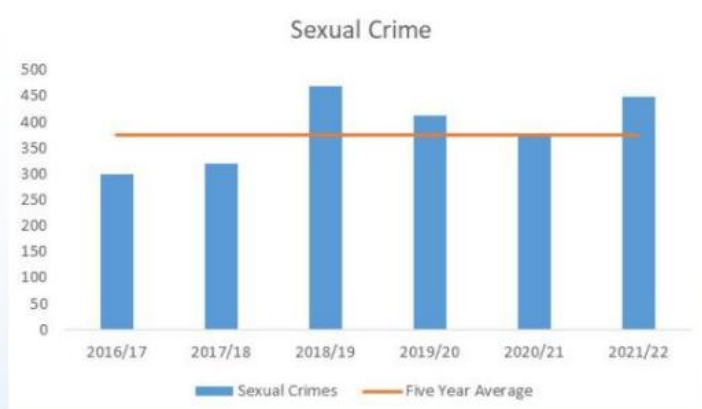
In the reporting period, there were 143 detections for drug supply, production and cultivation offences—an increase of 14% on the previous five year average. Meanwhile, the detection rate for all recorded drug supply offences was 92.3%, an increase of 0.6 percentage points on the five year average.



Commodity seizures included etizolam, heroin, cocaine and cannabis. Proactive work is carried out on a daily basis by teams based within Renfrewshire, supported by Divisional teams, which specifically target the Serious and Organised Crime groups, one of which predominantly impacts on Renfrewshire. Enforcement activity is intelligence led to ensure the right people are being targeted in the right places. We continue to gather intelligence for further enforcement action in Renfrewshire and it remains a priority for officers to carry out intelligence led patrols ensuring that individuals involved in the possession and supply of controlled drugs are proactively engaged, subsequently leading to obtaining and executing search warrants.

## PROTECTING PEOPLE AT RISK FROM HARM - DATA OVERVIEW

Reported sexual crimes increased by 19.2% on the previous five year average, to a total of 448 crimes. The detection rate for sexual crime is 56.7%, a drop of 2.2 percentage points on the five year average. 45% of these crimes involved non-recent reporting—with a large proportion of non-recent reports involving child victims. 13% of recorded sexual crimes were cyber-enabled in nature.



### MISSING PEOPLE

There were 649 recorded missing persons incidents, an increase of 63.1% on the previous year. Over 11% of the total number of incidents relating to the top five most frequent missing persons within Renfrewshire, all of whom were young people aged under 19 years. Overall, around 81% of all missing persons in Renfrewshire belonged in this age category. Young Persons' Units continue to feature predominantly amongst the most common locations for missing persons incidents (37%).

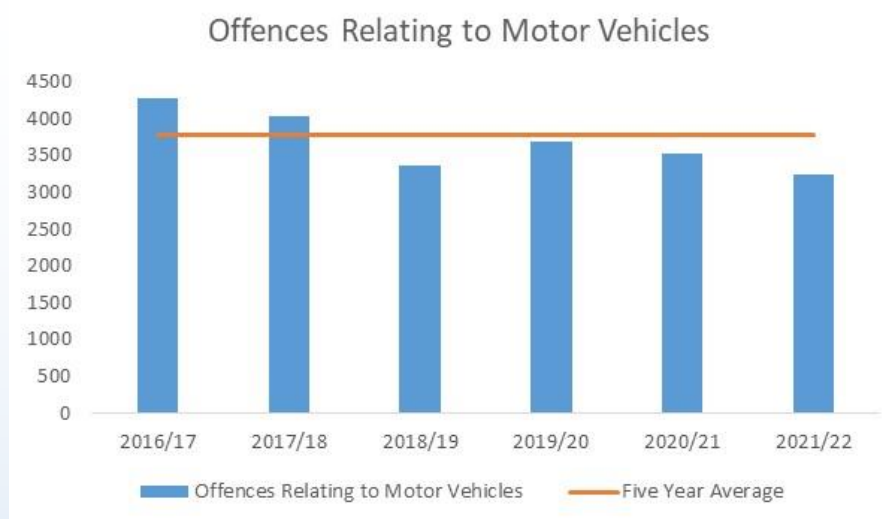
Nearly 70% of all missing people were traced within 24 hours. Less than five percent of incidents involved people being missing for over one week.

## ROAD SAFETY & ROAD CRIME - DATA OVERVIEW

**PRIORITY: REDUCE THE NUMBER OF PERSONS KILLED OR INJURED ON OUR ROADS**

Road Traffic Casualties		2020/21	2021/22
	Number of persons killed on our roads	4	4
	Number of persons seriously injured	34	42
	Number of persons slightly injured	87	96
	Number of children seriously injured	4	3

Road Traffic Data from 01/04/2021 to 31/03/2022



Four road fatalities occurred in the reporting period—no change on the previous year. Meanwhile, serious road injuries increased by 23.5% with slight road injuries also rising by 10.3%. No children have been killed on Renfrewshire's roads, though there have been three serious road injuries involving children (one fewer than the previous year).

Overall, offences relating to vehicles fell by 14.5% on the previous five year average, to a total of 3,233. This included a drop in recorded dangerous driving offences, drink and drug driving, speeding, and disqualified driving offences. Meanwhile, the detection rate for offences relating to motor vehicles fell from a five year average of 90.9% to 86.7%.

# PUBLIC CONFIDENCE: COMPLAINTS & USER SATISFACTION

## COMPLAINTS ABOUT THE POLICE

From 01/04/2021– 31/03/2022

Allegation Category and Type	PYTD	YTD	% change from PYTD
<b>On Duty - TOTAL</b>	<b>307</b>	<b>259</b>	<b>-15.6%</b>
Assault	22	14	-36.4%
Corrupt Practice	0	8	x
Discriminatory Behaviour	2	5	150.0%
Excessive Force	23	25	8.7%
Incivility	67	59	-11.9%
Irregularity in Procedure	154	127	-17.5%
Neglect of Duty	7	2	-71.4%
Oppressive Conduct/Harassment	10	8	-20.0%
Other - Criminal	4	1	-75.0%
Other - Non Criminal	13	6	-53.8%
Traffic Irregularity/Offence	2	2	0.0%
Unlawful/Unnecessary Arrest or Detention	3	2	-33.3%
<b>Quality Of Service - TOTAL</b>	<b>112</b>	<b>70</b>	<b>-37.5%</b>
Policy/Procedure	22	9	-59.1%
Service Delivery	25	23	-8.0%
Service Outcome	65	38	-41.5%
<b>Grand Total</b>	<b>419</b>	<b>329</b>	<b>-21.5%</b>

A total of 329 complaints have been made in the reporting period, equating to 35.7 complaints per 10,000 police incidents. A total of 259 on-duty allegations were made in the reporting period (compared to a three year average of 248.7). A total of 70 allegations were made in relation to quality of service in the reporting period, below the previous three year average of 74.3.






---

**To: Police and Fire and Rescue Scrutiny Sub Committee**

**On: 7 June 2022**

---

**Report by: Director of Communities and Housing Services**

---

**Heading: HM Inspectorate of Constabulary In Scotland (HMICS) Scrutiny Plan 2022-25**

---

## **1. Summary**

- 1.1 At its meeting on 18 January 2022 Renfrewshire Council Police and Fire & Rescue Scrutiny Sub Committee agreed a response to a consultation on the development of an HMICS Scrutiny Plan for 2022 - 2025.
  - 1.2 This report updates members of the Sub Committee on the publication of the Scrutiny Plan 2022-25 on 12 April 2022 by HM Chief Inspector of Constabulary setting out a planned inspection programme for 2022–2025.
  - 1.3 The Scrutiny Plan is attached as Appendix 1 to this report for the information of members.
- 

## **2. Recommendations**

- 2.1 It is recommended that the Police and Fire & Rescue Scrutiny Sub Committee notes the publication and content of the HMICS Scrutiny Plan 2022-2025
- 

## **3. Background**

- 3.1 Her Majesty's Inspectorate of Constabulary in Scotland, (HMICS) has a statutory role to report on the state, effectiveness and efficiency of both Police Scotland and the Scottish Police Authority. HMICS first issued a consultation on their forward workplan 2014 – 2017 in November 2013. Since then, each HMICS Annual Scrutiny Plan has included an appropriate focus on issues that are relevant and have been highlighted by the Council. The 3-year plan for 2022 – 2025 will supersede the previous one and regular reviews will follow.

- 3.2 Previously, HMICS has highlighted some of the areas they wished to focus on, however this year, as was the case in recent years, they did not provide a draft report but offered the opportunity for consultees to raise issues or concerns that they would like included in the forthcoming inspection programme.
- 3.3 From a Renfrewshire perspective, local relationships with Police Scotland and with the Scottish Police Authority are excellent and it is anticipated that the areas highlighted in the recently published Scrutiny Plan will further strengthen Police Scotland's working and effectiveness across Scotland.
- 3.4 Within the Scrutiny Plan, it outlines the HMICS purpose, values, framework and approach as part of the Scrutiny Plan.
- 3.5 Within the plan there are 4 types of review:
  - Strategic Reviews
  - Collaborative Reviews
  - Thematic Reviews
  - Audit and Assurance Reviews
- 3.6 Some reviews have several parts / phases divided across the three year programme:

## **2022**

- Domestic Abuse Phase 1 & 2 – review of policing response to Domestic Abuse including support of victims, but also a look at conduct of Police linking to concerns about misogyny.
- Organisational Culture – a review, linked to recent publicity about whether Police Scotland has a healthy organisational culture and ethical framework, along with whether the appropriate values and behaviours are consistently lived across the organisation.
- Mental Health Demand – demand for policing has shifted and a look at the response to mental health related incidents.
- Contact Assessment Model (CAM) – a review on the working practices including an assessment of the efficiency and effectiveness of CAM.
- Strategic Workforce Plan – a review aiming to assess the state, efficiency and effectiveness of the strategic workforce planning process within Police Scotland.
- Community Justice Joint Inspection – as discussed with partners, assess the quality of strategic planning, operational delivery and impact of diversion from prosecution in Scotland.
- Joint Inspections of Custody – working with HealthCare Improvement Scotland, an opportunity to map out healthcare provision to custody centres including governance arrangements, models of delivery and level of service provided.
- Joint Inspection of ASP and Services for CARH – joint inspections with HealthCare Improvement Scotland
- The Scottish Police Authority – to assist the SPA with continuous improvement following recent changes in organisation and following on from audit in 2019.

- Frontline Focus – Role of a frontline Officer – looking at challenges for frontline officers including enhancing engagement.
- Frontline Focus – Tools of the Trade - looking at challenges for frontline officers including enhancing engagement.

### **2023**

- Probationer Training
- Cyber and Online Fraud
- SPA Forensic Services
- Missing Persons
- Conduct
- Strategy and performance
- Joint Inspections of Custody
- Joint Inspection of ASP and Services for CARH
- Domestic Abuse – Phase 3
- Frontline Focus – training
- Frontline Focus – wellbeing

### **2024**

- OSD – Air Support, Firearms and Road Policing
- People and Development Processes
- Public Contact and Engagement
- Drugs Harm Reduction
- Crime Audit
- Joint Inspections of Custody
- Joint Inspection of ASP and Services for CARH

- 3.7 Renfrewshire Council welcomes these reviews and in particular the reviews including a focus on Domestic Abuse, vulnerability and drug harm reduction.
- 

## **Implications of the Report**

1. **Financial** - None
2. **HR & Organisational Development** – None.
3. **Community/Council Planning** –
  - *Our Renfrewshire is safe* - By focusing on key areas of policing, Renfrewshire should be a safer place to live, work and visit.
4. **Legal** - None
5. **Property/Assets** - None
6. **Information Technology** - None

## 7. **Equality & Human Rights**

- (a) The Recommendations contained within this report have been assessed in relation to their impact on equalities and human rights. No negative impacts on equality groups or potential for infringement of individuals' human rights have been identified arising from the recommendations contained in the report. If required following implementation, the actual impact of the recommendations and the mitigating actions will be reviewed and monitored, and the results of the assessment will be published on the Council's website.

8. **Health & Safety** – None.

9. **Procurement** - None

10. **Risk** - None

11. **Privacy Impact** - None.

12. **COSLA Policy Position** – Not Applicable

13. **Climate Risk** – Not Applicable

---

## **List of Background Papers**

- a) Consultation on HM Inspectorate of Constabulary In Scotland (HMICS) Scrutiny Plan 2022-25 – Police and Fire & Rescue Scrutiny Sub Committee, 18 January 2022.

The foregoing background papers will be retained within Communities and Housing Service for inspection by the public for the prescribed period of four years from the date of the meeting. The contact officer within the service is the Communities and Regulatory Manager.

---

**Author:** Oliver Reid, Head of Communities and Public Protection.

**Email:** [oliver.reid@renfrewshire.gov.uk](mailto:oliver.reid@renfrewshire.gov.uk)



## Renfrewshire Performance Report 1st January 2022 - 31st March 2022



**SCOTTISH**  
**FIRE AND RESCUE SERVICE**  
Working together for a safer Scotland

**Working together  
for a safer Scotland**

# Renfrewshire Performance Report

---

## Table of Contents

Local Fire and Rescue Service Plan Priorities	3
Renfrewshire Activity Summary	4
Domestic Safety - Accidental Dwelling Fires	5
Domestic Safety - Accidental Dwelling Fire Casualties	6
Unintentional Injury and Harm	7
Deliberate Fire Setting	8
Non-Domestic Fire Safety	9
Unwanted Fire Alarm Signals	10

# Local Fire and Rescue Service Plan Priorities

The Local Fire and Rescue Service Plan has been developed to set out the priorities and objectives within Renfrewshire and allows our local authority partners to scrutinise the performance outcomes of these priorities. We will continue to work closely with our partners in Renfrewshire to ensure we are all **“Working Together for a Safer Scotland”** through targeting risks to our communities at a local level.

The plan has been developed to complement key partnership activity embedded across Renfrewshire Community Plan and associated Delivery and Thematic plans. Through partnership working we will seek to deliver continuous improvement in our performance and effective service delivery in our area of operations.

The Local Fire and Rescue Plan for Renfrewshire identified six areas for demand reduction and is subject to regular monitoring and reporting through the Police / Fire and Rescue Committee. A summary of the priorities and current activity is detailed below with further detail and analysis contained within this performance report.

	Accidental Dwelling Fires	Accidental Dwelling Fire Casualties	Unintentional Injury and Harm	Deliberate Fire Setting	Non-Domestic Fire Safety	Unwanted Fire Alarm Signals
Bishopton, Bridge of Weir and Langbank	1	0	2	9	0	21
Erskine and Inchinnan	0	0	2	11	1	21
Houston, Crosslee and Linwood	4	0	4	17	0	15
Johnstone North, Kilbarchan, Howwood, Lochwinnoch	4	1	2	8	1	11
Johnstone South and Elderslie	3	1	1	10	1	23
Paisley East and Central	4	0	1	5	2	34
Paisley Northeast and Ralston	3	0	1	6	3	7
Paisley Northwest	4	0	2	19	1	55
Paisley Southeast	2	0	2	8	0	18
Paisley Southwest	0	0	0	13	0	6
Renfrew North and Braehead	3	1	0	15	3	23
Renfrew South and Gallowhill	3	0	0	8	0	27
<b>Total Incidents</b>	<b>31</b>	<b>3</b>	<b>17</b>	<b>129</b>	<b>12</b>	<b>261</b>
<b>Year on Year Change</b>	-9%	50%	0%	3%	-25%	40%
<b>3 Year Average Change</b>	-20%	-42%	-5%	9%	-5%	9%

## About the statistics within this report

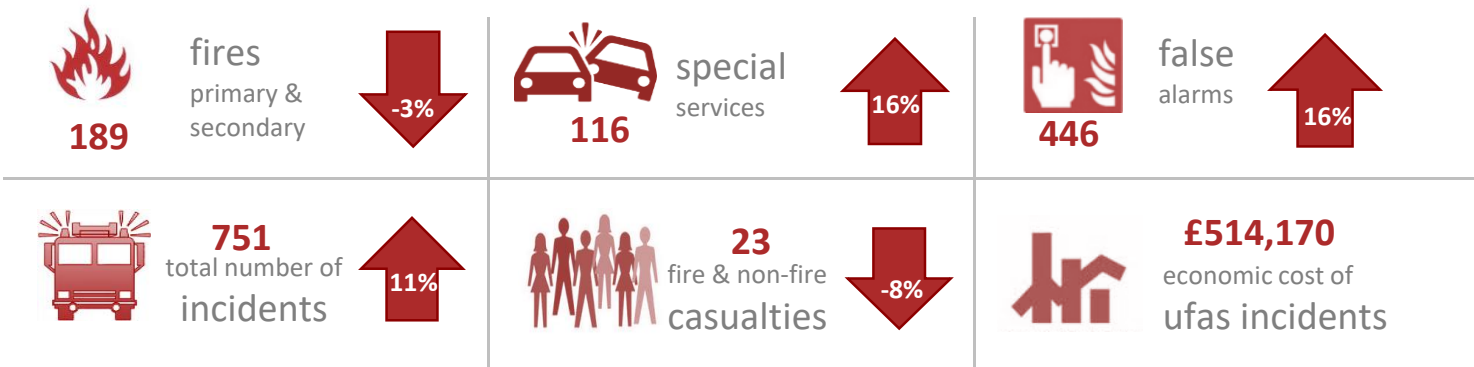
The activity totals and other statistics quoted within this report are published in the interests of transparency and openness. They are provisional in nature and subject to change as a result of ongoing quality assurance and review. Because all statistics quoted are provisional there may be a difference in the period totals quoted in our reports after local publication which result from revisions or additions to the data in our systems. The Scottish Government publishes official statistics each year which allow for comparisons to be made over longer periods of time.

Activity levels have reduced by more than 5%

Activity levels have reduced by up to 5%

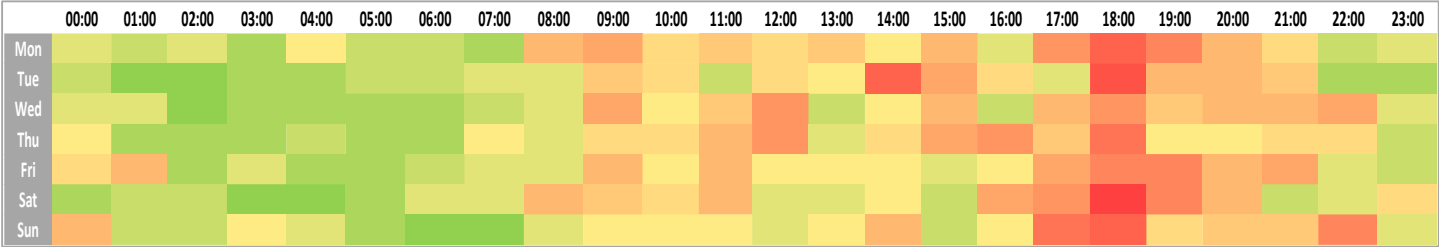
Activity levels have increased overall

# Renfrewshire Activity Summary

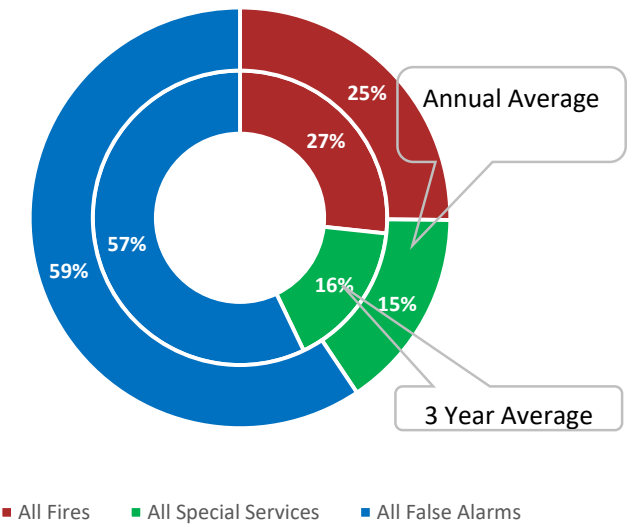


\*data above is year on year change

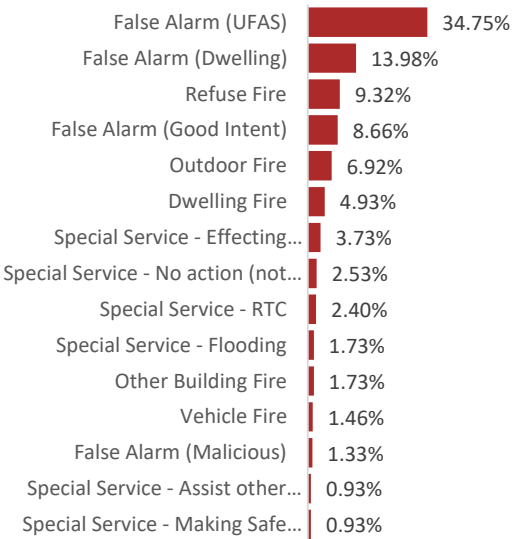
Activity by Time of Day



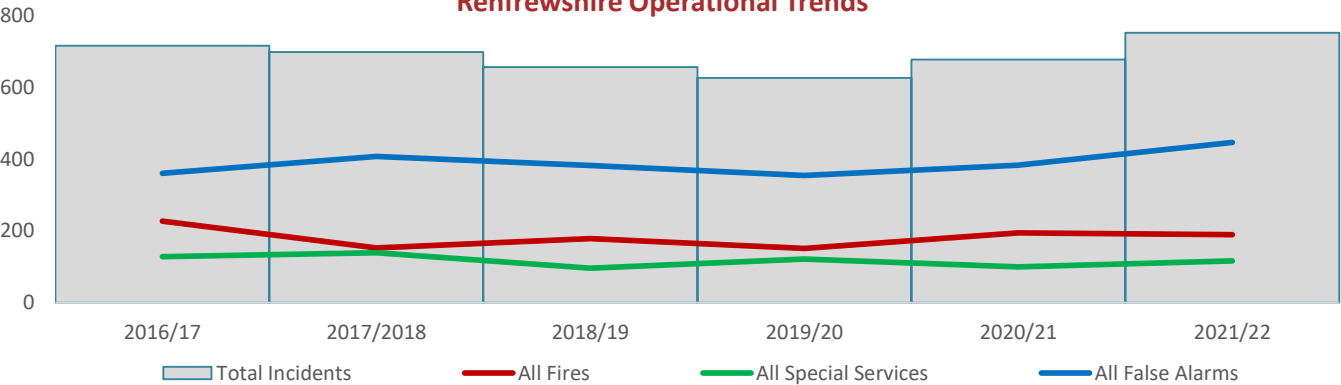
Incidents by Classification



Top 15 Incidents Types by %



Renfrewshire Operational Trends



# Domestic Safety - Accidental Dwelling Fires



## Performance Summary

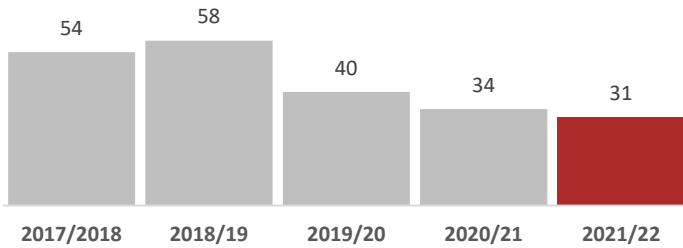
Year on  
Year

-9%

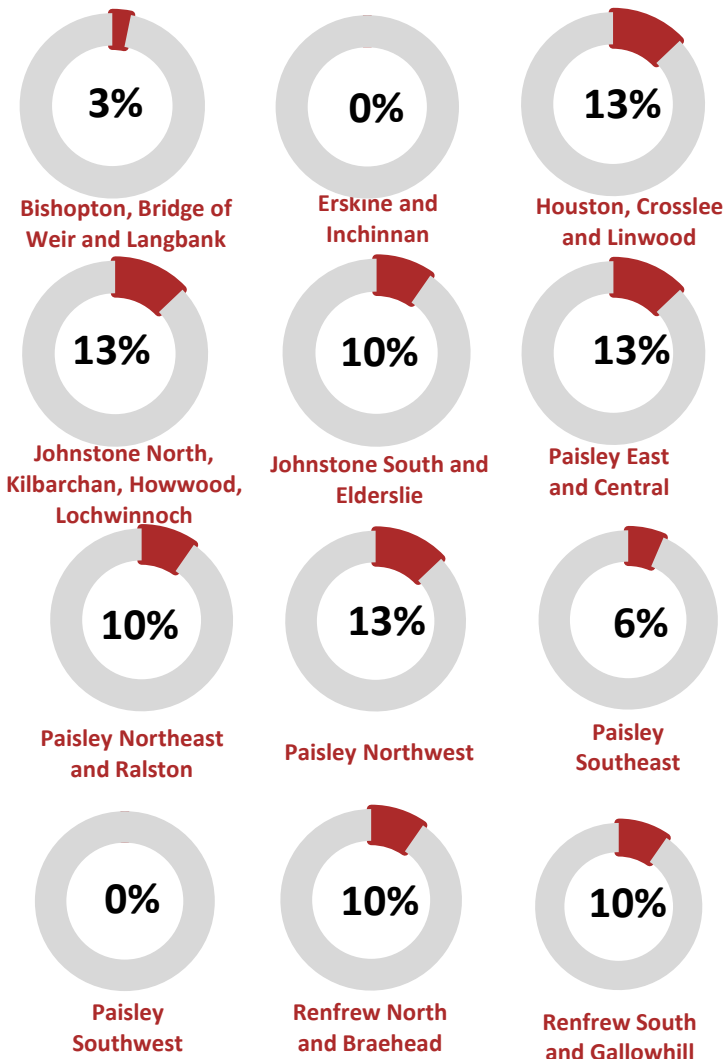
3 Year  
Average

-20%

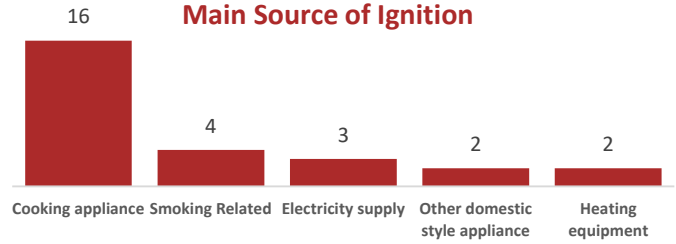
## Accidental Dwelling Fires



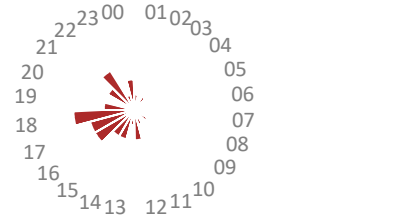
## Accidental Dwelling Fires Activity by Ward (% share)



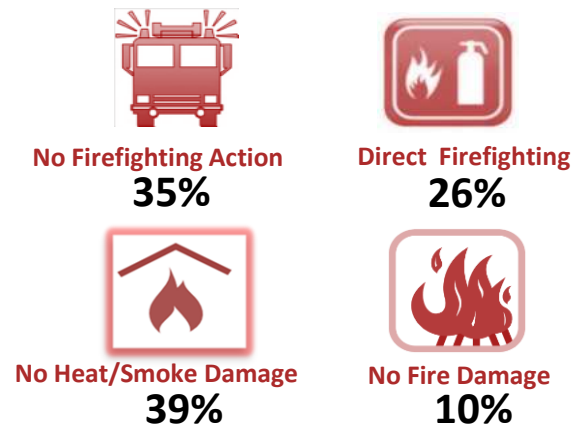
## Main Source of Ignition



## Accidental Dwelling Fires by Time of Day



## Severity of Accidental Dwelling Fires



## Human Factors



## Automatic Detection & Actuation



Accidental Dwelling Fires show a decrease of 9% (3 incidents) from Q4 2020/21.

Cooking remains the most common source of ignition within Renfrewshire accounting for 16 of the accidental dwelling fires. 35% (11) of the incidents required no firefighting action, 26% (8) were due to distraction and 10% (3) were due to alcohol/drug impairment. 28 of the 31 incidents had detection installed and 86% (27) of them operated and raised the alarm.

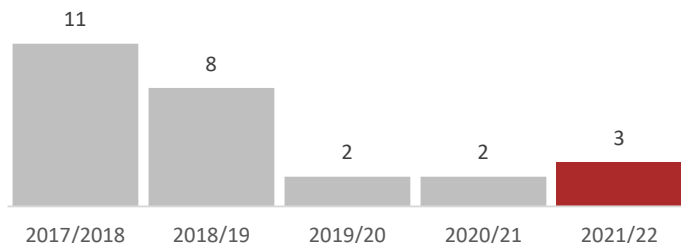
# Domestic Safety - Accidental Dwelling Fire Casualties



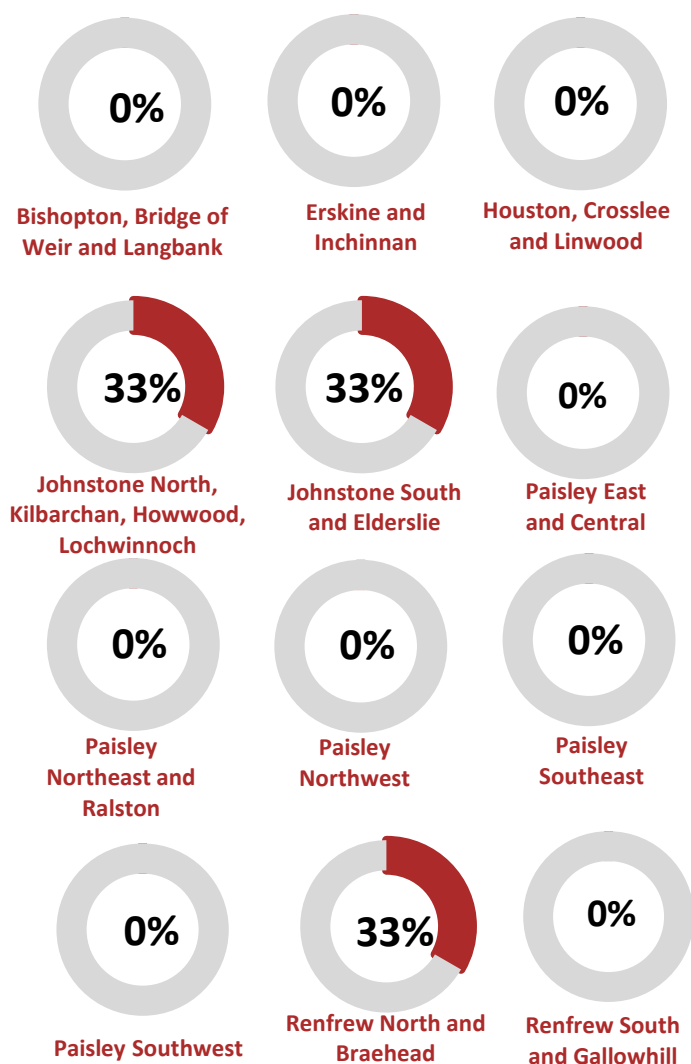
## Performance Summary

Year on Year  
50%  
3 Year Average  
-42%

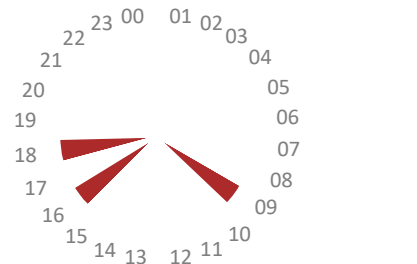
## Accidental Dwelling Fires Casualties



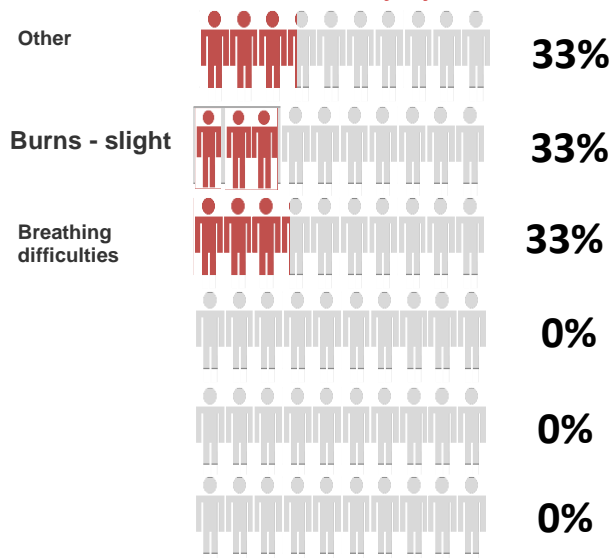
## Accidental Dwelling Fire Casualties by Ward (% share)



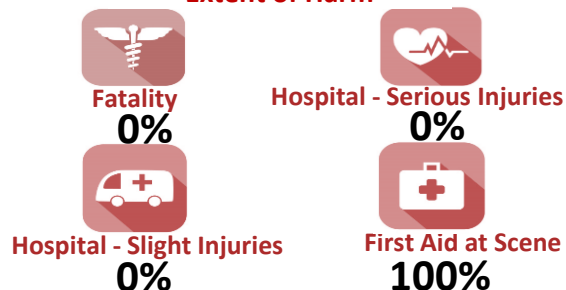
## Fire Casualties by Time of Day



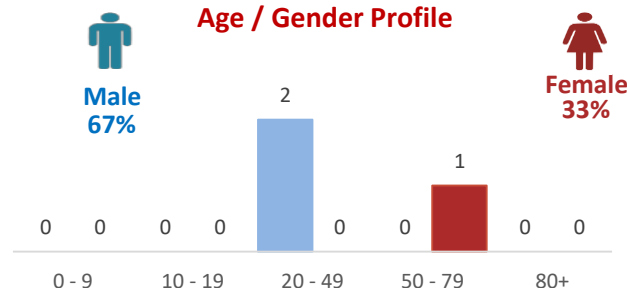
## Nature of Injury



## Extent of Harm



## Age / Gender Profile



An increase of 50% from 2 to 3 dwelling fire casualties for this reporting period. The injuries sustained by the casualties were slight in nature requiring First Aid at the scene.

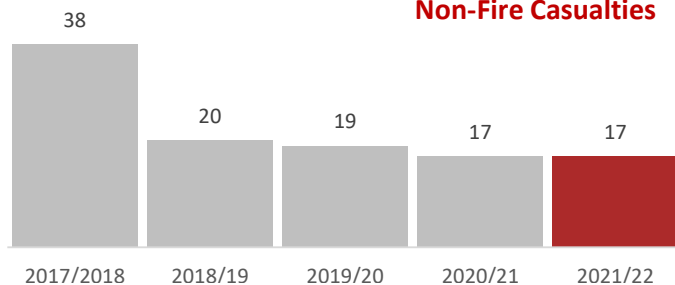
# Unintentional Injury and Harm



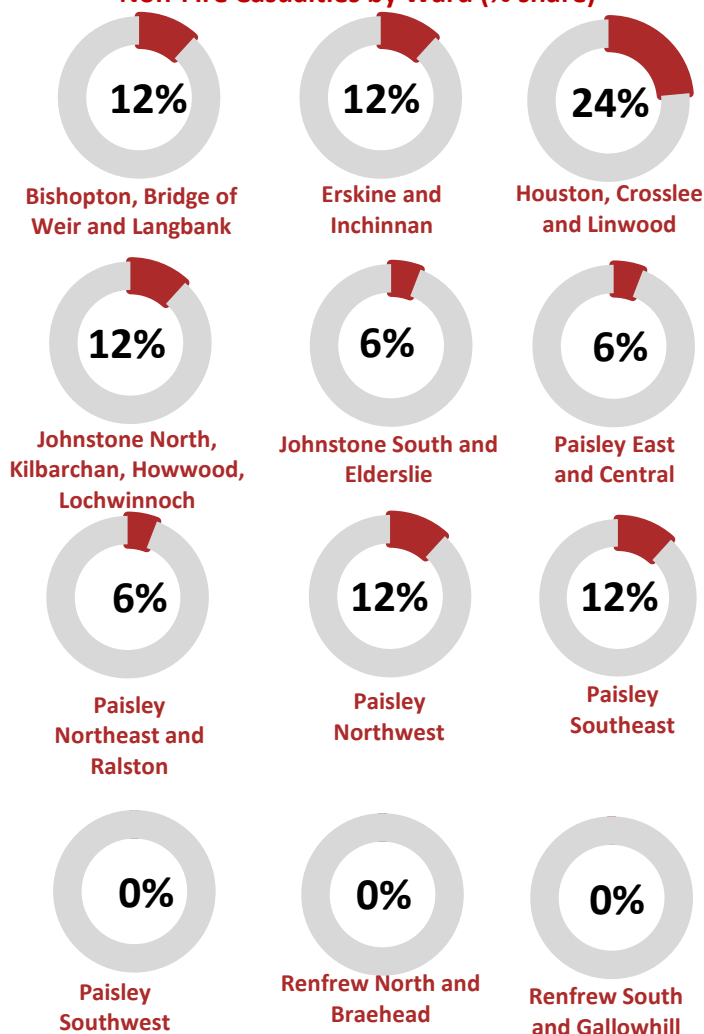
## Performance Summary

Year on Year  
0%  
3 Year Average  
-5%

## Non-Fire Casualties

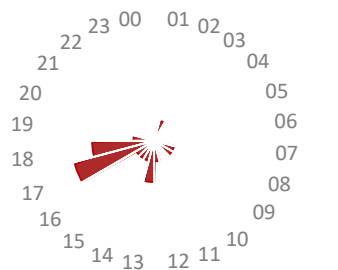


## Non-Fire Casualties by Ward (% share)

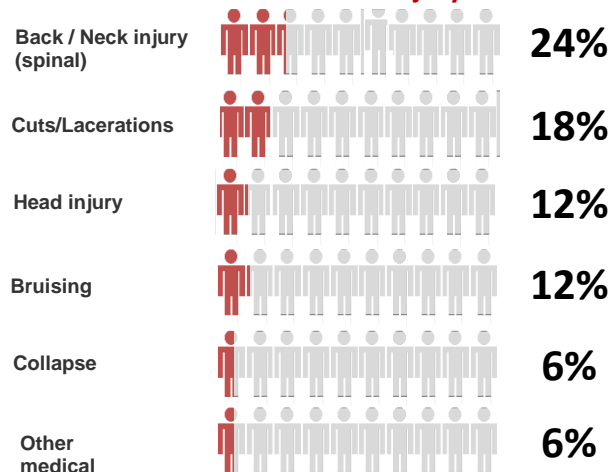


Non-fire casualties remain static from this period last year with a total of 17 casualties. Of the 17 casualties 9 were as a result of Road Traffic Collisions (53%). Incidents involving Assisting Other Agencies accounted for 41% (7 incidents) of all the activity within this indicator. Tragically, 2 fatalities were recorded this period. The first incident was effecting entry for multi-agency partners. The second was a recovery operation from the Black Cart Water.

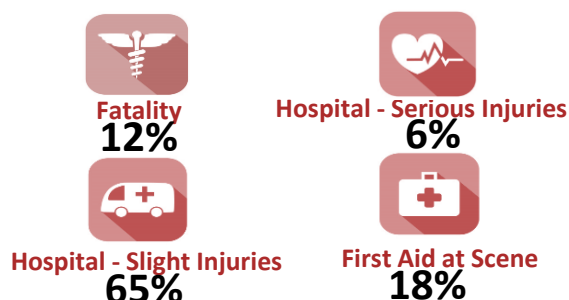
## Non-Fire Casualties by Time of Day



## Nature of Injury



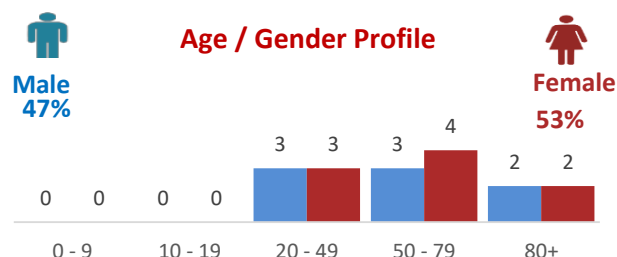
## Extent of Harm



## Non-Fire Emergency Activity



## Age / Gender Profile



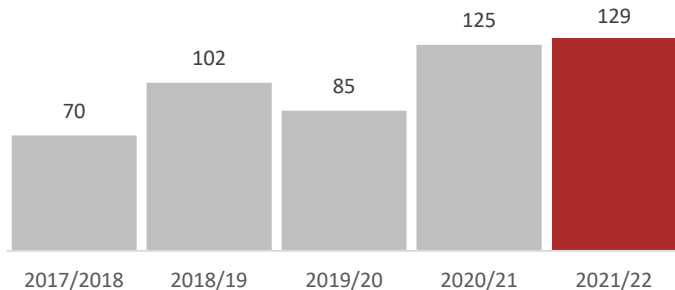
# Deliberate Fire Setting



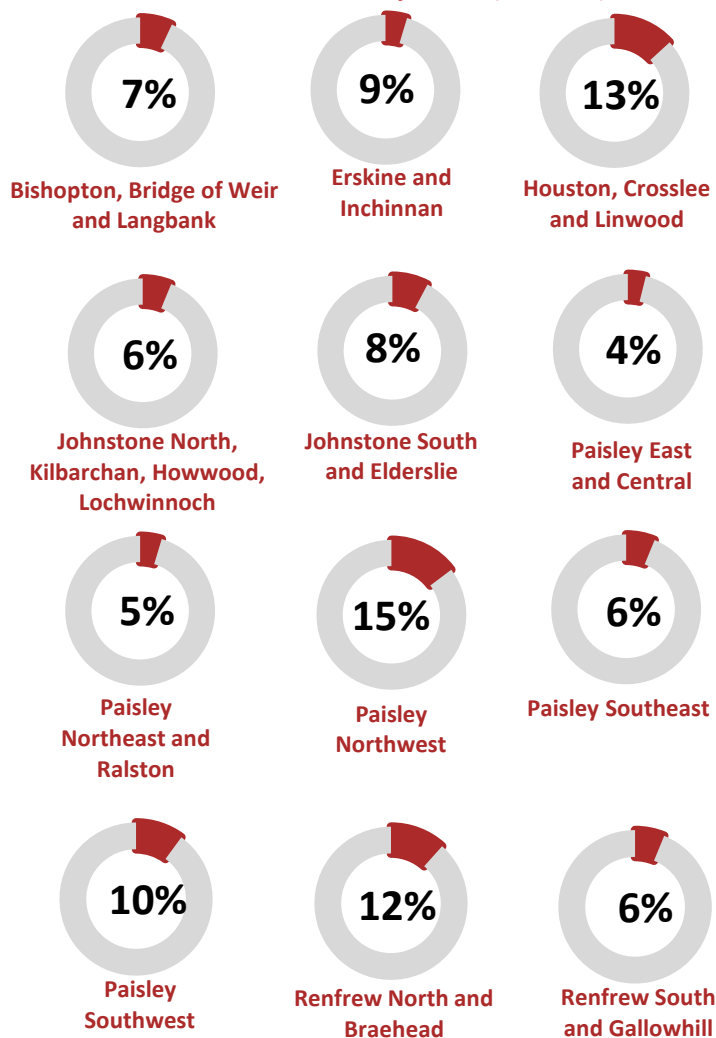
## Performance Summary



## Deliberate Fires

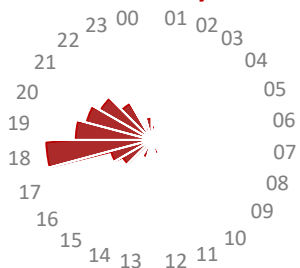


## Deliberate Fires by Ward (% share)

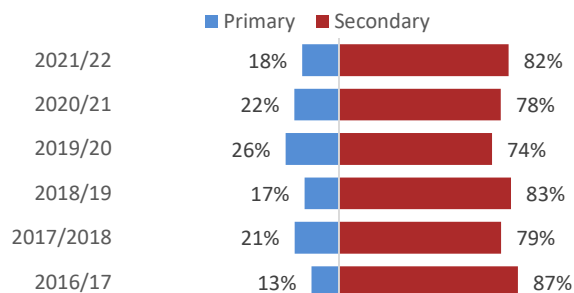


Deliberate fire setting shows a increase of 3% (4) incidents from Q4 last year. Secondary fires accounted for 82% (106) of the incidents within this indicator. Refuse fires was the main area of activity within this metric.

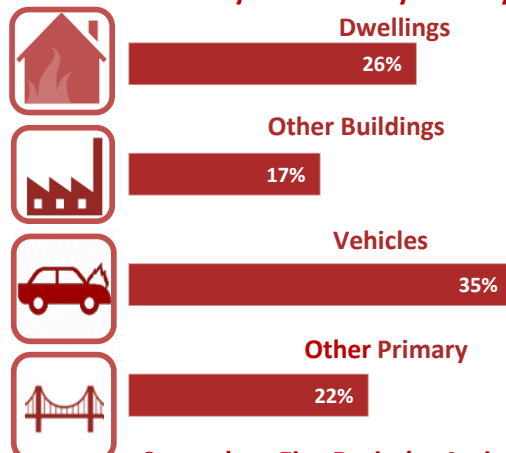
## Deliberate Fires by Time of Day



## Deliberate Fires by Classification



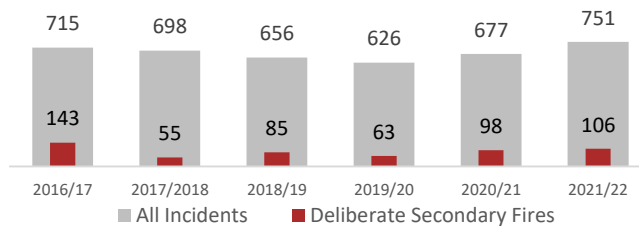
## Primary Fire Ratio by Activity Type



## Secondary Fire Ratio by Activity Type




## Deliberate Fires Compared to Operational Activity



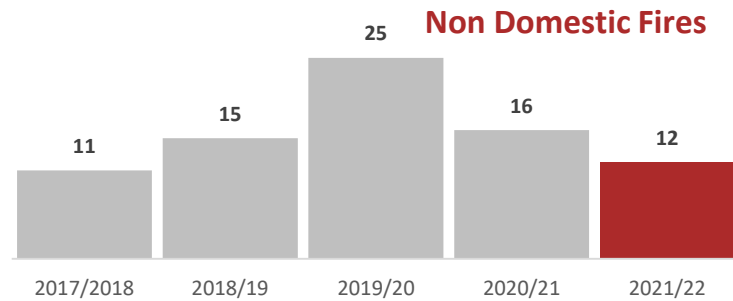
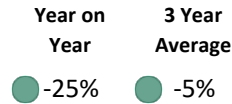
### Definitions

**Primary Fires** - all fires in buildings, vehicles and outdoor structures or any fire involving casualties, rescues or fires attended by five or more appliances  
**Secondary Fires** - fire incidents that did not occur at a primary location, was not a chimney fire in an occupied building, did not involve casualties (otherwise categorised as a primary incident) and was attended by four or fewer appliances.

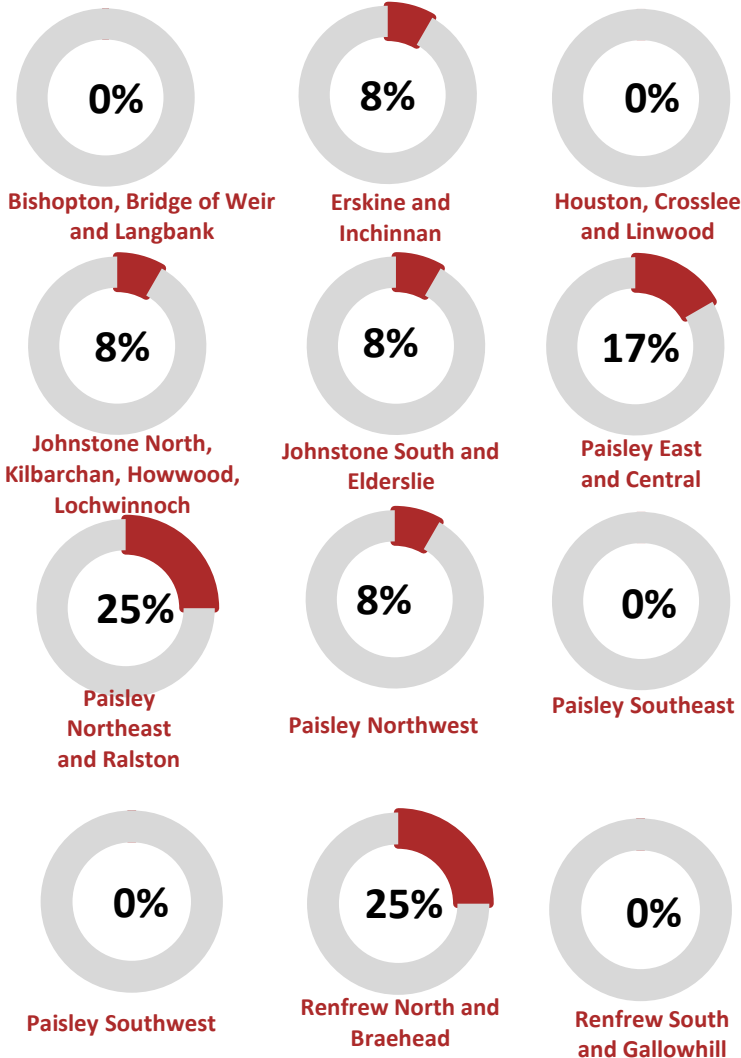
# Non Domestic Fire Safety



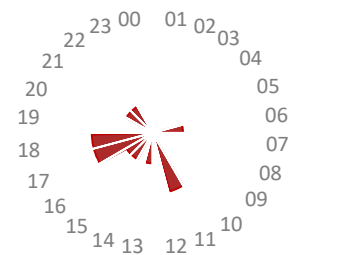
## Performance Summary



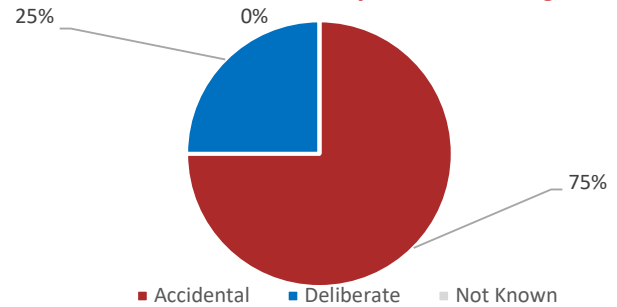
## Non-Domestic Fires by Ward (% share)



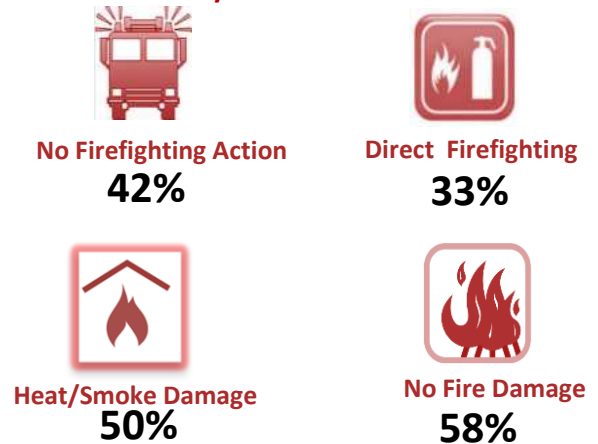
## Non-Domestic Fires by Time of Day



## Non-Domestic Fires by Nature of Origin



## Severity of Non-Domestic Fires



## Non-Domestic Fires by Premises Type



A decrease of 25% (4 incidents) for the year on year measure. 5 incidents required no firefighting action and 7 incidents resulted in No Fire Damage.

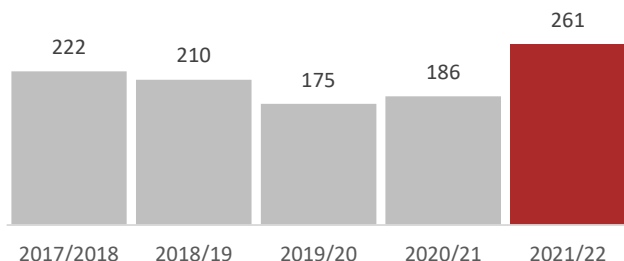
# Unwanted Fire Alarm Signals



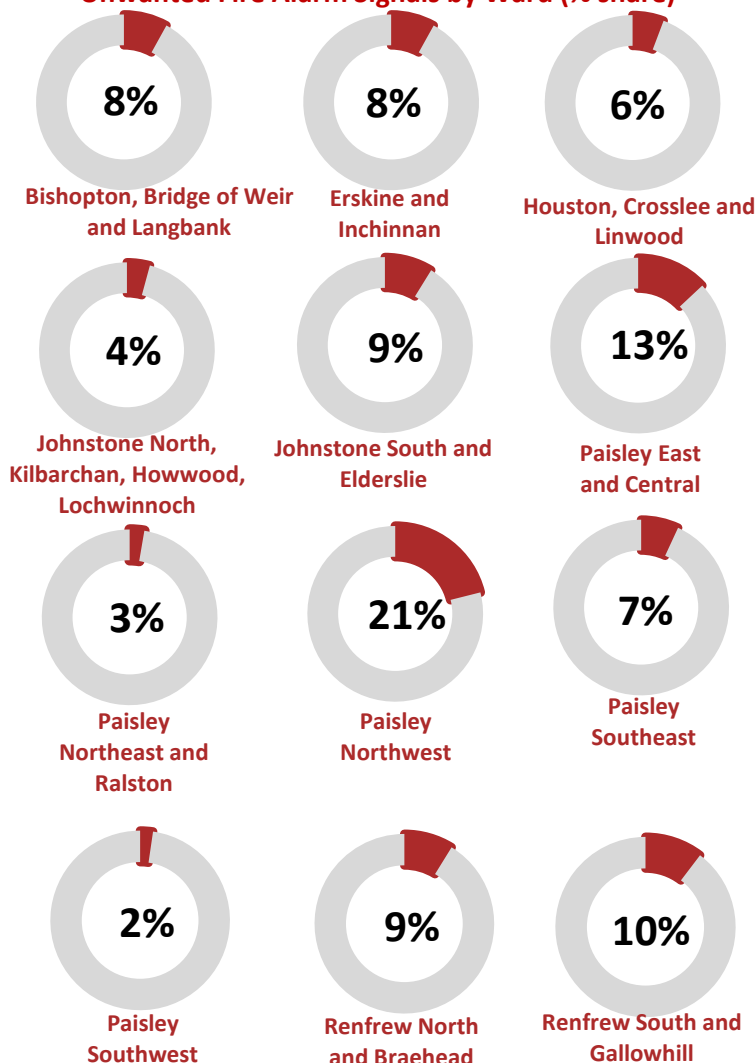
## Performance Summary

Year on Year **40%** 3 Year Average **9%**

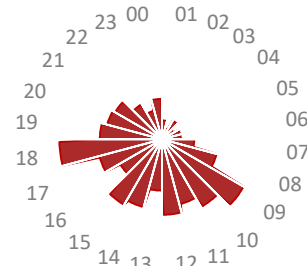
## Unwanted Fire Alarm Signals



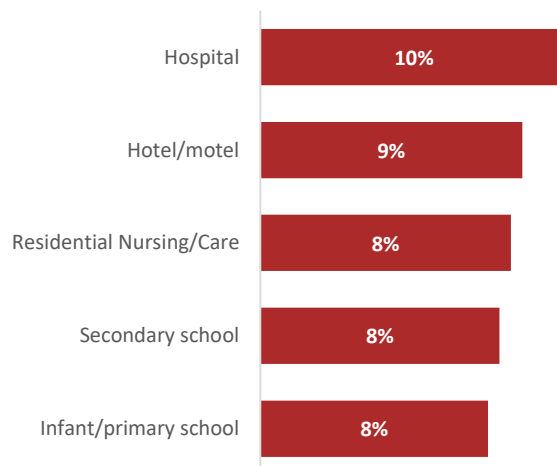
## Unwanted Fire Alarm Signals by Ward (% share)



## Unwanted Fire Alarm Signals by Time of Day



## Unwanted Fire Alarm Signals - Top 5 Premises



## Unwanted Fire Alarm Signals Activity Ratios



### UFAS Percentage Against all Incidents

**35%**



### UFAS Percentage Against all False Alarms

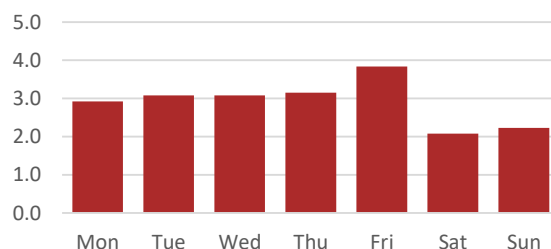
**59%**



### Human Influence and Alarm Activations

**55%**

## Average Unwanted Fire Alarm Signals per Day



Unwanted Fire Alarm Signals (UFAS) show a 40% (75 incidents) increase year on year. 10% (26 incidents) were recorded in Hospital premises. Hotels accounted for 9% (24 incidents). 55% (144 incidents) were found to be as a result of human interactions i.e. not isolating the system before testing, cooking, smoking etc.