

To: **Jobs and the Economy Thematic Board**

On: **5th September 2016**

Report by:
Bob Grant Chief Executive Renfrewshire Chamber of Commerce

Post – EU Referendum Survey

1. Summary

- 1.1) On 1st September Scottish Chambers of Commerce published the results of their fourth survey of business opinion in relation to the EU Referendum and the first post-result. The survey was carried out online between 25th July 2016 and 15th August 2016. A total of 677 responses were received with 50 responses from Renfrewshire based companies. Fieldwork was undertaken by the Scottish Chambers of Commerce Network.

2. Recommendations

- 2.1) It is recommended that the Board notes the report.

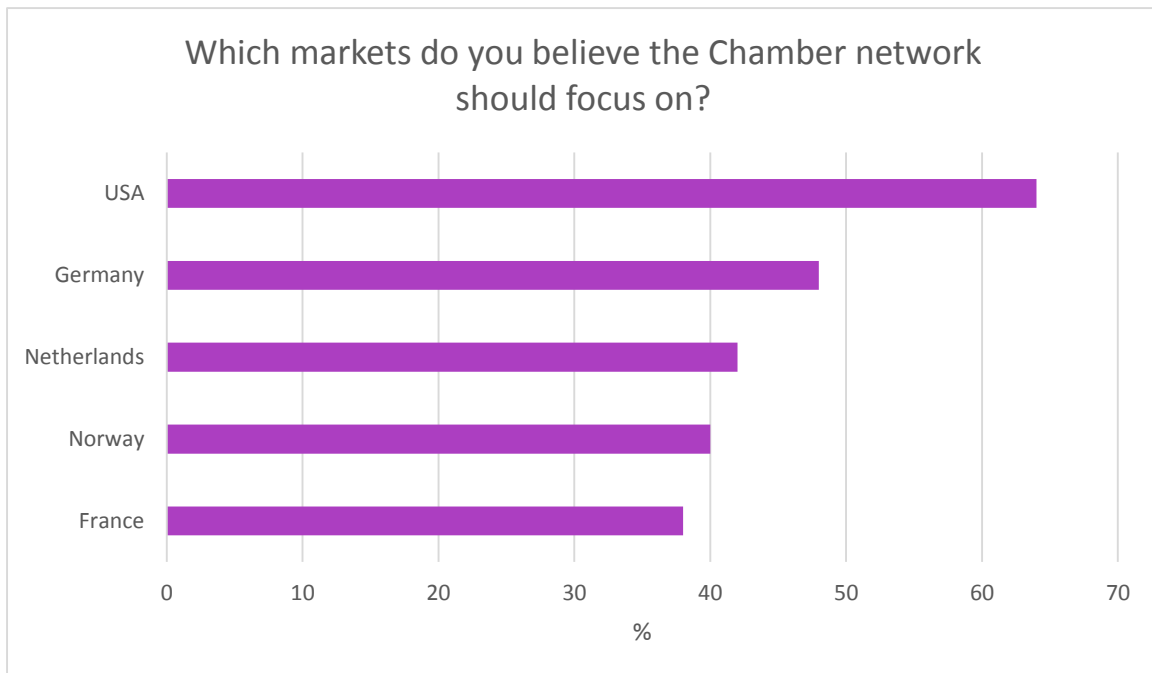


RENFREWSHIRE
CHAMBER OF COMMERCE

POST-EU REFERENDUM SURVEY

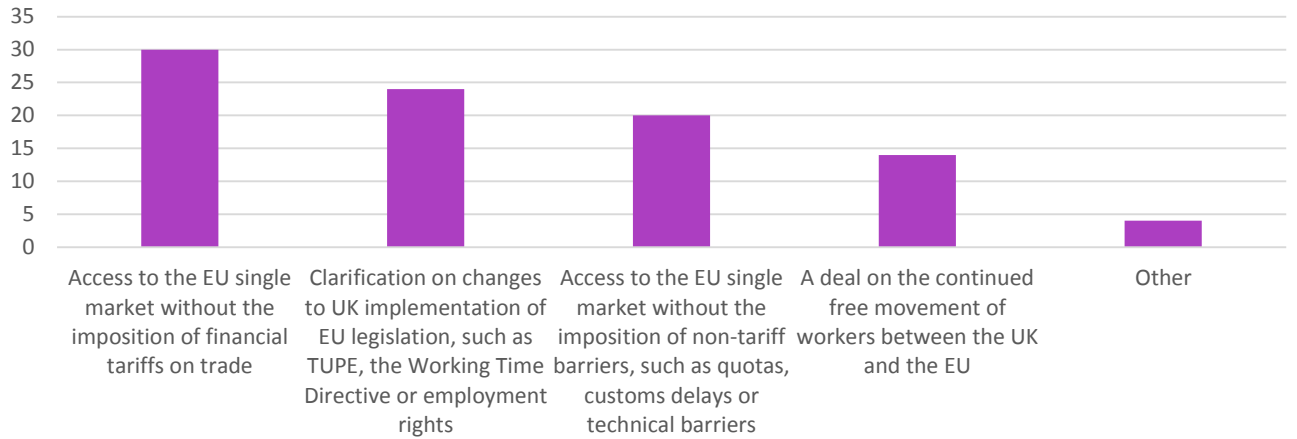
Renfrewshire Chamber of Commerce

SUPPORT FROM THE CHAMBER OF COMMERCE



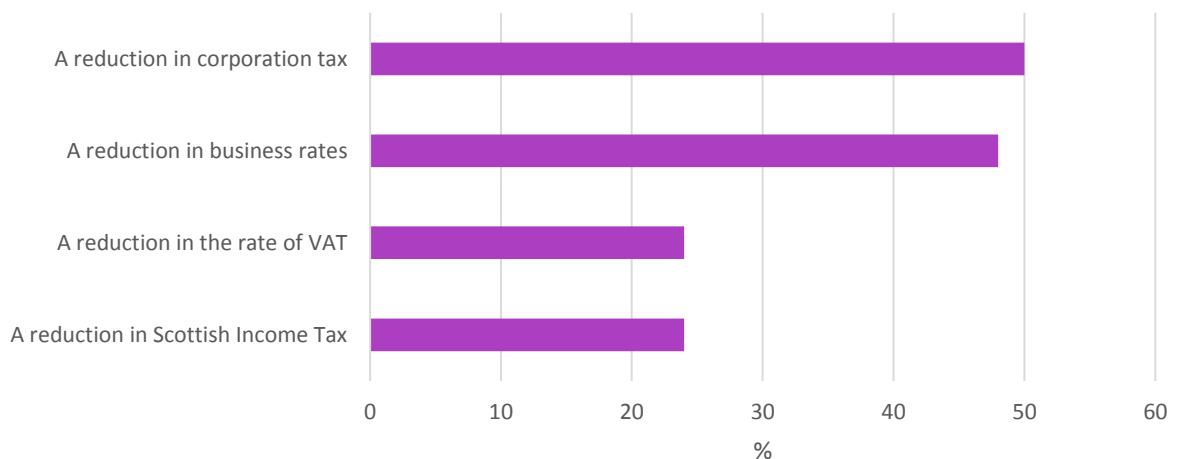
THE NEGOTIATION PROCESS

Which of the following areas is most important to your business in terms of the negotiations on the UK's future relationship with the EU?

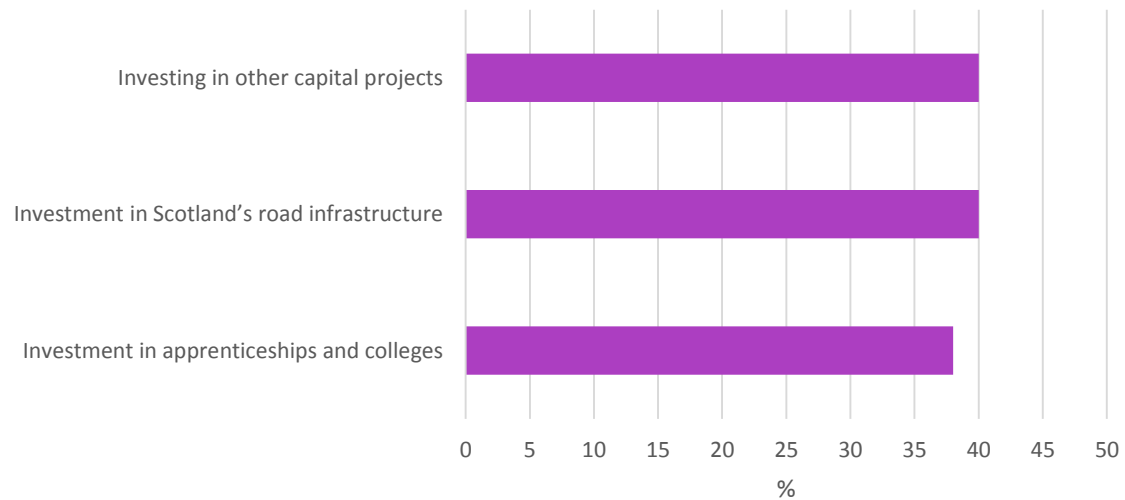


UK AND SCOTTISH GOVERNMENT SUPPORT

Which fiscal levers should the Scottish and UK Governments use to enhance the Scottish Economy over the next 3 years?



What are the most important priorities for investment to enhance the Scottish economy?



PART 4 - QUESTIONS ABOUT PARTICIPATING BUSINESSES

1. How many full-time equivalent staff do you have in your business?

0-9	38.0%
10-49	20.0%
50-249	18.0%
250+	24.0%

2. Does your business currently buy products from or sell products to the following international markets?

	My business sells goods/products and/or services to:	My business buys goods/products and/or services from:
Countries inside the European Union (EU)	56.0%	60.0%
Countries outside the EU	38.0%	38.0%
None	36.0%	28.0%
Don't Know	0%	0%

3. Which of the following is your company's principal business activity?	
Agriculture, forestry and fishing (cultivation of land or animals)	0%
Arts, sports and recreation (includes leisure and culture facilities and services)	2.0%
Catering and accommodation (includes hotels, hostels, cafes, bars, restaurants and take-away)	2.0%
Construction (building and civil engineering works)	10.0%
Education (includes teaching, training and instruction)	6.0%
Health and social care services (includes medical practice, complimentary therapies and residential or day care)	2.0%
IT and telecommunications services (includes training, publishing, repair and consultancy)	6.0%
Manufacturing (production of goods for sale)	20.0%
Media and creative services (includes production, distribution broadcasting and publishing)	2.0%
Mining, energy and utilities (extraction of metals, oil, and gas, and the supply of electricity, gas and water supply)	0%
Personal services (includes cosmetic, domestic and spiritual activities)	0%
Professional and business services (includes financial, legal, real estate, office and advertising activities)	28.0%
Retail, hire and repair (the sale, rental and restoration of goods)	0%
Transport and related activities (includes distribution, shipping, logistics, freight forwarding and ports)	16.0%
Wholesale (the sale of goods in large quantities for resale by retailers)	6.0%
Other	0%

Methodology

The survey was carried out online between 25 July 2016 and 15 August 2016. A total of 677 responses were received. 50 responses were received from members of Renfrewshire Chamber of Commerce.