
TO: COMMUNITIES, HOUSING AND PLANNING POLICY BOARD

ON: 20 AUGUST 2019

REPORT BY: DIRECTOR OF COMMUNITIES, HOUSING AND PLANNING SERVICES

HEADING: YOUR HOME, YOUR STREET, OUR COMMUNITY

1. Summary

- 1.1 The Building Safer & Greener Communities multi-agency tasking group led by Police Scotland, has been delivering initiatives in the Renfrewshire area since April 2016. This has been undertaken with the support of Renfrewshire Council and other key partners including Engage Renfrewshire, Scottish Fire and Rescue Service and the Health & Social Care Partnership. The group coordinate interventions in identified communities. These interventions have focused on delivering outcomes identified by the National Building Safer Communities programme.
- 1.2 The National Building Safer Communities outcomes are split into two phases
- The aim of Phase 1 is to reduce the number of victims of crime in Scotland. The work is organised into four strands: Prevention, People, Partnership and Performance working initially with community planning partners and communities.
 - The aim of Phase 2 is to reduce unintentional physical and psychological harm that could have been predicted or prevented. The precise amount of reduction is currently being scoped. The work of this phase is organised into four strands: home safety, data and intelligence, road safety and outdoor and water safety.
- 1.3 Renfrewshire's Building Safer & Greener Communities Group has focussed on phase one with the inclusion of environmental issues affecting our communities. National and local groups have been formed to address issues affecting our communities as part of phase 2.
- 1.4 Previous interventions have taken place in Ferguslie, Gallowhill and Erskine with the outcomes being reported to this Policy Board.

- 1.5 This report sets out some of the high-level outcomes delivered in the Shortroods area over last year and demonstrates how the programme continues to evolve as it moves in to each new area.
- 1.6 Whilst the work undertaken feeds into the National Building Safer & Greener Communities agenda, locally the initiative was renamed - 'Your Home, Your Street, Our Community' to create a more community focussed brand to encourage engagement, support empowerment and a better level of understanding.
-

2. Recommendations

- 2.1 It is recommended that the Communities, Housing and Planning Policy Board:
- (a) notes the content of this update report and the work undertaken as part of the Building Safer & Greener Communities working group since May 2018.
-

3. Background

3.1 Your Home, Your Street, Our Community

- 3.1.1 The Your Home, Your Street, Our Community initiative is focused on making Renfrewshire a safer, more attractive place to live and work for communities, residents and visitors.
- 3.1.2 The Building Safer & Greener Communities Tasking Group has been working with local communities to tackle crime and increase the satisfaction of residents within their local area. We ask those who live and work in an area to identify their main areas of concern and these are made the focus for the Tasking Group who then co-ordinate and carry out enforcement, support and engagement work across all the partnership agencies involved.
- 3.1.3 Support is also provided for communities to continue the good work once the focused intervention period is complete. Success is measured by the Tasking Group through evidence that residents take pride in their area, contribute to the plan and assist in carrying out the agreed actions to make the local area a place everyone feels safe and happy to live in.
- 3.1.4 Four areas, Ferguslie, Gallowhill, Erskine and Shortroods have been the focus so far with encouraging results showing a positive benefit for the community in each area. The results and impact of the approach in Ferguslie, Gallowhill and Erskine have previously been reported to this Board. This report provides specific information in relation to Shortroods.



3.2 Prioritisation of Concerns

3.2.1 The initiative was launched for the Shortroods area in Fountain Gardens in September 2018, with key partners represented and the focused interventions ran up to May 2019. An initial online survey was set up which received 152 responses from the local community. Shortroods residents highlighted the following subjects as issues which concerned them the most:

- anti-social behaviour;
- drug addicts/misuse/dealing;
- violent crime including robberies,
- assaults and knife crime;
- thefts and house breakings;
- litter or rubbish;
- lack of youth interaction.

3.3 Actions

3.3.1 Following analysis by partner agencies at the Building Safer & Greener Communities Tasking Group, a number of actions were agreed and tasked to partners to address the issues highlighted by the Shortroods Community:

- School talks, raising awareness of issues affecting their areas and what to do about them.
- Increased patrols by both Police and Wardens to provide public reassurance.
- Social media campaigns to raise awareness of the initiative and the work going on to address the issues raised.
- Organised litter-picks to create civic pride in the area.
- Launch of 'No Knives, Better Lives' campaign to raise awareness of the dangers of carrying a knife and the impact on the wider community.

- "Street Stuff" youth activity bus and football in the MUGA to give young people something to do.
- High value drugs recoveries based on local intelligence.
- Joint Police/Community Wardens/Youth Team patrols after school and evenings
- Road safety events due to issues around the schools, shops and Love Street area.
- Increased interaction with older people to address isolation and community participation.
- Dog fouling patrols to both raise awareness of the issue and enforce.
- Increased interaction with the STAR project
- Reduction of deliberate fire-raising by carrying out Home Safety Visits and raising awareness of fire hazards in the area.
- Free swim passes for youths handed out to enhance activities available.
- Introduction of lunchtime sports clubs at schools
- 'Bikeability' sessions at primary schools

3.4 **Awareness of Actions Carried Out**

- 3.4.1 Part of the learning from previous initiatives included the need for a robust communications strategy to help keep residents informed of what was taking place in their area throughout the initiative. Following the intervention period a follow up survey was carried out. The results were used to compare the attitudes of residents after the actions were carried out to see if perceptions of Shortroods had changed. Residents were asked which actions they were aware of and what difference this had made. Results show a strong ongoing engagement, with 98 residents responding to the follow up survey and indicate the success and visibility of the targeted approaches.

Percentage of respondents aware of action



3.5 Perceptions

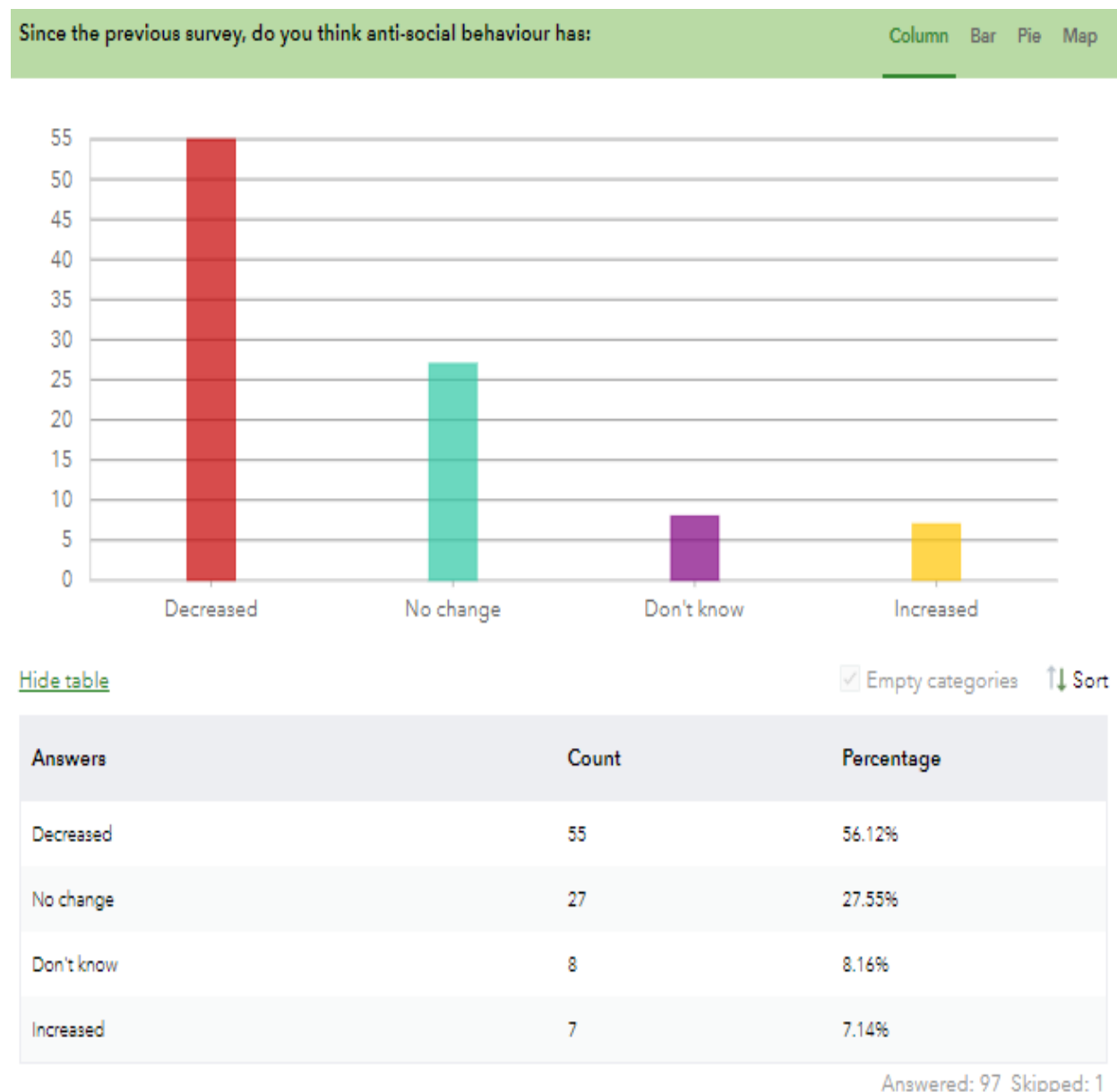
3.5.1 The following questions were asked to gauge overall perceptions of Shortroods following actions being carried out by partners:

- How would you rate Shortroods as a place to live?**
 74.5% of residents stated that Shortroods was now either very good, good or fairly good as a place to live, compared to 57% before the actions were carried out. This is an **increase of 17.5%**.

- **How safe do you feel walk in the neighbourhood after dark?**
65% of Shortroods residents felt very safe, safe or fairly safe to walk in their neighbourhood after dark, compared to 33.5% before the actions were carried out. This is an **increase of 31.5%**.
- **How safe do you feel in your home?**
86% of Shortroods residents felt very safe, safe or fairly safe in their homes, compared to 67% before the actions were carried out. This is an **increase of 19%**.

3.5.2. Residents were then asked about their perception of specific issues to see if they had noticed improvements.

ANTISOCIAL BEHAVIOUR

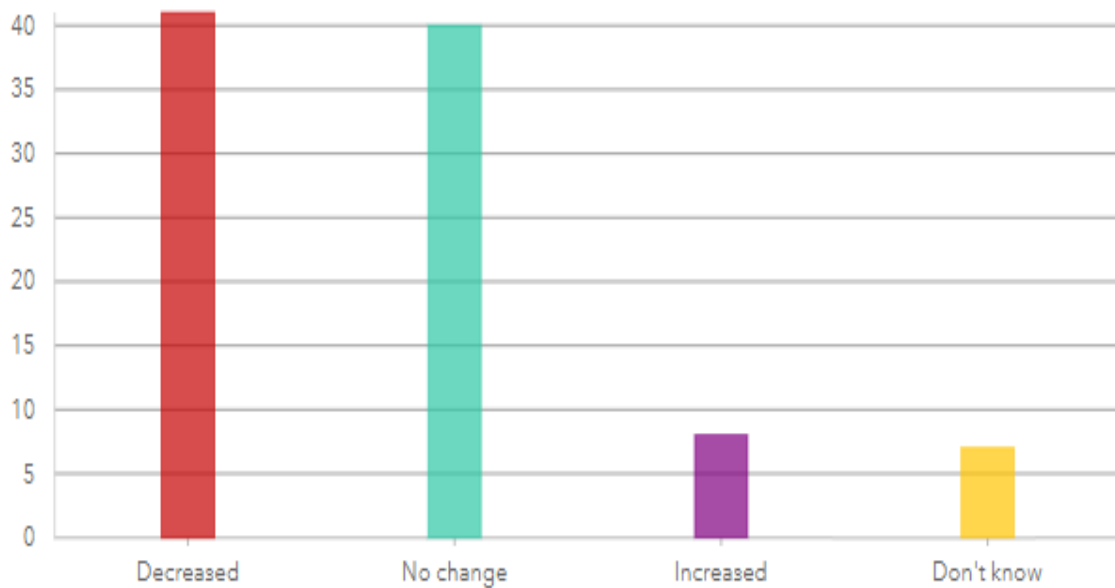


- The majority of residents (56%) stated they felt that anti-social behaviour had **decreased** since actions were taken.
- 27.5% felt there was no change; 8% did not know; and 7% felt there had been an increase.

DRUG ADDICTS/MISUSE/DEALING

Since the previous survey, do you think drug addicts/misuse/dealing has:

Column Bar Pie Map



[Hide table](#)

☒ Empty categories [↑↓ Sort](#)

Answers	Count	Percentage
Decreased	41	41.84%
No change	40	40.82%
Increased	8	8.16%
Don't know	7	7.14%

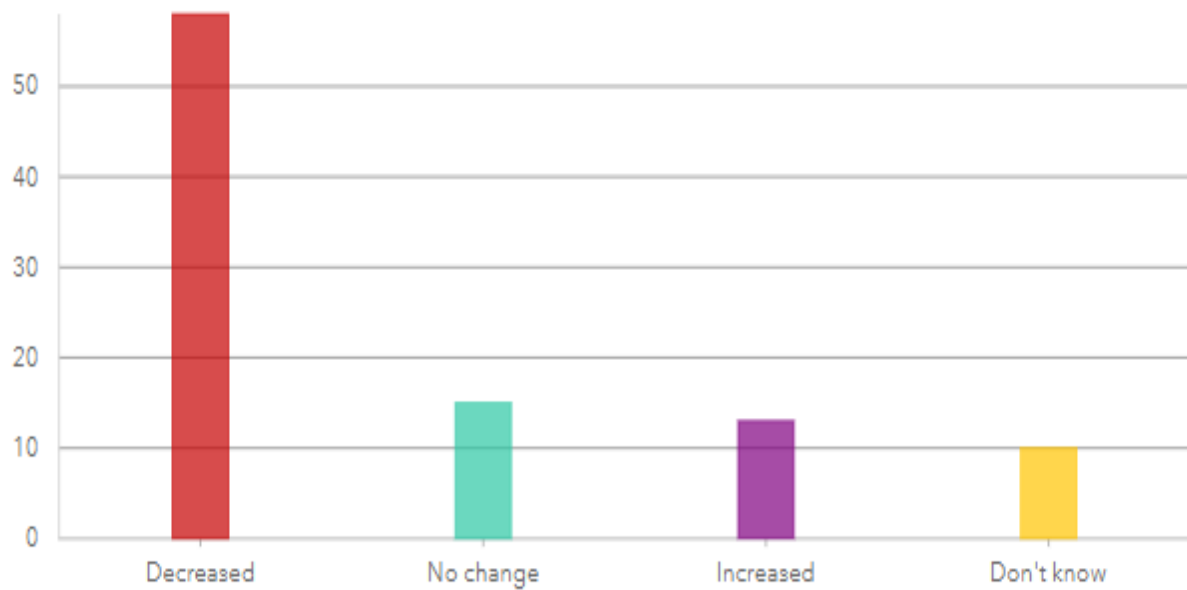
Answered: 96 Skipped: 2

- The majority of residents (42%) stated they felt that drug addicts/misuse/dealing had **decreased** since actions were taken.
- 41% felt there was no change; 8% felt there had been an increase and 7% did not know.

VIOLENT CRIME INCLUDING ROBBERIES, ASSAULTS AND KNIFE CRIMES

Since the previous survey, do you think violent crime, including robberies, assaults and k...

Column Bar Pie Map



[Hide table](#)

☒ Empty categories [Sort](#)

Answers	Count	Percentage
Decreased	58	59.18%
No change	15	15.31%
Increased	13	13.27%
Don't know	10	10.20%

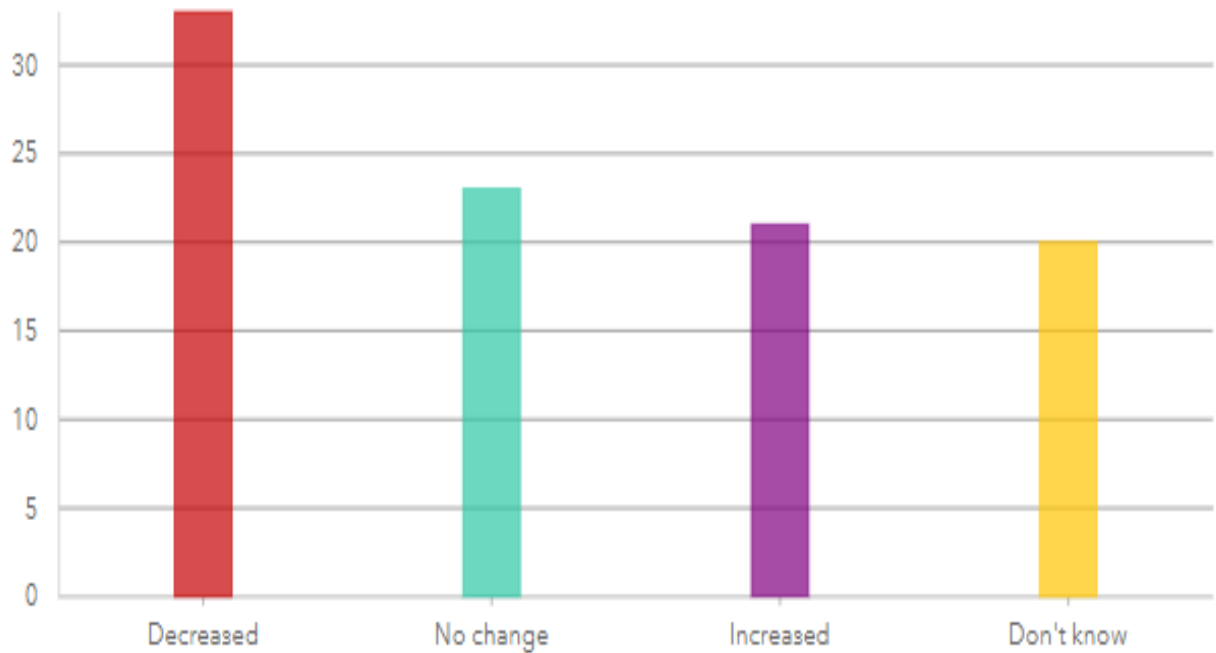
Answered: 96 Skipped: 2

- The majority of residents (59%) stated they felt that violent crimes had **decreased** since actions were taken.
- 15% felt there was no change; 13% felt there had been an increase and 10% did not know.

THEFTS AND/OR HOUSE BREAK-INS

Since the previous survey, do you think thefts and/or house break-ins has:

Column Bar Pie Map



[Hide table](#)

☒ Empty categories [Sort](#)

Answers	Count	Percentage
Decreased	33	33.67%
No change	23	23.47%
Increased	21	21.43%
Don't know	20	20.41%

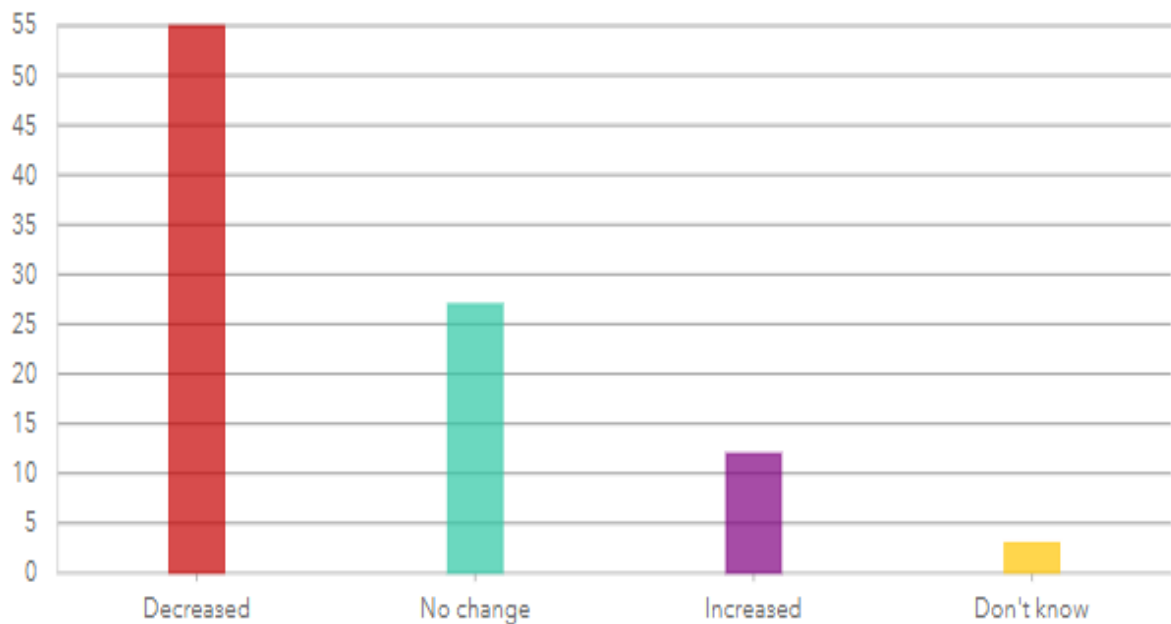
Answered: 97 Skipped: 1

- The majority of residents (34%) stated they felt that thefts and/or house break-ins had **decreased** since actions were taken.
- 23% felt there was no change; 21% felt there had been an increase and 20% did not know.

LITTER OR RUBBISH LYING AROUND

Since the previous survey, do you think litter or rubbish lying around has:

Column Bar Pie Map



[Hide table](#)

☒ Empty categories [Sort](#)

Answers	Count	Percentage
Decreased	55	56.12%
No change	27	27.55%
Increased	12	12.24%
Don't know	3	3.06%

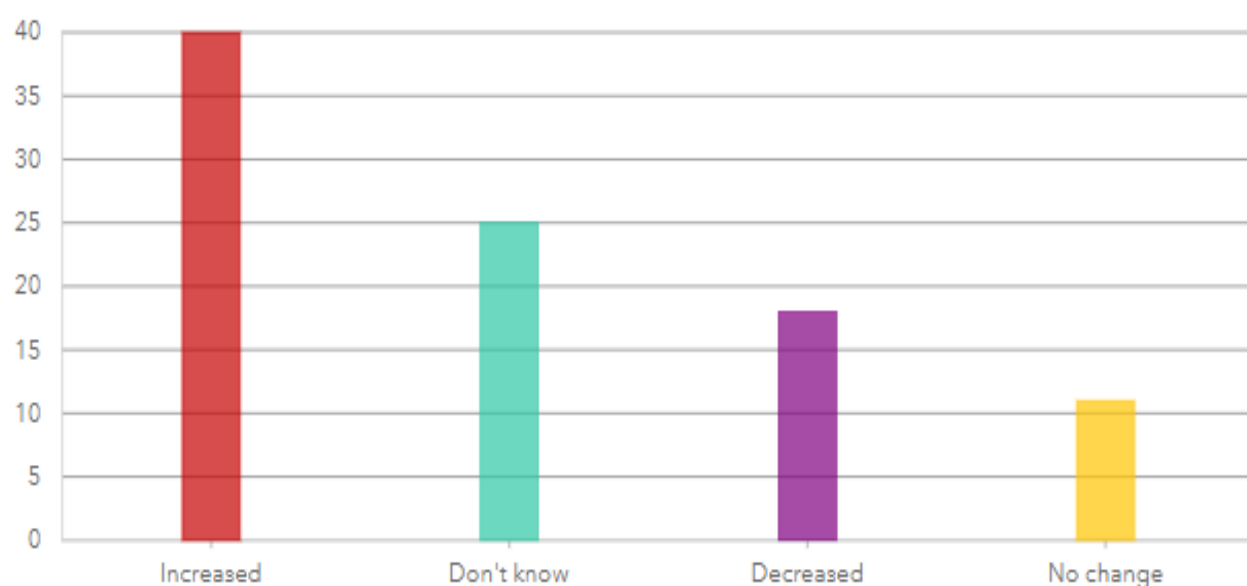
Answered: 97 Skipped: 1

- The majority of residents (56%) stated they felt that litter or rubbish lying around had **decreased** since actions were taken.
- 27.5% felt there was no change; 12% felt there had been an increase and 3% did not know.

INTERACTIONS WITH YOUTHS

Since the previous survey, do you think interaction with youths has:

Column Bar Pie Map



[Hide table](#)

☒ Empty categories [Sort](#)

Answers	Count	Percentage
Increased	40	40.82%
Don't know	25	25.51%
Decreased	18	18.37%
No change	11	11.22%

Answered: 94 Skipped: 4

- The majority of residents (41%) stated they felt that interactions with youths had **increased** since actions were taken.
- 25.5% did not know; 18% felt there had been a decrease; 11% felt there was no change.

3.6 Overall Evaluation Summary

- 3.6.1 The work undertaken by both the community and partners through the Your Home, Your Street, Our Community project in the Shortroods area has been a huge success.
- 3.6.2 The majority of residents who completed the follow-up survey stated that their perception of how they feel about living in Shortroods had improved since actions were carried out to improve the area. They also felt that their main areas of concern about living in Shortroods had improved.

- 3.6.3 Strong networks and communication channels have been established with the community on the back of the initiative in the area and partners will continue to support and maintain this engagement.

3.7 Next Steps

- 3.7.1 Analytical information provided by the Renfrewshire Community Safety Partnership Tasking and Deployment Coordinator Analyst has identified Paisley Town Centre as the next area that could most benefit from this type of partnership intervention and discussions are ongoing with relevant key partners and businesses including the BID team to map out the area to be targeted. The initiative will be launched in Autumn 2019 once details have been finalised.

Implications of the Report

1. **Financial** – None
2. **HR & Organisational Development** – None
3. **Community Planning**

Renfrewshire is Safe – Partners working together with the community to tackle issues relating to safety.

Renfrewshire is Well – Promoting ownership, wellbeing and a better environment by maximising inclusion.

4. **Legal** – None
 5. **Property/Assets** – None
 6. **Information Technology** – None
 7. **Equality & Human Rights** – None
 8. **Health & Safety** – None
 9. **Procurement** – None
 10. **Risk** – None
 11. **Privacy Impact** – None
 12. **CoSLA Policy Position** – None
 13. **Climate Risk** – None
-

List of Background Papers

- (a) Building Safer and Greener Communities Update – Communities, Housing and Planning Policy Board – 22 May 2018
-

OR
26 July 2019

Author: Oliver Reid, Head of Communities and Public Protection.

Email: oliver.reid@renfrewshire.gov.uk