

Renfrewshire

Performance Summary Report

Reporting Period: 01/04/21 - 30/11/21



Total Crime



-12.7%



9,777 Crimes

Incidents
Recorded

-9.3%



34,142

Common Assault

-3.7%



1,135

Overall Dishonesty

-9.9%



1,928

Domestic Abuse

-8.6%



1,363

Overall Violent
Crime

-5.4%



1,263

Sexual Crime

+7.2%



278

Road Deaths and
Serious Injuries

+14.8*



31 *compared to PYTD

Disorder Complaints

-22.7%*



6,014 *compared to PYTD

Missing People

+30.4%



360

Counter Terrorism



The National Terrorism Threat level is Substantial. This means that an attack is likely.

Housebreaking

-36.0%



161

*All data provided is for the period 1 Apr - 30 Nov unless otherwise stated. Comparisons are made against the previous five year average unless otherwise stated. All statistics are provisional and should be treated as management information. All data have been extracted from Police Scotland internal systems and are correct as of 30/11/2021.

Renfrewshire

Performance Summary Report

Reporting Period:
1 Apr 2021 to 30 Nov 2021



SECTION	PAGE NUMBER
Introduction	2
Executive Summary	3
Demand Analysis	4
Online and Cybercrime	5
Acquisitive Crime	5
Counter Terrorism & Domestic Extremism	5
Antisocial Behaviour, Violence & Disorder	6
Serious Organised Crime	7
Protecting People at Risk of Harm	7
Road Safety & Road Crime	8
Public Confidence - Complaints & Allegations	9

Introduction

I am pleased to present this report to the Police Fire and Rescue Committee for its information and consideration.





Please note that all data included in this report are management information and not official statistics.

All data are sourced from Police Scotland internal systems and are correct as of date of publication.

Unless stated otherwise numerical comparisons are against the previous five year average for the same data period specified.

RENFREWSHIRE POLICING PRIORITIES 2018-2022

- 1 Drug dealing and drug misuse
- 2 Violence and antisocial behaviour
- 3 Dishonesty
- 4 Road Safety

PRIORITY AREA	EXECUTIVE SUMMARY
Drug supply and misuse 	<p>Drug dealing and misuse continues to be a priority area for our attention in Renfrewshire as communities tell us they are concerned about the harm caused. Continued focus and proactivity on the issue has contributed to our detections for drug supply, however the detection rate has fallen by 3.2% on the previous five year average. We continue to gather intelligence for further enforcement action in Renfrewshire, however we manage this from a Divisional perspective as criminals do not recognise Local Authority boundaries.</p>
Violence & ASB 	<p>The volume of recorded overall violent crime has risen by 1.4% on the previous year, but has fallen by 5.4% against the previous five year average. Violence against emergency workers has fallen from a five year average of 172.4 to 154 (a decrease of 10.7%). Meanwhile, reported disorder has fallen by 22.7% on the previous year, while ASB communications are down by 19.2% on the previous year and by 2.3% on the five year average.</p>
Dishonesty 	<p>Housebreaking crimes have fallen by 36% against the previous five year average, to a total of 90 crimes. Meanwhile, motor vehicle crime has fallen by 16.1% against the five year average. Fraud continues to be one of the few crimes of dishonesty for which an increase has been recorded—with reported crimes rising 52.4% above the five year average to a total of 281 crimes. Many of these continue to be cyber-enabled, with phishing and vishing scams and internet order fraud increasingly being reported by members of the public.</p>
Road Safety 	<p>28 serious road injuries (two more than the previous year) and 66 slight road injuries (four more than the same period in 2020) have been recorded year-to-date. There were three road fatalities in Renfrewshire in the reporting period—two more than the previous year.</p>

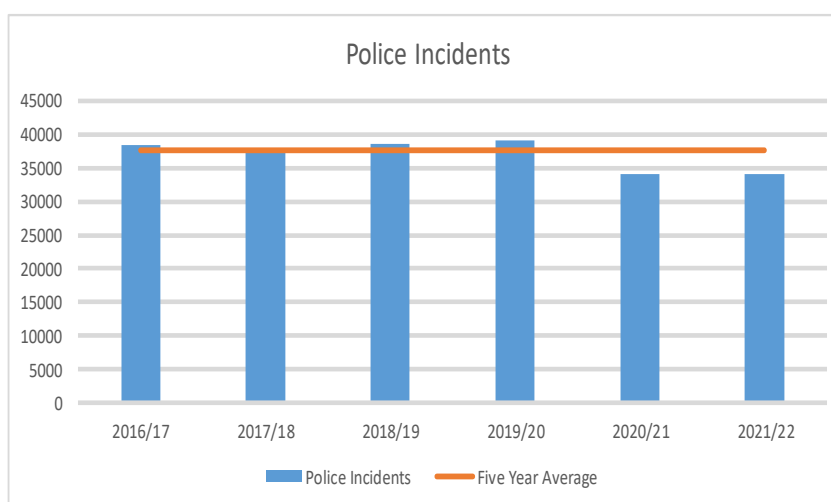
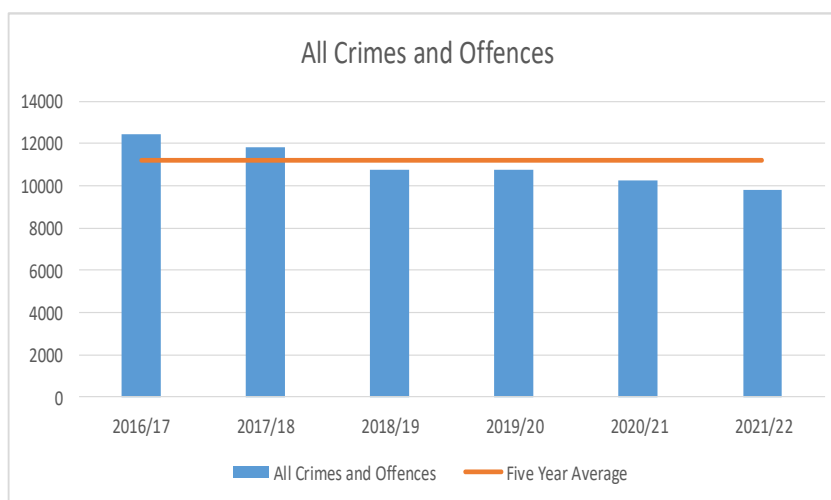
POLICE SCOTLAND'S POLICING PRIORITIES 2021-2022

- Protecting vulnerable people
- Working with communities
- Tackling crime in the digital age
- Support for operational policing

DEMAND ANALYSIS - *

PYTD - PREVIOUS YEAR TO DATE CYTD - CURRENT YEAR TO DATE

CRIME	PYTD *	CYTD *	INCIDENTS	PYTD	CYTD
Total Crimes & Offences	10,236	9,777	Total number of incidents	34,156	34,142



The volume of recorded crime and offences has fallen by 12.7% on the five year average and by 4.5% on the same period in 2021. Crimes of serious violence decreased by 5.4% on the preceeding five year average, crimes of dishonesty were also down 9.9% on the preceding five year average. Non-sexual crimes of violence, crimes of dishonesty, fireraising and malicious mischief, other (proactivity) crimes, miscellaneous offences and offences relating to motor vehicles all remain below the previous five year average, though reported sexual crimes have increased by over seven percent on five year average figures. However, it should be noted that many of these crimes involve non-recent reporting. Meanwhile, recorded police incidents remain 9.3% below the previous five year average and at a similar level to same period in 2021 (n=34,142).

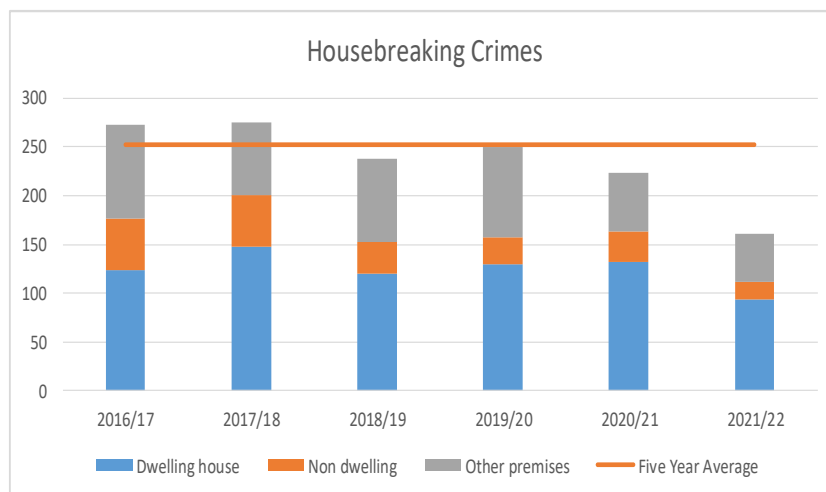
ONLINE & CYBERCRIME - DATA OVERVIEW

CONTEXT:



Analysis undertaken by Police Scotland's Cybercrime Unit identified 224 cyber-crimes in the period April—October 2021 in Renfrewshire. A large number of these (44%) related to financial/economic offences including cyber-enabled fraud and phishing/spam attacks. A further 22% of these related to sexual offences, with most of these targeting children. Whilst 16% are related to threatening behaviour, with Facebook and Whatsapp being the most commonly used platform.

ACQUISITIVE CRIME — DATA OVERVIEW



442 shoplifting crimes have been recorded – a 24.2% decrease on the five year average of 583.2 crimes. Meanwhile, the detection rate fell by 28.5 percentage points on the previous five year average to 48.2% in the current reporting year.



Housebreaking crimes (including attempts) fell from a five year average of 251.6 crimes to a total of 161 in the current year, with fewer HBs to all categories of premises. The detection rate is 21.7%, 2.1 percentage points below the five year average rate.



Motor vehicle crimes also fell from a five year average of 297.8, to 250 crimes in the reporting period—a decrease of 16.1%. Theft from insecure motor vehicles currently accounts for the highest proportion of all sub-categories of motor vehicle crime. The MV crime detection rate is 25.2%, slightly below the five year average rate of 26.2%.



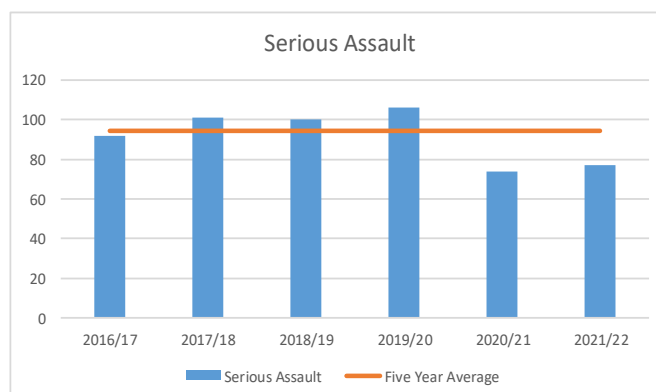
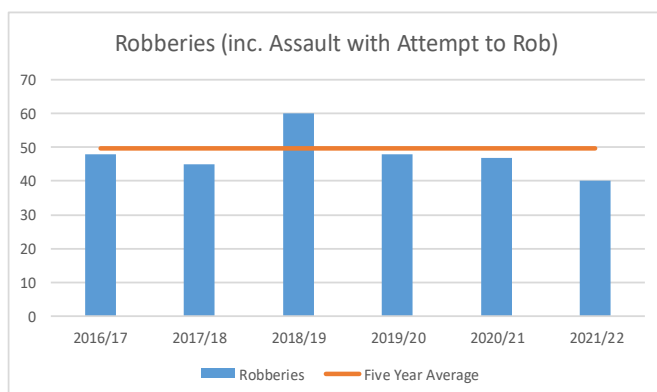
Twelve doorstep/bogus crimes have been recorded in the reporting period, with victims often being elderly. Four of these crimes have been detected at the current time. Crimes typically involved suspects failing to undertake work on gardens and dwelling houses after accepting payment for same.

COUNTER TERRORISM & DOMESTIC EXTREMISM

In November 2021 the Home Secretary announced an increase in the UK's Terrorist Threat Level from 'Substantial' to 'Severe'. This means it is deemed an attack is highly likely. At this time there is nothing to suggest that there is any specific threat to Scotland.

ANTISOCIAL BEHAVIOUR, VIOLENCE & DISORDER - DATA OVERVIEW

1 APRIL 2020 TO 30 NOVEMBER - OBJECTIVE: Reduce the number of victims of violent crime



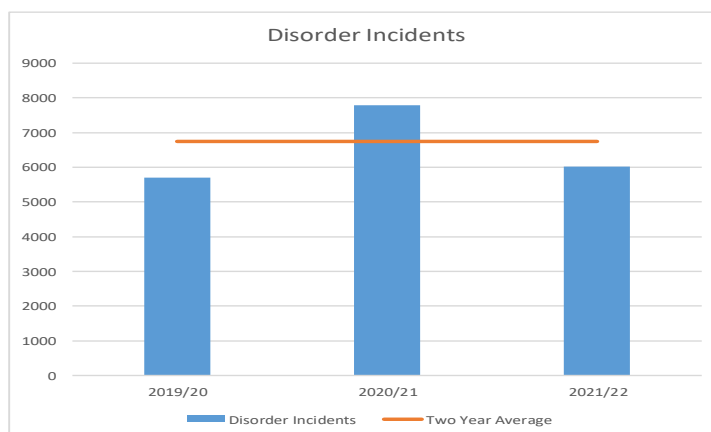
188 Group 1 crimes of violence have been recorded, a decrease of 1.9% compared to the previous five year average. Two murders and nine attempted murders have been recorded, compared to a five year average of 2.2 and ten, respectively. Meanwhile, serious assaults have fallen by 18.6% to 77 crimes, compared to a five year average of 94.6; while robberies have fallen from a five year average of 49.6 to a total of 40 crimes (-19.4%). The overall detection rate for Group 1 crimes of violence is 67.8%, compared to the five year average rate of 72.3%.

There have been 1,135 recorded common assaults, a decrease on the five year average of 1,179.2 154 of these assaults targeted emergency workers. These crimes are most commonly perpetrated against police officers, often within the custody suite and other police premises.

60 fire-raising crimes have been recorded – considerably below the five year average (76.8 crimes). The current detection rate is 16.7%, compared to the five year average rate of 22.9%. Motor vehicles, wheelie bins, waste ground, commercial premises and dwelling houses continue to be included in the property targeted. Meanwhile, recorded vandalism crimes fell from a five year average of 935.6 crimes to 795.

Antisocial Behaviour

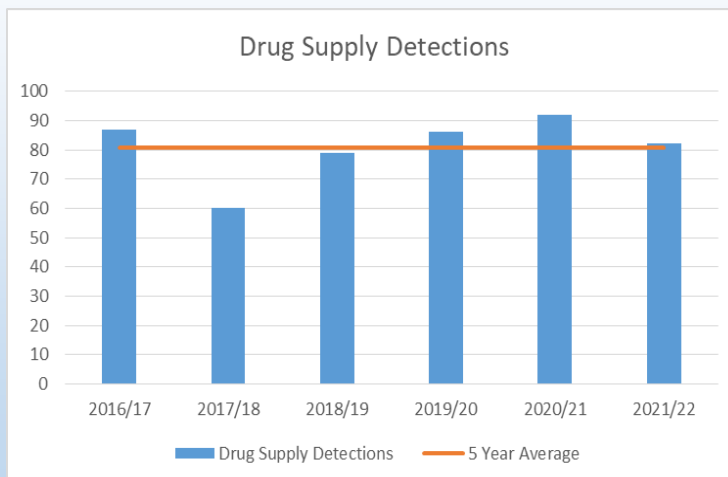
The number of Disorder incidents shows a marked decrease in comparison to last year (-22.7%). Many of the disorder incidents recorded last year related to perceived or actual breaches of COVID-19 regulations being reported by members of the public.



SERIOUS ORGANISED CRIME - DATA OVERVIEW

YTD, there have been 82 detections of drug supply, production and cultivation offences, compared to a five year average of 80.8 crimes. Commodity seizures included amphetamine, heroin, cocaine and cannabis. Proactive work is carried out on a daily basis by teams based within Renfrewshire, supported by Divisional teams, which specifically target the Serious and Organised Crime groups, one of which predominantly impacts on Renfrewshire. Enforcement activity is intelligence led to ensure the right people are being targeted in the right places.

We continue to gather intelligence for further enforcement action in Renfrewshire and it remains a priority for officers to carry out intelligence led patrols ensuring that individuals involved in the possession and supply of controlled drugs are proactively engaged, subsequently leading to obtaining and executing search warrants.



PROTECTING PEOPLE AT RISK FROM HARM - DATA OVERVIEW

Reported sexual crimes increased by 7.2% from a five year average of 259.4 to a total of 278 crimes. The detection rate for sexual crime is 56.5%, 0.5 percentage points below the previous five year average. 43% of recorded sexual crimes involved victims aged 15 years or less at the time of the offence, 55% of these crimes involved non-recent reporting. Of all reported sexual crimes in the current year, 35% were non-recent in nature, compared to 41% in the previous year. At least 26% of recorded sexual crimes in the reporting period were cyber-enabled (compared to over 28% in the same period in 2020).



There were 360 recorded missing persons incidents, an increase of 30.4% on the previous five year average. Children's Homes continue to feature as locations with high numbers of missing persons incidents, with nearly three-quarters of all recorded people being aged under 20 years (a similar proportion to that noted in the previous year). Over 45% of all missing people were traced within 12 hours.

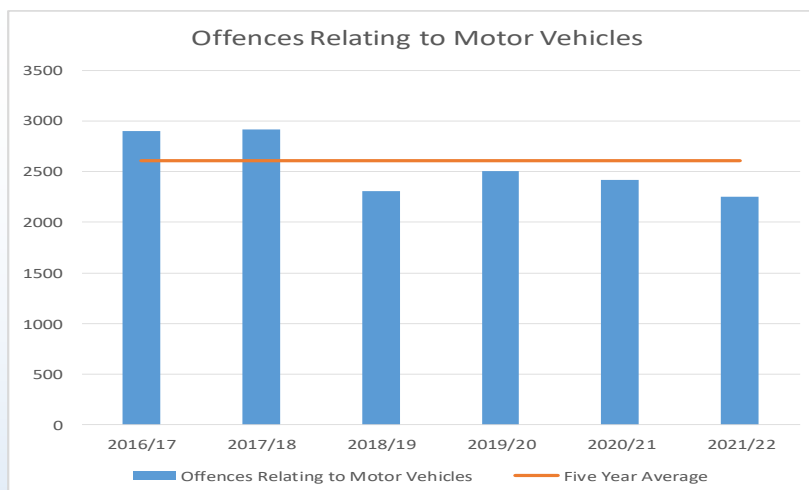
1,363 domestic abuse incidents have been recorded, down by 8.6% on the previous five year average. These incidents resulted in 907 domestic crimes and offences being recorded, with 43.4% of domestic abuse incidents resulting in a crime being reported.

ROAD SAFETY & ROAD CRIME - DATA OVERVIEW

PRIORITY: REDUCE THE NUMBER OF PERSONS KILLED OR INJURED ON OUR ROADS

Road Traffic Casualties		2020/21	2021/22
	Number of persons killed on our roads	1	3
	Number of persons seriously injured	26	28
	Number of persons slightly injured	62	66
	Number of children seriously injured	3	1

Road Traffic Data from 01/04/2020 to 30/11/2021



Three road fatalities occurred within the reporting period (single incident) – an increase of two from the previous year. Meanwhile, 28 serious road injuries occurred in the reporting period—two more than the same period the previous year. Slight injuries also increased from 62 in the previous year, to 66 in the reporting period. No children have been killed, however one child has been seriously injured on Renfrewshire's roads year-to-date.

Overall, offences relating to vehicles fell from a five year average of 2,611.2, to a total of 2,249 (-13.9%). However, continued proactivity on Renfrewshire's roads contributed to an increase of 4.5% in relation to reported drink and drug driving offences, in addition to an increase of 9.3% in reported drivers neglect charges, compared to the previous five year average. Meanwhile, the detection rate for offences relating to motor vehicles fell from a five year average of 91.9% to 86.9%.

PUBLIC CONFIDENCE: COMPLAINTS & USER SATISFACTION

COMPLAINTS ABOUT THE POLICE

From 01/04/2021- 31/12/2021

Allegation Category and Type	PYTD	YTD	% change from PYTD
On Duty - TOTAL	218	208	-4.6%
Assault	12	11	-8.3%
Corrupt Practice	0	8	x
Discriminatory Behaviour	2	2	0.00%
Excessive Force	15	22	46.7%
Incivility	46	48	4.3%
Irregularity in Procedure	114	99	-13.2%
Neglect of Duty	4	2	-50%
Oppressive Conduct/Harassment	5	9	80%
Other - Criminal	4	1	-75%
Other - Non Criminal	11	4	-63.6%
Traffic Irregularity/Offence	2	1	-50.00%
Unlawful/Unnecessary Arrest or Detention	3	1	-66.7%
Quality Of Service - TOTAL	86	59	-31.4%
Policy/Procedure	18	7	-61.1%
Service Delivery	18	19	5.6%
Service Outcome	50	33	-34%
Grand Total	304	267	-12.2%

A total of 137 complaints have been made in the reporting period, equating to 40.1 complaints per 10,000 police incidents. No off-duty allegations were made in the reporting period, while a total of 204 on-duty allegations were made in the reporting period (compared to a three year average of 155 allegations. A total of 54 allegations were made in relation to quality of service in the reporting period—above the three year average (n=49.7).