




# Renfrewshire Performance Summary Report

## Reporting Period: 01/04/24 - 31/10/24

Unless otherwise stated, all data provided within this report is for the period 1 April 2024 - 31 October 2024, with comparisons made against the same period in the 2023/24 period. All statistics are provisional and should be treated as management information. All data have been extracted from Police Scotland internal systems and are correct as at 27 November 2024.





# Renfrewshire Performance Summary Report

## Reporting Period: 1 Apr 2024 to 31 Oct 2024





SECTION	PAGE NUMBER
Introduction	2
Executive Summary	3
Demand Analysis	4
Antisocial Behaviour, Violence & Disorder	5
Protecting Vulnerable People	6
Acquisitive Crime	7
Cyber and Digital Crime	7
Road Safety and Road Crime	8
Public Confidence - Complaints & Allegations	9
Recent Initiatives and Results	10
Forthcoming Initiatives	10

### Introduction

I am pleased to present this report to the Police Fire and Rescue Committee for its information and consideration. Please note that all data included in this report are management information and not official statistics. All data are sourced from Police Scotland internal systems and are correct as of date of publication. Unless stated otherwise, numerical comparisons are against the comparable period in the preceding reporting year.

Chief Superintendent Rhona Fraser  
Renfrewshire & Inverclyde Divisional Commander

**RENFREWSHIRE POLICING PRIORITIES 2023 - 2026**

PRIORITY	EXECUTIVE SUMMARY
 <p>VIOLENCE, DISORDER AND ANTI-SOCIAL BEHAVIOUR</p>	<p>Recorded violent crime in Renfrewshire fell by 1.3% on last year's figures, with serious violent crimes, in particular, decreasing by a higher margin (-4.4%). Crimes relating to damage and reckless conduct also fell by nearly four percent, while public reports of antisocial behaviour dropped by 2.3%. A proactive approach to tackling weapon carrying led to a 52% increase in weapon offence detections compared to the previous year.</p>
 <p>PROTECTING VULNERABLE PEOPLE</p>	<p>Recorded sexual crimes increased by just over ten percent to a total of 280. Approximately a quarter of these crimes involved non-recent reporting, with around half of crimes relating to non-contact offences, including cyber-enabled crimes such as indecent communications.</p>
 <p>ACQUISITIVE AND CYBER / DIGITAL CRIME</p>	<p>Recorded crimes of dishonesty have fallen slightly on last year (-0.1%) with a total of 2,148 crimes. The detection rate of 35.2% remains above the national average of 34.6%. A decrease has been noted in respect of housebreaking crime, acquisitive crimes targeting motor vehicles, and recorded fraud. However, a key challenge is the continued rise in crimes of theft by shoplifting.</p>
 <p>ROAD SAFETY AND ROAD CRIME</p>	<p>Recorded road traffic offences in Renfrewshire rose by three percent from the previous year, reaching a total of 1,899 offences. An increase was noted in a range of road traffic offences including seatbelt offences, dangerous driving, drink and drug driving, accident-related offences, vehicle defects, and careless driving. Meanwhile, road injuries have increased by 45.5%, with a rise in road fatalities, slight and serious injuries.</p>

**POLICE SCOTLAND'S POLICING PRIORITIES 2023 - 2026**

**Protecting vulnerable people**

Renfrewshire & Inverclyde Division continues to support a multi-agency approach to reduce drug deaths, to engage with Scottish Government and stakeholders to influence approaches to supporting individuals with complex mental health needs, and to work in partnership to develop local effective and efficient pathways to support vulnerable people.

**Working with communities**

The Division continues to support this Police Scotland priority and to develop strategic partnerships to find synergy in policy making and shared resources. Police in Renfrewshire recognise the importance of engaging with communities to understand their needs, and strive to support innovation in local partnership settings.

**Tackling crime in the digital age**

Police in Renfrewshire continue to benefit from the support of specialised Police Scotland units such as the Cybercrime Unit and the Economic Crime and Financial Investigation Unit, amongst others. There are continued efforts to ensure our Officers have the training, resources and equipment needed to tackle the threat arising from cyber related criminality and technological advancement. Police in Renfrewshire continue to receive support from the Online Child Sexual Abuse and Exploitation Unit (part of the national Specialist Crime Division) in relation to the investigation and prevention of online sexual crimes targeting children.

**Support for operational policing**

Renfrewshire Police continue to link in closely with Police Scotland's Corporate Services who enable and support operational resources to deliver against the strategic priorities and their outcomes.

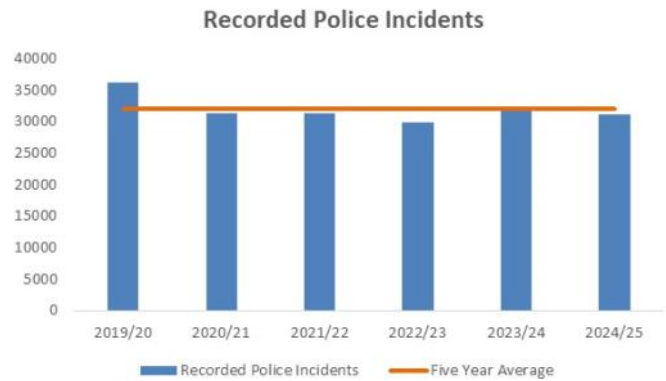
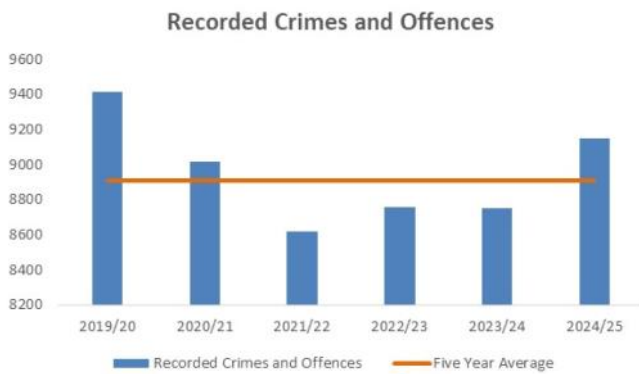
As part of the Digitally-Enabled Policing Programme, migration to new national Core Operational Systems has led to increased efficiency and deployability of local Police Officers, allowing them to more effectively serve Renfrewshire's communities.

# DEMAND ANALYSIS

PYTD - PREVIOUS YEAR TO DATE

CYTD - CURRENT YEAR TO DATE

CRIME	PYTD	CYTD	INCIDENTS	PYTD	CYTD
<b>Total Crimes &amp; Offences</b>	<b>8,753</b>	<b>9,147</b>	<b>Total number of incidents</b>	<b>32,016</b>	<b>31,184</b>



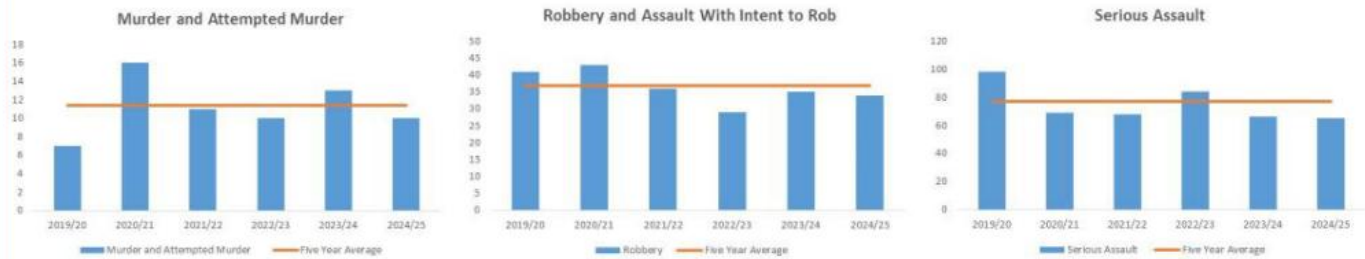
## Crimes and Offences

Broadly similar to the rise noted at the national level (+2.4%), the number of recorded crimes and offences in Renfrewshire has increased by 4.5% on figures recorded in the same period in 2023/24, with a total of 9,147 crimes and offences in the reporting period. An increase has been recorded across various crime groups, including Group 1 (non-sexual crimes of violence), Group 2 (sexual crimes such as sexual assault and communicating indecently), Group 5 (crimes against society, for example bail offences, drugs offences and weapons offences), Group 6 (antisocial offences including breach of the peace and threatening and abusive behaviour), and Group 8 (road traffic offences). Meanwhile, a decrease has been recorded in relation to and Group 3 (acquisitive crimes such as theft and fraud), Group 4 (damage and reckless behaviour offences, such as wilful fireraising and vandalism) and Group 7 (miscellaneous offences). The detection rate for all crimes and offences stands at 66.8%, above the detection rate for the same period in 2023/24 (63.3%) and also the current national detection rate of 66.2%.

## Police Incidents

Contrasting with the rise in recorded crime in Renfrewshire, the total number of Police incidents have fallen by 2.6% percent on the previous year, with a total of 31,184 recorded. A substantial decrease in abandoned/silent 999 calls is the principal reason for this drop - with software updates reducing the incidence of accidental 999 calls from some devices with certain default settings. When these incidents are excluded, an increase of 3.7% in recorded Police incidents is evident, with continued indications of a growing and evolving demand on Police in Renfrewshire. An increase has been noted in various incident types including road traffic matters and collisions, external agency requests, domestic incidents, concern for person incidents and reports of missing people/absconders. We continue to work closely with partner agencies to ensure the implementation of the most appropriate and proportionate response to identified issues.

# VIOLENCE, ANTISOCIAL BEHAVIOUR AND DISORDER



## Violence

Recorded violent crimes in Renfrewshire decreased by 1.3% compared to the previous year, totalling 1,185 crimes. More than 90% of these were classified as ‘minor violence’, while the remaining 109 involved serious violent crimes such as robbery, attempted murder, and serious assault. Serious violent crimes overall saw a 4.4% decline from the previous year. In response to an increase in disorder in Paisley Town Centre, a collaborative approach has been developed, leading to a multi-agency response. This includes intelligence-led briefings, high visibility patrols, plain clothes officers, and engagement with local partners such as the Renfrewshire Council Youth Engagement Team and Community Wardens.

## Weapons Offences

A total of 261 weapons offences were recorded in Renfrewshire during the reporting period, marking a 35.9% increase from the previous year. The detection rate for weapon-related crimes improved from 75% to 83.9%, with a proactive approach to tackling the issue of weapon-carrying leading to a 52% increase in the number of detections for these crimes. Around a third of the detected offences involved young people (aged 18 and under). Police in Renfrewshire continue to work with partners to educate young people about the risks and consequences of carrying weapons, as well as to divert them away from criminal activity. Stop and search remains an important tactic, with 469 stop and searches recorded, 51 of which were related to suspected weapons possession.

## Disorder and Antisocial Behaviour (ASB)

Recorded crimes of damage and reckless conduct in Renfrewshire fell by nearly four percent compared to the previous year, with vandalism seeing a reduction of over 5%. There were six additional cases of wilful fireraising (n=74), although the detection rate improved significantly, rising from 16.2% last year to 36.5% in the current period. Public-reported incidents of ASB and disorder dropped by 2.3%, with 3,807 incidents recorded. Police in Renfrewshire continue to engage in a multi-agency response to ASB, building on the proactive work carried out through the Partnership Hub and ensuring effective plans are in place to address community risks in Renfrewshire.

## Hate Crime

During the reporting period, 225 hate crimes were recorded in Renfrewshire. This follows the introduction of Scotland’s new Hate Crime and Public Order Act, which provides equal protection for all social groups and simplifies the identification of hate crimes. The Act also introduced additional protected characteristics, including Age and Variations in Sex Characteristics. The impact of the new legislation, alongside changes in recording methodology and rules due to new systems, makes direct comparisons with previous years challenging. Over 60% of recorded hate crimes were classed as antisocial offences, with threatening and abusive behaviour making up the majority of these.

## PROTECTING VULNERABLE PEOPLE

### Sexual Crime

280 sexual crimes have been recorded in Renfrewshire in the reporting period - an increase of 10.4% on the previous year's total of 254 crimes. Just under a quarter of sexual crimes recorded in Renfrewshire involved non-recent reporting, with specific challenges associated with the investigation and detection of such crimes, due to the passage of time and resulting loss of various forensic opportunities. The detection rate was 56.8%, compared to the national rate of 58.3%. Nearly half of sexual crimes recorded in the current year related to non-contact offences - the majority of these being cyber-enabled sexual offences (most commonly, indecent communications and causing others to view sexual activity or images).

### Missing People

In the reporting period, a total of 583 missing person reports were recorded, an increase of 52.2% on the same period in 2023. A significant contributory factor for this increase is the National Missing Persons Unit's implementation of national business rules relating to how these incidents are recorded and when forms must be raised, which have helped establish an accurate reflection of the number of missing people and the resulting demand of these incidents on frontline officers. Young people continue to feature in a majority (83%) of reports. Care experienced young people, in particular, featured in just under half of all missing person incidents (49.8%). A relatively small number of individuals continue to account for a large percentage of the overall number of missing person incidents, with the top five repeat missing people collectively being reported missing multiple times in the reporting period (equating to nearly 20% of all missing person incidents). Missing people in Renfrewshire, on average, were traced within 18 hours. We continue to engage with appropriate partners to safeguard and reduce threat risk and harm to our most vulnerable people, especially when they go missing.

### Domestic Abuse

Police Scotland has launched a campaign to tackle domestic abuse, focusing on educating young men about healthy relationships and encouraging behaviour change to prevent abusive behaviours. The initiative emphasizes addressing controlling and coercive behaviours early. Police in Renfrewshire are actively supporting the campaign, reinforcing their commitment to investigating incidents, supporting victims, and working with the community to tackle the root causes of abuse. Partners like Respect are also providing advice and resources to help individuals change harmful behaviours. With input from deaf communities and in partnership with Heriot-Watt University, Police Scotland has also created 13 British Sign Language (BSL) videos to improve access to domestic abuse support. These videos, alongside a new glossary of key terms, are available on the Police Scotland website, providing vital information for BSL users. Domestic abuse incidents in Renfrewshire rose by 6.9% compared to the previous year, totalling 1,216 incidents, though changes in reporting standards and new systems should be considered when comparing figures. Of these incidents, 45.8% led to a recorded crime, with domestic abuse-related crimes rising by 9.9% to 557. The detection rate also improved, increasing from 55.5% to 69.2%. The MATAC (Multi-Agency Tasking and Coordination) and MARAC (Multi-Agency Risk Assessment Conferences) frameworks remain vital in safeguarding victims, providing tailored support, coordinating partnerships, and ensuring agency accountability. During the reporting period, Renfrewshire saw 231 MARAC and 13 MATAC referrals.

### Drug Related Deaths

In the reporting period, Renfrewshire saw nine suspected and ten confirmed drug-related deaths. The majority of those who died were aged between their mid-forties and mid-fifties, with a disproportionate number of males. Toxicology results continue to show that cocaine and bromazolam are the most commonly identified controlled substances in drug related deaths. Local officers have been conducting proactive initiatives and intensification days, while also collaborating with the Renfrewshire Alcohol and Drug Partnership (ADP) to provide support, guidance, and resources aimed at reducing drug-related harm in the community.

## ACQUISITIVE CRIME



A total of 2,148 crimes were recorded, representing a slight decrease of 0.1% compared to the previous year. This contrasts with a slight rise in crimes of dishonesty at the national level (+0.9%). The detection rate for acquisitive crimes in Renfrewshire was 35.2%, exceeding the national rate of 34.6%.

Shoplifting continues to have a disproportionate impact overall acquisitive crime figures, as they account for 38% of all recorded acquisitive crimes – a significant rise compared to the five-year average of 27%. While other Group 3 crimes of dishonesty have decreased by 8.3%, shoplifting crimes have increased by over 17%. An action plan has been implemented at Braehead Shopping Centre, a known hotspot for shoplifting, targeting repeat offenders. Problem-solving initiatives are also underway in collaboration with partners, including Retailers Against Crime (RAC). These efforts are bolstered by high-visibility patrols in Paisley Town Centre and targeted advice for retailers and security staff to enhance theft prevention.

Crimes of housebreaking have fallen by nearly 14%, with 19 fewer crimes compared to the same period in 2023. This includes a 6% reduction in housebreaking at residential properties.

Acquisitive crimes involving motor vehicles have decreased by 4.7%, supported by ongoing crime prevention initiatives.


While fraud remains a key concern due to evolving tactics used by criminals both online and offline, recorded fraud offences have decreased by nearly 8% from the previous year. Police in Renfrewshire continue to engage with the community to raise awareness of emerging fraud methods and provide practical advice to help individuals protect themselves from financial harm.

## CYBER & DIGITAL CRIME

Cyber-enabled crime remains a significant concern for communities in Renfrewshire. Crimes of dishonesty account for the largest proportion of cybercrime, making up over 61% of recorded offences. We continue to address this issue through local partnerships and national collaboration with the Cyber Scotland Partnership and the financial sector to raise awareness of online fraud.

Approximately 22% of recorded cybercrimes are linked to sexual offences, which remain a key priority for Police in Renfrewshire. These crimes include online sexual communication with children and the possession of indecent images of children (IIOC). To combat online child sexual abuse and exploitation, we work with specialist national units and engage with partners such as CEOP, Childline, Barnardo's, the UK Safer Internet Centre, Lucy Faithful Foundation Scotland, and the Internet Watch Foundation to promote preventative awareness.

## ROAD SAFETY AND ROAD CRIME

Road Traffic Casualties		2023/24	2024/25
	<b>Number of persons killed on our roads</b>	<b>1</b>	<b>4</b>
	<b>Number of persons seriously injured</b>	<b>29</b>	<b>30</b>
	<b>Number of persons slightly injured</b>	<b>36</b>	<b>62</b>
	<b>Number of children seriously injured</b>	<b>5</b>	<b>3</b>

**Road Traffic Data from 01/04/2024 to 31/10/2024**



### Road Casualties

In the reporting period, there were 96 road casualties in Renfrewshire, an increase of 30 compared to the previous year. This includes three additional road fatalities, as well as a rise of one in serious injuries and 26 in slight injuries.

### Road Safety and Crime Prevention Initiatives

The dedicated Road Policing Unit (RPU) from Police Scotland's Operational Support Division has supported local policing efforts through various road safety and crime prevention campaigns, including the National Speed Campaign, the Young Drivers Fatal 5 Campaign in September, and the Pedestrian Safety and Get Ready for Winter Campaigns in October. The West Safety Camera Unit (SCU) of Safety Cameras Scotland continues to assist Renfrewshire Police, covering nine key locations across the area. These sites are selected based on a thorough assessment of injury collision data, severity, and causes. Officers will continue to coordinate their efforts with the RPU, local partners, and communities to enhance road safety.

### Road Traffic Offences

Recorded road traffic offences in Renfrewshire rose by three percent from the previous year, totalling 1,899 offences. This reflects an increasing trend at the national level (+7.2%). This rise includes most categories of road traffic offences, such as seatbelt offences, dangerous driving, drink and drug driving, vehicle defects, accident-related offences, and careless driving. The detection rate for road traffic offences in the reporting period was 85.2%, slightly down from 87.1% last year.



# PUBLIC CONFIDENCE: COMPLAINTS & USER SATISFACTION

TOTAL COMPLAINT CASES RECEIVED			TOTAL NUMBER OF ALLEGATIONS RECEIVED		
YTD	LYTD	% Change	YTD	LYTD	% Change
94	138	-31.9%	148	180	-17.8%

## COMPLAINTS

A total of 94 complaint cases and 148 allegations have been received in Renfrewshire in the period April 2024 to September 2024. Total complaint cases have fallen by nearly 32% compared to the previous year, while the number of allegations have decreased by almost 18%. 106 allegations were 'On Duty' with a further 42 relating to quality of service. The largest proportion of allegations related to irregularity in procedure.

Allegation Category and Type	YTD	PYTD	% change
<b>On Duty - TOTAL</b>	<b>106</b>	<b>121</b>	<b>-12.4%</b>
Assault	9	10	-10.0%
Corrupt Practice	1	1	0.0%
Discriminatory Behaviour	3	3	0.0%
Excessive Force	7	16	-56.3%
Incivility	19	22	-13.6%
Irregularity in Procedure	59	60	-1.7%
Neglect of Duty	1	0	x
Oppressive Conduct/Harassment	3	3	0.0%
Other - <u>Non-Criminal</u>	1	1	0.0%
Traffic Irregularity/Offence	1	2	-50.0%
Unlawful/Unnecessary Arrest or Detention	2	3	-33.3%
<b>Quality Of Service - TOTAL</b>	<b>42</b>	<b>59</b>	<b>-28.8%</b>
Policy/Procedure	7	12	-41.7%
Service Delivery	17	17	0.0%
Service Outcome	18	30	-40.0%
<b>Grand Total</b>	<b>148</b>	<b>180</b>	<b>-17.8%</b>

From 01/04/2024 - 30/09/2024

## YOUR POLICE

84.2% of respondents to the 'Your Police' survey reported that they felt very or fairly safe in their local area, while 40.9% of those who completed the survey stated that their concern about crime had increased in the last 12 months. 47% agreed, or strongly agreed that they had confidence in the police in their local area, while 38.4% of respondents felt that Police were doing a good job in the local area. In Renfrewshire, the proportion of positive responses were closely aligned with or exceeded comparable national figures for the reporting period.

An analysis of recent public feedback from the 'Your Police' survey has identified several key concerns raised by members of Renfrewshire's communities. These include issues such as anti-social behaviour, youth disorder, traffic safety and speeding, as well as drug use and supply. Officers in Renfrewshire remain dedicated to responding to these concerns. We are committed to listening to the public and recognize the importance of enhancing community safety. Police in Renfrewshire continue to focus on increasing visibility, engaging with local residents, and tackling the issues that matter most to the community. We have been actively collaborating with local partners to address crime and improve safety across Renfrewshire.

The feedback from the survey has helped shape a set of preliminary action plans, which align with both local and national strategies. These plans will guide officers in implementing targeted prevention and problem-solving initiatives. Additionally, the 'You Said, We Did' approach will ensure that local officers can directly address the concerns raised by residents, making our response to the survey findings both meaningful and effective.

## LOCAL POLICING PRIORITY OUTCOMES – CASE STUDIES

### Joint Delivery of Safety Information for Bonfire Night

In the weeks leading up to Bonfire Night, Renfrewshire Police partnered with the Scottish Fire and Rescue Service (SFRS) to deliver safety information to local high schools. The campaign focused on fire safety, responsible use of fireworks, and the risks of anti-social behaviour. Trading Standards also supported the initiative, providing guidance on safety and consumer awareness. These efforts were highlighted in local media and across social media, ensuring the message reached a wide audience. This collaborative approach successfully engaged young people, helping to reduce the risks associated with the celebrations.

### Personal and Online Safety at UWS Paisley

Renfrewshire Police, in partnership with other organisations, hosted a session at the University of the West of Scotland (UWS) in Paisley on personal and online safety. The event, which also covered how to become a special constable, was well-received by students. The session focused on the dangers of online activity, particularly sextortion, and provided students with practical advice on staying safe in the digital world. The "Living Your Best Life Online" talk encouraged important discussions, helping students understand how to protect themselves online.

### International Overdose Awareness Day

On International Overdose Awareness Day (31st August), Renfrewshire Police worked with the Alcohol and Drug Partnership (ADP) to raise awareness about drug overdoses and reduce the stigma surrounding substance use. Officers engaged with the community at an awareness event, sharing resources on overdose prevention and support. The initiative was also promoted through social media, helping to educate a wide audience on the risks of overdose and the support available. The event facilitated open conversations, encouraging individuals to seek help without fear of judgement.

### Missing Persons and Care House Collaboration

Renfrewshire Police have strengthened their response to missing young people through regular meetings with care house staff. Every two weeks, the Missing Person Co-ordinator meets with staff to discuss training, procedures, and best practices. This collaboration has been extended to Kibble and local authority leads, ensuring a multi-agency approach to safeguarding vulnerable individuals. These sessions help improve the effectiveness of interventions and highlight the importance of strong partnerships in ensuring the safety and wellbeing of young people.

## FORTHCOMING INITIATIVES

### Sextortion Awareness in Schools

Police in Renfrewshire will continue delivering sextortion awareness sessions in secondary schools, building on previous success. These sessions are designed to educate students about the risks of online exploitation and how to stay safe. Sessions are scheduled in the coming months to ensure as many students as possible are made aware of the dangers of sextortion. The goal is to empower students to recognise online abuse, protect themselves, and report incidents safely.

### Social Media Awareness Campaign

In December and January, a targeted social media campaign will promote local services for drugs, alcohol, mental health, and suicide prevention. The campaign will highlight helplines, support groups, and resources available in Renfrewshire, making it easier for individuals to access help. It will also encourage public conversations about these key issues, aiming to reduce stigma and raise awareness of the mental health and addiction services available locally.