



**Renfrewshire**  
Council

---

**To: Leadership Board**

**On: 21 February 2024**

---

**Report by: Chief Executive**

---

**Heading: Community Planning – 6 Monthly Update**

---

## **1. Summary**

- 1.1 This report provides an overview of recent activity undertaken by the Community Planning Partnership in Renfrewshire. Six monthly update reports are currently provided to the Leadership Board, following a decision by Council in September 2022 to introduce minor changes to existing community planning governance and reporting arrangements. The last update was provided in September 2023.
- 1.2 The Community Planning Executive Group met on 22 January 2024 and considered updates in relation to:
- The 22/23 Annual Report for the Community Planning Partnership
  - A deep dive of child poverty in Renfrewshire
  - Consultation activities undertaken in relation to Local Partnerships over Winter 23 and;
  - A progress update on Renfrewshire's Employability Grants Programme.
- 1.3 The paper provides an update on these programmes of work and in particular sets out key achievements highlighted in the Annual Report 22/23.
- 

## **2. Recommendations**

- 2.1 It is recommended that members of the Leadership Board:
- Note the content of this report.
-

### 3. Background

- 3.1 This paper represents the regular 6 monthly update submitted to the Leadership Board for consideration on wider community partnership developments. The Partnership did not meet in December 2023, with the meeting rescheduled to 22 January 2024.
- 3.2 At the meeting, the main substantive area of business was the kick off discussion for a planned deep dive exercise on child poverty in Renfrewshire by partners. This had been prioritised during the refresh of the Community Plan (Local Outcomes Improvement Plan) in 2023 and following consideration of Renfrewshire's Local Child Poverty Action report in June 2023.
- 3.3 The Local Child Poverty Action Report highlighted that that the proportion of children in low-income families in Renfrewshire has been steadily rising since 2014/15. For 21/22, the percentage of children in relative low income, before housing costs in Renfrewshire is 20%, representing 5,960 children. The rate for Scotland is 20.8%. In 2020/21, the rate recorded for Renfrewshire was 14.9%, and for 2019/20 was 18% (2020/21 likely to be a dip due to COVID impact as previously reported to members).
- 3.4 Partners noted that all wards in Renfrewshire saw rises in the proportion of children in low-income families, with some wards more marked than others. There continues to be particularly high proportions of children in low-income families in both Paisley North West and Renfrew South and Gallowhill wards, with children living in relative low income rates at 31.5% and 36.8% respectively and a particularly sharp increase for the Renfrew South and Gallowhill ward.
- 3.5 Our Local Child Poverty Action report sets out the priority actions for partners in response during 23/24, and these are being progressed through the Fairer Renfrewshire Programme, with progress reported as a separate item on the board's agenda.

| Priority Actions for 2023/24 |                                                                                                                         |
|------------------------------|-------------------------------------------------------------------------------------------------------------------------|
| 1                            | Develop Fairer Renfrewshire Programme                                                                                   |
| 2                            | Carry out a 'deep dive' into local child poverty data, to inform future work                                            |
| 3                            | Develop and support Fairer Renfrewshire Lived Experience Panel to deliberate on and guide policy and practice           |
| 4                            | Expand opportunities for parents to enter, sustain and progress at work through the Parental Employability Support Fund |
| 5                            | Pilot models of dedicated advice provision for families with children                                                   |
| 6                            | Monitor the ongoing impacts of the Cost-of-Living Crisis, continuing to flexibly respond to emerging issues             |
| 7                            | Join up support for families within communities and across partners                                                     |

- 3.6 Despite the significant level of focus and resources that are deployed across partner agencies and services, the statistics indicate a number of very significant challenges in relation to child poverty locally. The Community Planning Partnership Executive Group agreed it would be important to think creatively about how they could work together and target resources potentially differently, particularly in light of the financial pressures that are being faced respectively across organisations and services.
- 3.7 At the meeting on 22 January, partners kicked off the start of the deep dive process, considering local data. A number of key issues were identified for exploration by the Partnership group. This included a discussion on what partners see within their local services in relation to the drivers of child poverty and levels of need, and considering whether we could do more to prioritise support for child poverty priority families.
- 3.8 Partners also discussed a range of opportunities to share information on what is happening within their services, and to support focused work within a particular community to explore some of the potential ways in which partners could work with low income families differently. Partners specifically committed to support a pilot deep dive exercise in Gallowhill which has commenced.
- 3.9 Officers from the Partnership and Inequalities Team are currently collating all feedback received with a follow up discussion planned at the next meeting in March 2024.
- 

#### **4. Annual Report 22/23**

- 4.1 At its rescheduled meeting on 22 January 2024, the Community Planning Partnership agreed a draft annual report for 2022/23, in line with the requirements of the Community Empowerment Act. The annual report describes the progress of the Partnership over 2022/23 and provides practical examples of how partners are working together to make a difference locally in terms of implementing our local Community Plan.
- 4.2 Renfrewshire's Community Plan 2017-2027 set out priorities to support the vision of "working together to make Renfrewshire a fairer, more inclusive place where all our people, communities and businesses thrive". The priorities are focused around four themes of Thriving, Well, Fair and Safe.
- 4.3 Following a Strategic Needs Assessment, a refreshed Community Plan was agreed in September 2022. The refreshed Plan provides a sharper focus on three areas where collaborative action can support delivery of the vision above by supporting low-income families, tackling health inequalities and addressing the climate emergency.
- 4.4 This Annual Report demonstrates the work being undertaken to deliver on these new areas of focus and shows how Renfrewshire continues to benefit from strong partnership arrangements that provide a collective approach to addressing the impacts of the cost-of-living crisis.

#### 4.5 In terms of key achievements highlighted within the report at Appendix 1:

##### **Supporting Low Income Families**

- Renfrewshire's Children's Services Partnership has received funding to build local capacity for transformational system change and to scale up and drive the delivery of holistic whole family support services. The Whole Family Wellbeing Fund (WFWF) will invest in prevention and early intervention initiatives that ensure that families are able to access the help they need, where and when they need it, avoiding the need for crisis intervention.
- Renfrewshire Council's employability service, Invest, has a team of Parental Employment Support Advisors who provide a holistic service to parents, recognising that parents have childcare and other needs that need to be managed for work to be a feasible option. The number of parents using the service has increased significantly from 92 in 2021/22 to 231 in 2022/23 and 158 parents from child poverty priority groups were supported into employment. Other target groups access support as well and 340 people were supported and sustained in work at six months through the Council's Employability Programme.
- The Healthier Wealthier Children service provided support for 539 different families involving benefits checks and applications, access to grants, and support with food, energy, and fuel, providing invaluable support for families in Renfrewshire. During 2022/23, 183 referrals were made, achieving a total of £531,782.62 in financial gains. This equates to an average of £2,905.91 in gains per family referred.
- The Winter Connections Programme funded 38 projects to provide free activities and hot drinks, snacks and food for parents and children at community venues and libraries throughout Renfrewshire over the winter period in 2022/23 benefitting around 1,800 people.
- The Fairer Renfrewshire Panel was established in 2022 to provide a forum to meaningfully engage with people who have direct experience of poverty. This group are working with Council colleagues to provide a better understanding of the needs of families living in poverty and in developing and implementing local child poverty priorities. One of the priorities for this year is to develop this work and gain more insights from the panel, involving more areas of the council.
- There are currently 118 trained Promise Keepers across Renfrewshire, with ambitious plans to grow this network in 2023/24. Promise Keepers are formally recruited and are responsible for acting as a champion for The Promise, ensuring that the recommendations and priorities remain at the forefront of discussions around service delivery and design

##### **Tackling Health Inequalities**

- The second year of Community Mental Health and Wellbeing funding opened in September 2022 and was again overseen by Engage Renfrewshire. Renfrewshire was allocated £504,837 to be distributed to third sector organisations and community groups
- The Scottish Recovery Consortium (SRC), working in partnership with colleagues in CIRCLE, delivered a programme of events and activities throughout 2022, such as Barshaw Park Gala Day, Blend Event, Live it Up in Linwood, Connected and Caring

Carnival, the Art of Recovery Festival, and the Recovery Walk Scotland, which took place in Paisley on 24 September 2022 during Scotland's celebration of International Recovery. The Programme is joint funded by the Alcohol and Drugs Partnership (ADP) and the Alcohol and Drugs Change Programme.

- A working group oversees actions to develop a trauma informed and responsive workforce across Renfrewshire, and to support the recovery of people with experience of trauma and to resist re-traumatisation and traumatisation of people through responsive actions and prevention processes. The group involves representatives from across Council service areas as well as partners from the HSCP and the intention is to widen out the programme across the community planning partnership. Actions include a commitment from senior leaders to undertake Scottish Trauma Informed Leaders Training and a review of the current training and development offer at a national and local level.

### **Addressing the climate emergency**

- Renfrewshire's Plan for Net Zero was published in August 2022, and will support the creation of quality green jobs through working with regional partners to attract investment. To provide every person with the opportunity to reskill and upskill to participate in a just transition to net zero, work with colleges, schools, universities, local training providers, apprenticeships and staff training will ensure that courses and training opportunities exist for the jobs that will be created. Major infrastructure projects will link with skills transition and local employment opportunities to identify skills gaps, shortages, and requirements ahead of time.
- The Community Climate Fund aims to encourage participation and raise awareness of the climate emergency within communities, with initiatives being designed and delivered by residents but supported by the Council. In June 2022 funding of £49,132.42 was awarded to support 18 community projects to develop localised, green community initiatives which are tailored to the needs of individual communities.
- Renfrewshire Council's #YouDecide project is a £1.2 million participatory budgeting process where local people can put forward ideas for infrastructure projects across Renfrewshire. As part of this, a number of projects were suggested by local communities which focus on local spaces and nature that support health and wellbeing, with 4,800 votes received across the area.

4.6 It's recognised that the annual report has historically been produced and agreed 6-9 months after the year end and it is therefore proposed that going forward the Community Planning Partnership will aim to consider and publish its annual report within 6 months of the financial year end. The next report for 23/24 would therefore be due around September/October 2024.

4.7 As reported to Leadership Board in September 2023, a draft performance framework has been developed which will support ongoing monitoring and evaluation of performance and impact. The framework sets out some of the high-level activities that will be progressed by partners in relation to the three agreed areas of focus. Initial performance measures have been included and partners are also considering developing new measures, which may include an annual partnership survey to assess quality of life / wellbeing measures, and

newer priority areas where qualitative information does not exist, such as in relation to climate change.

- 4.8 An additional subset of indicators will be monitored across broad areas of partnership activity and reported annually to ensure that partners are able to effectively horizon scan and identify and discuss emerging issues and priorities.
- 4.9 The CPP Executive Group will review progress and impact against one theme each quarter, with the fourth meeting of the year being dedicated to the annual horizon scan. A formal review of the draft performance framework will be undertaken in March 2024.

---

## **5 Wider items under consideration by the Community Planning Partnership Executive Group**

- 5.1 The Community Planning Partnership Executive Group also considered the findings from the recent consultation exercise that has been conducted to inform the next phase of the development of Local Partnerships in Renfrewshire. Partners were asked to note findings in relation to the role that partners could play in support the priorities of Local Partnerships going forward and to consider opportunities to strengthen engagement going forward. A detailed report on Local Partnerships has been included as a separate item for board members to consider.
- 5.2 Finally partners considered an update report on the Renfrewshire Employability Grants Programme from lead officers representing the Local Employability Partnership. Partners discussed the key achievements and noted priorities for future development.

---

## **6 Next steps**

- 6.1 The next scheduled update to members will be provided in September 2024.

---

## **Implications of the Report**

1. **Financial** – none
2. **HR & Organisational Development** – none
3. **Community/Council Planning** – as outlined within the content of the report.
4. **Legal** - none
5. **Property/Assets** - none
6. **Information Technology** - none
7. **Equality and Human Rights** –
8. **Health and Safety** - none

9. **Procurement** – none
10. **Risk** – none
11. **Privacy Impact** – none
12. **COSLA Policy Position** – none
13. **Climate Risk** – none

**Author:** Laura McIntyre, Head of Policy and Partnerships








# Renfrewshire Community Planning Partnership Annual Report

2022/2023

#ourRenfrewshire



## Executive Summary

- Renfrewshire’s Community Plan 2017-2027 set out priorities to support the vision of “working together to make Renfrewshire a fairer, more inclusive place where all our people, communities and businesses thrive”. The priorities are focused around four themes of Thriving, Well, Fair and Safe.
  - Following a Strategic Needs Assessment, a refreshed Community Plan was agreed in September 2022. The refreshed Plan provides a sharper focus on three areas where collaborative action can support delivery of the vision above by supporting low-income families, tackling health inequalities and addressing the climate emergency.
  - This Annual Report demonstrates the work being undertaken to deliver on these new areas of focus and shows how Renfrewshire continues to benefit from strong partnership arrangements that provide a collective approach to addressing the impacts of the cost-of-living crisis.
- 



## Community Plan Areas of Focus 2022-2027

01

Supporting low-income families

02


Tackling health inequalities

03

Addressing the climate emergency



## How we report progress – new performance framework

- A draft performance framework has been developed which will support ongoing monitoring and evaluation of performance and impact. The framework sets out some of the high-level activities that will be progressed by partners in relation to the three agreed areas of focus. Initial performance measures have been included and partners are also considering developing new measures, which may include an annual partnership survey to assess quality of life / wellbeing measures, and newer priority areas where qualitative information does not exist, such as in relation to climate change.
  - An additional subset of indicators will be monitored across broad areas of partnership activity and reported annually to ensure that partners are able to effectively horizon scan and identify and discuss emerging issues and priorities.
  - The CPP Executive Group will review progress and impact against one theme each quarter, with the fourth meeting of the year being dedicated to the annual horizon scan. A formal review of the draft performance framework will be undertaken in March 2024.
- 

# Supporting low-income families : Action Areas

01

Provide opportunities and support to parents to enter, sustain and progress at work

02

Join up support for families within communities and across partners

03

Provide support that allows families to live dignified lives and respond to the cost of living crisis

04

Work together to support children and young people at risk of trauma and harm

## Supporting low-income families – provide opportunities and support to parents to enter, sustain and progress at work

### Renfrewshire Local Employability Partnership

The Local Employability Partnership provides strategic direction and in 2022 introduced a new commissioning process to identify and fill gaps in services which compliment Invest, Skills Development Scotland and DWP provision.

In the first year of commissioning, 79 low-income parents were amongst hundreds of residents benefitting from this new process including courses in construction, security, care, LGV driving, self-employment support and courses improving confidence and self-esteem. This involved a wide range of delivery partners including West College Scotland, Barnardo's, Streetleague and Enable.



## Supporting low-income families – provide opportunities and support to parents to enter, sustain and progress at work

### Invest in Renfrewshire

Renfrewshire Council's employability service, Invest, has a team of Parental Employment Support Advisors who provide a holistic service to parents, recognising that parents have childcare and other needs that need to be managed for work to be a feasible option.

The number of parents using the service has increased significantly from 92 in 2021/22 to 231 in 2022/23 and 158 parents from child poverty priority groups were supported into employment.

Other target groups access support as well and 340 people were supported and sustained in work at six months through the Council's Employability Programme.

**At February 2023, the unemployment rate in Renfrewshire had dropped to 3.1%, lower than the Scottish rate of 3.2%.**

Employability services work hand in hand with a wide range of partners, including community organisations, to build referral pathways for parents thinking about returning to work, or for those in work who are on a low income and want to increase their earning potential. This includes working closely with schools and nurseries, Renfrewshire Health and Social Care Partnership, and housing and community projects to identify and engage with families at a venue suitable to them. Outreach employment advice and guidance was established in community venues and hubs such as Station 7 in Johnstone, Tannahill Centre and Bargarran Community Centre Erskine.

## Supporting low-income families – join up support for families within communities

The multi-agency Renfrewshire's Children's Partnership has received funding to build local capacity to scale up and drive the delivery of holistic whole family support services.

The Whole Family Wellbeing Fund (WFWF) will invest in prevention and early intervention initiatives that ensure that families are able to access the help they need, where and when they need it, avoiding the need for crisis intervention. Community organisations have applied for funding for grassroots projects, for scaling up implementation of evidenced based parenting support or for projects focusing on step change.

Projects will initially run from September 2023 to June 2024. A WFWF Community of Practice will be set up for the successful bidders to be able to share ideas throughout the lifespan of the fund.





## Supporting low-income families – join up support for families within communities

“Multiply” is a new programme funded by the UK Government’s Shared Prosperity Fund (UKSPF). It aims to deliver a programme of activities and learning to support adults aged 19+ to increase their confidence in using numbers and to improve maths skills in everyday life, from helping with children's homework to getting to grips with weights, measures, and temperatures in the kitchen.

The programme is managed by Renfrewshire Council and overseen by the Renfrewshire Local Employability Partnership.

Delivery started in January 2023 and by the end of March 2023, 11 pilot community-based numeracy/maths learning activities ran with 72 participants.

Activities and support are currently on offer from KLAS Care, Recovery Across Mental Health (RAMH), Renfrewshire Citizens Advice Bureau, Renfrewshire Affordable Credit Alliance (RACA), Values into Action Scotland, West College Scotland and Renfrewshire Council’s Adult and Family learning team.



## Supporting low-income families – provide support that allows families to live dignified lives and respond to the cost-of-living crisis

The **Healthier Wealthier Children** service provided support for 539 different cases involving benefits checks and applications, access to grants, and support with food, energy, and fuel, providing invaluable support for families in Renfrewshire.

**During 2022/23, 183 referrals were made, achieving a total of £531,782.62 in financial gains. This equates to an average of £2,905.91 in gains per family referred.**

- From January 2023 to March 2023 Health Visiting Teams made 222 referrals for the Financial Insecurity Winter Payment totalling £33,300 which was paid directly to families in need.
- There was an increase in referrals to the Healthier Wealthier Children (HWC) programme from families from ethnic minority backgrounds. The number of HWC referrals from families from ethnic minority backgrounds has almost doubled from 11 in 2021/22 to 20 in 2022/23.
- In 2023 there was a refresh of the Healthier Wealthier Children Pathway for Renfrewshire and early years, and pregnancy and maternity resources were under development during March 2023 to support staff when engaging with families around the cost of living.
- Staff were also signposted to resources, designed as learning tools, to help them routinely enquire with all families about money worries across Renfrewshire.

Renfrewshire Affordable Credit Alliance (RACA) provides training to help third sector organisations support people around affordable credit options. The Affordable Credit Officer delivered 40 information sharing sessions to a total of 671 people and has formed a new network where sharing of information around money, credit and illegal moneylending is encouraged.



## Supporting low-income families – provide support that allows families to live dignified lives and respond to the cost-of-living crisis

The **Winter Connections Programme** funded 38 projects to provide free activities and hot drinks, snacks and food for parents and children at community venues and libraries throughout Renfrewshire over the winter period in 2022/23 benefitting around 1,800 people.

Funding provided by Scottish Government and Renfrewshire Council created an energetic **Summer of Fun** in 2022. A range of multi-sport, arts and crafts, drumming, dance etc. activities were delivered throughout the summer holidays (including the provision of a healthy meal) by Community Learning and Development and partners including Street Stuff with almost 1,000 young people benefiting.



Open to all  
Warm welcome  
guaranteed

Winter  
Connections



## Fairer Renfrewshire Programme

In May 2022 the **Fairer Renfrewshire Sub-Committee** was established to provide oversight of the Fairer Renfrewshire Programme. This work focuses on tackling poverty and inequality in Renfrewshire looking at financial insecurity and the cost-of-living crisis, food and fuel insecurity and the Council's response to the Alcohol and Drug Commission report. An evaluation of the projects within the Council's Tackling Poverty Programme was carried out in 2022 to inform the shape of the programme.

The **Fairer Renfrewshire Panel** was established in 2022 to provide a forum to meaningfully engage with people who have direct experience of poverty. This group are working with Council colleagues to provide a better understanding of the needs of families living in poverty and in developing and implementing local child poverty priorities. One of the priorities for this year is to develop this work and gain more insights from the panel, involving more areas of the council.

Renfrewshire's [Local Child Poverty Action Report](#) for 2022/23 Areas for development include:

- Carry out a 'deep dive' into local child-poverty data to inform future work.
- Develop and support the Fairer Renfrewshire Lived Experience Panel to deliberate on and guide policy and practice.
- Expand opportunities for parents to enter, sustain, and progress at work through the Parental Employability Support Fund.
- Pilot models of dedicated advice provision for families with children.



### Local Child Poverty Action Report Renfrewshire 2022/23

[www.renfrewshire.gov.uk](http://www.renfrewshire.gov.uk)



# Supporting low-income families – work together to support children and young people at risk of trauma and harm

## The Promise

There are currently 118 trained **Promise Keepers** across Renfrewshire, with ambitious plans to grow this network in 2023/24. Promise Keepers are formally recruited and are responsible for acting as a champion for The Promise, ensuring that the recommendations and priorities remain at the forefront of discussions around service delivery and design. There are also several funded initiatives currently in place to provide whole family support as well as retaining our Promise Ambassador whose role is to help Renfrewshire and its planning partners to make changes which reflect what is important to Care Experienced children, young people, and families.



## Trauma Informed and Responsive Renfrewshire

A working group oversees actions to develop a trauma informed and responsive workforce across Renfrewshire, and to support the recovery of people with experience of trauma and to resist re-traumatisation and traumatisation of people through responsive actions and prevention processes. The group involves representatives from across Council service areas as well as partners from the HSCP and the intention is to widen out the programme across the community planning partnership. Actions include a commitment from senior leaders to undertake Scottish Trauma Informed Leaders Training and a review of the current training and development offer at a national and local level.

# Supporting low-income families – work together to support children and young people at risk of trauma and harm



Ren10, our multi-agency family service for mental health support, is playing a key part in helping those in need access the right level of support at the right time. Key activity has included the development of non-violent resistance approaches, inter-agency training and the creation of digital supports. The network/platform is open and accessible to all in need and helps bridge the gap between universal services that deal broadly with wellbeing and the specialist support for severe mental health conditions.

During its first year, the service supported over 1,000 children and young people, including 125 who were care experienced.



The **Mental Health in Schools Whole Service Initiative** group works in collaboration with a range of local partners (Health and Wellbeing Development Officer, Mental Health Action Group, Home Link, CAMHS, Social Work, Attainment Advisor, Exchange Counselling Service) and national bodies to develop or support the development of approaches to improve the mental health and wellbeing of children and young people in Renfrewshire.

# Tackling health inequalities: Action Areas

01

Tackle the barriers to work for people with disabilities and health conditions

02

Provide a network of community mental health and wellbeing supports

03

Reduce the impact of alcohol and drugs and support recovery

04

Make sure people can live safely and independently at home and in the community

## Tackling Health Inequalities – Tackle the barriers to work for people with disabilities and health conditions

10 young people benefitted from our **DFN Project Search programme**, which Renfrewshire Council delivers in partnership with Glasgow Clyde College.

This one-year transition to work programme for young adults with a learning disability or autism spectrum conditions, or both provides participants with vital employability support, allowing them to achieve college qualifications and vocational certification, as well as completing up to 600 hours of work experience across three separate role rotations.

8 of the interns graduated from the programme, with 2 progressing into sustainable work. The other graduates are still receiving aftercare support to find appropriate employment.

To encourage and support employers to recruit people with disabilities/long term conditions, our client-led **Supported Employment Recruitment Incentive (SE-RI)** supported 10 Renfrewshire residents to gain fixed-term employment with local businesses. Invest continues to support both the clients and businesses with the aim to sustain long-term employment for the individual.





# Tackling Health Inequalities – Tackle the barriers to work for people with disabilities and health conditions

The **Renfrewshire Local Employability Partnership** subgroup on Health Conditions and Recovery, chaired by the HSCP, commissioned Enable, Values into Action Scotland (VIAS) and West College Scotland to provide supported employment provision offering 98 opportunities.

Paisley Job Centre received the **National Autistic Society Autism Accreditation** which ensures the buildings are designed and staff trained to enable them to effectively meet the accessibility and service needs of autistic customers. The Department of Work and Pensions (DWP) have also worked with Disability Confident employers to upskill them on Autism awareness and making the recruitment process more accessible to them.



Establishing and growing the **Renfrewshire Integration Network (IN-Ren)** is a key focus for Engage Renfrewshire. A Race Equality Toolkit and training has been developed which aims to support employers and practitioners in Renfrewshire to better understand the barriers faced by ethnically diverse communities when accessing services and employment. The toolkit contains critical strategies, information and resources that practitioners can use to support conversations and combat discrimination and exclusion based on race. For more information please see: <https://inrequality.org/>

## Tackling Health Inequalities – provide a network of community mental health and wellbeing supports

The second year of **Community Mental Health and Wellbeing** funding opened in September 2022 and was again overseen by Engage Renfrewshire. Renfrewshire was allocated £504,837 to be distributed to third sector organisations and community groups.

Engage Renfrewshire received 90 applications, a 26% increase from year 1, which totalled £1.7 million in requested funding. The funding panel were supported in their decision making by an anonymous public survey which asked Renfrewshire residents to rank what type of activities they would most likely attend as well as identifying potential barriers to participation.

At the end of 2022, 59 awards were made ranging from £600 to £34,000. All funds were distributed by the end of March 2023 and funded activity will continue to the end of the 2023.

**RENFREWSHIRE**



**COMMUNITY  
MENTAL HEALTH &  
WELLBEING FUND**

## Tackling Health Inequalities – provide a network of community mental health and wellbeing supports

Renfrewshire Community Wellbeing Network, led by Engage Renfrewshire and Renfrewshire HSCP, brought together three existing mental health/wellbeing focused groups to create one network that will operate in partnership with Renfrewshire Council, OneRen & HSCP colleagues. The first Network meeting had 47 attendees, and a newsletter is now being dispatched to 100+ recipients covering important updates, mental health related research, funding opportunities and training offers. The network will look at improving mental health outcomes through community work that takes a preventative or early-interventionist approach.

Large scale events are planned to coincide with Loneliness Awareness Week and the Scottish Mental Health Arts Festival. See here for a short video on the recent Renfrewshire Community Wellbeing Network Development Day.



# Tackling Health Inequalities – reduce the impact of alcohol and drugs and support recovery

## Independent Chair – Renfrewshire Alcohol and Drug Partnership (ADP)

Recent times has seen significant changes in the alcohol and drug landscape through the Scottish Government’s new National Mission on Drugs, the work of the Drug Deaths Taskforce, the additional investment of Scottish Government, as well as the impact of the Covid-19 pandemic.

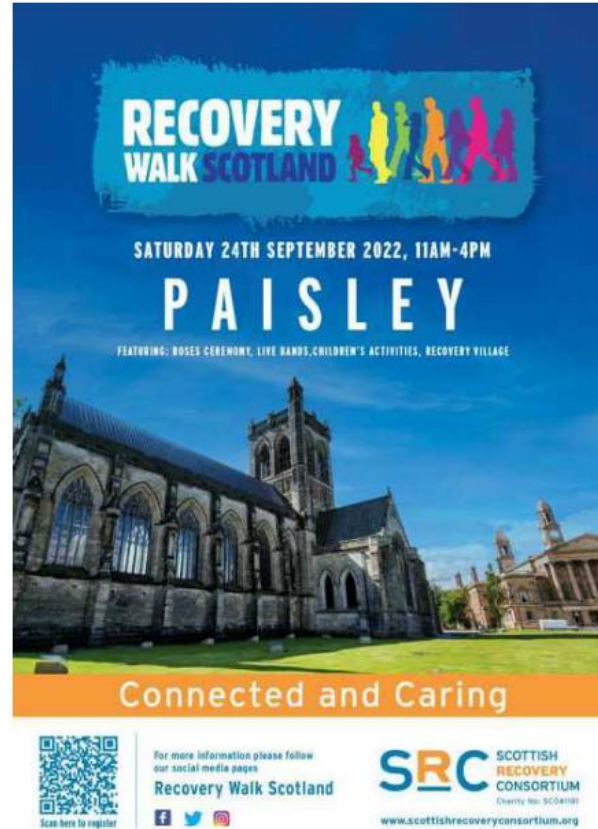
Renfrewshire ADP recognised that it would benefit from an independent review of their role and function. As a result of the review members agreed to move forward utilising an ‘independent chair’ model. This led to the appointment of the ADP’s first independent chair – John Goldie.



# Tackling Health Inequalities – reduce the impact of alcohol and drugs and support recovery

## Connected and Caring Renfrewshire

The Scottish Recovery Consortium (SRC), working in partnership with colleagues in CIRCLE, delivered a programme of events and activities throughout 2022, such as Barshaw Park Gala Day, Blend Event, Live it Up in Linwood, Connected and Caring Carnival, the Art of Recovery Festival, and the Recovery Walk Scotland, which took place in Paisley on 24 September 2022 during Scotland’s celebration of International Recovery. The Programme is joint funded by the Alcohol and Drugs Partnership (ADP) and the Alcohol and Drugs Change Programme.



## Tackling Health Inequalities – reduce the impact of alcohol and drugs and support recovery

Alcohol, Drugs and Mental Health Recovery Hub, CIRCLE (Continuing in Recovery Changes Lives Entirely) was officially launched in November 2022 and has received over 200 referrals since the launch. The hub provides enhanced support to local people on a recovery journey from issues relating to mental health and drug or alcohol addiction.

Renfrewshire Community Mental Health Team staff have now been trained to supply Naloxone, targeting those not open to alcohol and drug services. The aspiration is to normalise the use of Naloxone through awareness raising via a training calendar, community pop up information stands, and increasing accessibility of information relating to Naloxone specific to Renfrewshire. The Delivery Group has been key in the roll out of community campaigns, including Overdose Awareness Day, and Connected and Caring at Christmas.

There were at least 612 community supplies of Naloxone kits in Renfrewshire in 22/23. In the past year, 12 training sessions on Naloxone and Overdose Awareness were delivered to 108 participants as part of the ADP Naloxone training calendar.

The Renfrewshire Lived Experience Forum held its first meeting in December 2022 and continues to meet monthly. Members of the community with lived and living experience of alcohol & drug use, for either themselves or a family member, are invited to learn more about how they can influence change in Renfrewshire. The purpose of the group is to give members the opportunity to share their views and experiences to ensure that the voice of people with lived and living experience is embedded in the ADP decision making process and the delivery of services.

MyLifeAhead is a housing-led project providing holistic wraparound support, using many of the elements of Housing First approach. The project offers supports to households in Renfrewshire, regardless of tenure, whose life is being affected by alcohol/drugs, and builds on the concept that in order to have good health, you need to have a good, settled home.

## Tackling Health Inequalities – make sure people can live safely and independently at home and in the community

In 2022 a mobile support unit was launched in Renfrewshire to reduce drug-related deaths and harm in the area. The Harm Reduction Response Team (HaRRT) was set up to engage with people affected by drug and alcohol use and to support people who are not yet accessing treatment and care services. HaRRT provides a safe and confidential environment within the community and will help signpost users to treatment programmes that can assist with addiction issues. The service has been a valuable addition to Renfrewshire Council's Community Safety Partnership Hub.

Launching in early summer 2022, around 153 clients were supported by the service throughout 2022. Joint working arrangements have been established with the Scottish Ambulance Service (SAS), A&E contacts, GPs, Community Safety, Homelessness Services, Police Scotland and Mental Health colleagues. The Service aims to respond within 24 hours of receiving a notification. The service is aimed at targeting individuals presently not known to ADRS, and its agility allows it to respond to the needs of those at the highest risk.



The FIRST Crisis - Alcohol and Drugs project extends the current out of hours crisis support service provided by Recovery Across Mental Health (RAMH) to include support in relation to alcohol and drugs. This Test of Change service operates between 9am-8pm Monday-Friday and 9-5pm Saturday/Sunday and public holidays, predominantly through telephone support.

Launching in April 2022, 171 clients were supported by the service throughout 2022.

# Tackling Health Inequalities – make sure people can live safely and independently at home and in the community

## Medication Assisted Treatment Standards

Medication Assisted Treatment (MAT) standards refers to the use of medication, such as opioids, together with psychological and social support, in the treatment and care of individuals who experience problems with their drug use. The MAT standards aim to improve access, choice and care for people affected by problematic substance use across Scotland, with ADPs taking the lead role in supporting their delivery. Each MAT standard is benchmarked against evidence of its attainment; numerically (e.g. number of people coming into the service, time from first presentation to being assessed), via process evidence (e.g. standard operating procedures that facilitate same-day prescribing, flowchart guiding the service response to a non-fatal overdose) and by experiential data (the lived experiences of people accessing services, their families and people working in services).

## Renfrewshire ADP was ranked joint second nationally on progress for the year 22/23 across Standards 1-5

([Scottish Government Benchmarking Report, 2023](#)) with Renfrewshire's experiential programme being recognised as an example of good practice. This year the focus is on attaining all ten standards and embedding a process of service improvement, informed by the lived experience of people accessing services, within the culture of the ADP.



# Addressing the climate emergency: Action Areas

01

Create good, green jobs and a green skills pipeline everyone can access

02

Make sure there are local spaces and nature that support health and wellbeing

03

Deliver a 'just transition' towards net zero with fairness at its core

04

Develop adaptations to climate impacts for vulnerable people

# Addressing the Climate Emergency – create good, green jobs and a green skills pipeline everyone can access



[Renfrewshire's Plan for Net Zero](#) was published in August 2022, and will support the creation of quality green jobs through working with regional partners to attract investment. To provide every person with the opportunity to reskill and upskill to participate in a just transition to net zero, work with colleges, schools, universities, local training providers, apprenticeships and staff training will ensure that courses and training opportunities exist for the jobs that will be created. Major infrastructure projects will link with skills transition and local employment opportunities to identify skills gaps, shortages, and requirements ahead of time.

A Green Economy Officer started in January 2022 to promote sustainable economic growth and support businesses to achieve net zero. The **Net Zero Business Grant** was launched in May 2022 and offers local Small and Medium Enterprises (SMEs) in Renfrewshire funding of up to £10,000 to cover up to 50% of eligible costs to allow them to make changes to their business premises and operations to reduce their carbon footprint.

There is regular engagement with local businesses and third sector organisations through Renfrewshire Chamber of Commerce, Federation of Small Business, Business Gateway, Invest in Renfrewshire, Engage Renfrewshire and Scottish Enterprise to raise awareness of the Net Zero Agenda.



## Addressing the Climate Emergency – make sure there are local spaces and nature that support health and wellbeing

Renfrewshire's Plan for Net Zero will provide infrastructure that encourages walking, cycling or wheeling and will support nature locally by greening outdoor spaces and buildings, as well as installation of bird feeders, hedgehog houses and insect hotels in public spaces to ensure everyone can enjoy and access nature.

The creation of 8 new wildlife-friendly environments in 2022 contributes to a total of 33 new biodiversity areas over the next 3 years.

The first 8 areas are in Linwood, Erskine, Johnstone, Inchinnan, Lochwinnoch and Paisley and include roadside wildflower corridors, wildflower areas and new native tree planting.

The Community Mental Health and Wellbeing Fund supported several green projects including Pachedu's growing space at Sherwood Greenlaw church, Paterson Park Allotments in Renfrew, and Friends of Barshaw Park in Paisley. Open Aye CIC also received funding to further their Green Renfrewshire Picture Map Project which worked with new Scots to photograph and document the green spaces of Renfrewshire to raise awareness of existing local resources.



## Addressing the Climate Emergency – make sure there are local spaces and nature that support health and wellbeing

The **Community Climate Fund** aims to encourage participation and raise awareness of the climate emergency within communities, with initiatives being designed and delivered by residents but supported by the Council. In June 2022 funding of £49,132.42 was awarded to support 18 community projects to develop localised, green community initiatives which are tailored to the needs of individual communities.

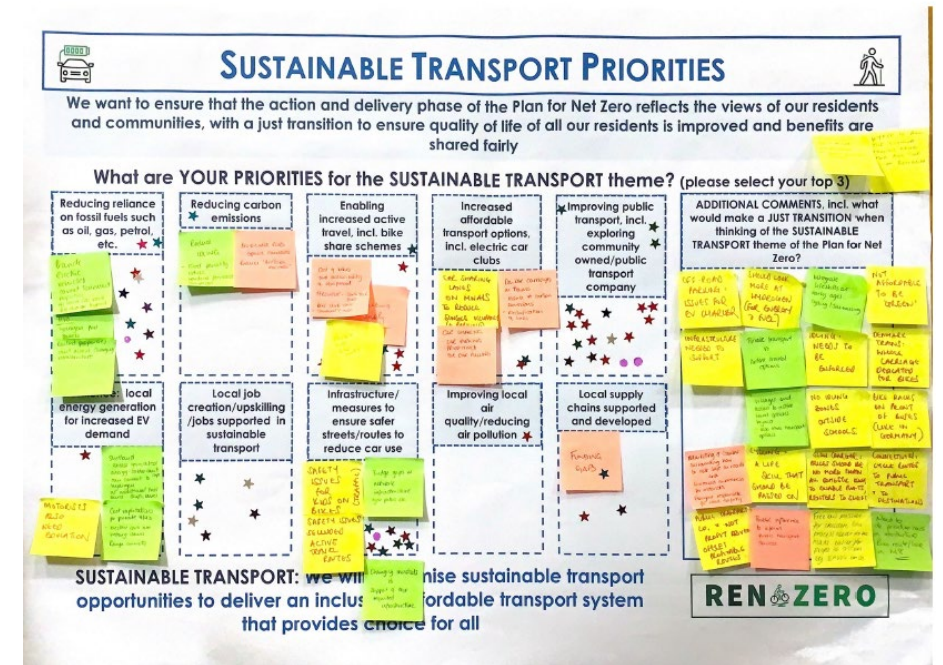
Renfrewshire Council's [#YouDecide project](#) is a £1.2 million participatory budgeting process where local people can put forward ideas for infrastructure projects across Renfrewshire. As part of this, a number of projects were suggested by local communities which focus on local spaces and nature that support health and wellbeing, with 4,800 votes received across the area.



# Addressing the Climate Emergency – deliver a ‘just transition’ towards net zero with fairness at its core

A Community Climate Conversation event was held in June 2023 attended by 36 community members. Participants were asked to discuss their priorities under each of the 5 themes of the Plan for Net Zero, challenges and issues faced locally and projects they would like to see implemented in their local area. There was an option to provide information online for those who were unable to attend in person. The responses were collated and were taken to external stakeholders, such as Scottish Power, SEPA, Scottish Water, Scottish Gas and Transport Scotland to consider how initiatives that meet community priorities can be delivered.

Renfrewshire’s Plan for Net Zero also sets out priority areas for supporting communities to reduce waste through facilitating initiatives such as community fridges; pre-loved school uniforms; tool share stations; and mending and repair skill-sharing work as well as working with local partners to expand existing models of sharing libraries and repair cafés and workshops. It will also work with communities to identify opportunities for land and assets within their local area to develop local projects which benefit those who live there, e.g. community energy opportunities, food growing, wild flowering and tree planting, flood resilience.



## Addressing the Climate Emergency – develop adaptations to climate impacts for vulnerable people

Renfrewshire’s Net Zero Network is an informal group of community planning partners who will collaborate, support, and share best practice related to climate action and identify shared areas of focus and potential opportunities for partnership working.

Key priority areas supporting adaptations to climate impacts for vulnerable people include:

- Signposting to grant funding and support in advance of change
- Working with partners and local organisations to launch a one-stop information service which links and signposts to support and advice across all areas of the Plan for Net Zero and address the cost-of-living crisis
- Improving air quality: through a reduction in emissions from energy, transport and industry, alongside increased greening of the local environment
- Proactive measures: adopt an early warning system to prepare for extreme weather events such as heatwaves and flooding; identify “grey” and “nature-based” flood protection measures; put in place local emergency response plans; and undertake a climate risk register of all public assets to ensure all our infrastructure and buildings, including historic buildings are resilient to the impacts of climate change

# Performance Framework Actions and Indicators





[#ourRenfrewshire](#)

# Core Indicators

[#ourRenfrewshire](#)







# Core Indicators

| Indicator                                                                     | 21/22   | 22/23              | Target    | Direction of travel | Current Status                                                                        | Explanation of performance                                                                                                                                                                                                                                          |
|-------------------------------------------------------------------------------|---------|--------------------|-----------|---------------------|---------------------------------------------------------------------------------------|---------------------------------------------------------------------------------------------------------------------------------------------------------------------------------------------------------------------------------------------------------------------|
| Renfrewshire Claimant Count                                                   | 4,130   | 3,825              | Data only | ↑                   |    | Claimant rate currently 3.1%, compared to 3% in Scotland, and 3.7% in the UK. Figures for March 2022 and March 2023.                                                                                                                                                |
| Percentage of Renfrewshire population working age (16-64)                     | 76.2%   | Data not available | Data only | ↑                   |    | This is a national dataset and population estimates for 2022/23 are not yet available.<br><br>Source: <a href="#">Nomis</a>                                                                                                                                         |
| Gross Value Added (GVA) per capita                                            | £22,002 | Data not available | Data only | ↑                   |    | This is an LGBF indicator and data for 2022/23 will be available in March 2024.<br><br>2020/21 figure reported as £21,294                                                                                                                                           |
| Number of new business startups in Renfrewshire with Business Gateway support | 272     | 206                | 320       | ↑                   |  | There has been an 80% increase in the number of businesses started with Business Gateway support compared to the corresponding period (Qrt2) last year.<br><br>Work is ongoing to encourage those interested in starting their own business to take the final step. |


# Core Indicators

| Indicator                                                                                     | 21/22  | 22/23               | Target    | Direction of travel | Current Status | Explanation of performance                                                                                                                                                                                                                                                                                                                                                                                                                                                                                                                                                       |
|-----------------------------------------------------------------------------------------------|--------|---------------------|-----------|---------------------|----------------|----------------------------------------------------------------------------------------------------------------------------------------------------------------------------------------------------------------------------------------------------------------------------------------------------------------------------------------------------------------------------------------------------------------------------------------------------------------------------------------------------------------------------------------------------------------------------------|
| Total CO2 emissions (tonnes) from public buildings                                            | 12,985 | 13,028              | 24,885    | ↓                   | ✅              | Source: Renfrewshire Council                                                                                                                                                                                                                                                                                                                                                                                                                                                                                                                                                     |
| % of School leavers in a positive destination                                                 | 91.8   | Data not available  | 95        | ↓                   | ⚠️             | Source: Scottish Government follow up leaver destinations statistics<br><a href="https://www.gov.scot/publications/summary-statistics-follow-up-leaver-destinations-no-5-2023-edition/documents/">https://www.gov.scot/publications/summary-statistics-follow-up-leaver-destinations-no-5-2023-edition/documents/</a>                                                                                                                                                                                                                                                            |
| % of Procurement spend on Local SMEs                                                          | 18.87  | Data not available* | 23        | ↓                   | 🔴              | * This is an LGBF indicator and data for 2022/23 will be available in March 2024.<br><br>In the period 2021-2022 Renfrewshire Council recorded direct spend of £36.5 million with businesses based directly in Renfrewshire. This accounted for 18.8% of our total spend. A further 26.5% of our spend was with businesses located in bordering local authorities (Glasgow, Inverclyde, North Ayrshire, East Renfrewshire and West Dunbartonshire), therefore 45% of the council's total spend of approx. £196m is spent within Renfrewshire and our neighbouring council areas. |
| Emergency hospital admissions as a result of an unintentional injury, adults aged 15 and over | 1595   | Data not available  | Data only | ↑                   | 📊              | Source: Public Health Scotland                                                                                                                                                                                                                                                                                                                                                                                                                                                                                                                                                   |






# Core Indicators

| Indicator                                                                                   | 21/22   | 22/23              | Target    | Direction of travel | Current Status                                                                        | Explanation of performance                                                                                                                              |
|---------------------------------------------------------------------------------------------|---------|--------------------|-----------|---------------------|---------------------------------------------------------------------------------------|---------------------------------------------------------------------------------------------------------------------------------------------------------|
| Number of unscheduled hospital bed days (acute specialities)                                | 129,987 | 125,176            | Data only | ↑                   |    | <a href="#">Annual Performance Report 20 22-23.pdf (hscp.scot)</a>                                                                                      |
| A&E attendances (18+)                                                                       | 40,601  | 38,884             | Data only | ↓                   |    | <a href="#">Annual Performance Report 20 22-23.pdf (hscp.scot)</a>                                                                                      |
| Number of acute bed days lost to delayed discharges                                         | 9,117   | 7,006              | Data only | ↓                   |    | This indicator has improved significantly with the number of bed days lost reduced by over 2,000.<br><br>Source: <a href="#">Public Health Scotland</a> |
| The gap between minimum and maximum male life expectancy in the communities of Renfrewshire | 18.97   | Data not available | Data only | ↑                   |  | Source: ScotPHO /NRS                                                                                                                                    |

# Core Indicators

| Indicator                                                                                                                                                                                  | 21/22              | 22/23              | Target    | Direction of travel                                                                   | Current Status                                                                        | Explanation of performance                                                                                                                                                                                                                      |
|--------------------------------------------------------------------------------------------------------------------------------------------------------------------------------------------|--------------------|--------------------|-----------|---------------------------------------------------------------------------------------|---------------------------------------------------------------------------------------|-------------------------------------------------------------------------------------------------------------------------------------------------------------------------------------------------------------------------------------------------|
| % of people who describe their general health as good or very good over the last year                                                                                                      | Data not available | Data not available | Data only |    |    | The survey usually takes place every three years, however due to the pandemic it was postponed. The latest report is due to be published imminently with the Renfrewshire report due in Spring 2024.                                            |
| Percentage Point Gap in % Pupils Achieving Expected Level for their stage in Literacy between pupils living in 30% Most Deprived areas and those living in 70% Least Deprived Areas (SIMD) | 15.4               | 16                 | 10        |    |    | The percentage point gap between the attainment in literacy of pupils living in the most and least deprived areas has increased to 16 percentage points, in comparison to 15.4 percentage points in 2021/22<br><br>Source: SQA Insight website. |
| Percentage Point Gap in % Pupils Achieving Expected Level for their stage in Numeracy between pupils living in 30% Most Deprived areas and those living in 70% Least Deprived Areas (SIMD) | 13.4               | 11                 | 9         |   |   | The percentage point gap between the attainment in numeracy of pupils living in the most and least deprived areas has decreased to 11 percentage points, after a slight increase between 2021 and 2022.<br><br>Source: SQA Insight website.     |
| % of people from the 15% most deprived communities who describe their general health as good or very good over the last year                                                               | Data not available | Data not available | Data only |  |  | Source: NHSGGC Adult Health and Wellbeing Survey. The latest report is due to be published imminently with the Renfrewshire report due in Spring 2024.                                                                                          |

# Core Indicators

| Indicator                                                   | 21/22 | 22/23              | Target    | Direction of travel | Current Status                                                                        | Explanation of performance                                                                                                                                                      |
|-------------------------------------------------------------|-------|--------------------|-----------|---------------------|---------------------------------------------------------------------------------------|---------------------------------------------------------------------------------------------------------------------------------------------------------------------------------|
| <b>% of Household that are <u>workless</u></b>              | 18.6  | Data not available |           |                     |                                                                                       | 18.6% compared to Scottish figure of 17.8% Jan to Dec 2022<br><br><a href="#">Labour Market Profile - Nomis - Official Census and Labour Market Statistics (nomisweb.co.uk)</a> |
| <b>Number of fires – primary and secondary</b>              |       |                    |           |                     |                                                                                       |                                                                                                                                                                                 |
| <b>Total number of incidents/call outs SFRS</b>             |       |                    |           |                     |                                                                                       |                                                                                                                                                                                 |
| <b>Number of deliberate fires</b>                           |       |                    |           |                     |                                                                                       |                                                                                                                                                                                 |
| <b>Total crime</b>                                          | 6,923 | 7,491              |           | ↑                   |    |                                                                                                                                                                                 |
| <b>Road traffic offences</b>                                | 3,233 | 3,358              |           | ↑                   |    |                                                                                                                                                                                 |
| <b>Sexual crime</b>                                         | 451   | 444                |           | ↓                   |    |                                                                                                                                                                                 |
| <b>Number of reported hate crimes</b>                       | 218   | 198                | Data only | ↓                   |  | The number of reported hate crimes reduced during 2022/23.<br><br>Source: Police Scotland                                                                                       |
| <b>Total number of reported incidents of domestic abuse</b> | 2,016 | 2,061              | 2,300     | ↑                   |  | The number of reported incidents of domestic violence reduced during 2021/22 but increased slightly during 2022/23.<br><br>Source: Police Scotland                              |

# Activities and Initial Performance Indicators

[#ourRenfrewshire](#)

## Planned Activities - Supporting low-income families

|                 | What we will do                                                                     | What activities are we progressing                                                                                                                                                                                                                                                                                                                                                                                                                                                                                                                                                                                                                                                                                                                                                                                                                                                                                                                                                                                                                                                                                                                                                                                                                                                                                                                                                                        |
|-----------------|-------------------------------------------------------------------------------------|-----------------------------------------------------------------------------------------------------------------------------------------------------------------------------------------------------------------------------------------------------------------------------------------------------------------------------------------------------------------------------------------------------------------------------------------------------------------------------------------------------------------------------------------------------------------------------------------------------------------------------------------------------------------------------------------------------------------------------------------------------------------------------------------------------------------------------------------------------------------------------------------------------------------------------------------------------------------------------------------------------------------------------------------------------------------------------------------------------------------------------------------------------------------------------------------------------------------------------------------------------------------------------------------------------------------------------------------------------------------------------------------------------------|
| <b>Thriving</b> | Provide opportunities and support to parents to enter, sustain and progress at work | <p>Local Employability Partnership including:</p> <ul style="list-style-type: none"> <li>• Better off campaign</li> <li>• Toolkit to support conversations with clients around employability.</li> </ul>                                                                                                                                                                                                                                                                                                                                                                                                                                                                                                                                                                                                                                                                                                                                                                                                                                                                                                                                                                                                                                                                                                                                                                                                  |
| <b>Well</b>     | Join up support for families within communities                                     | <p>RCSP has identified a number of specific aims in relation to this priority area:</p> <ul style="list-style-type: none"> <li>• We will ensure our children and young people enjoy good physical and mental health</li> <li>• We will ensure our children and young people are safe and loved</li> <li>• We will ensure our children and young people have their rights protected and their voices heard</li> <li>• We will ensure our children and young people achieve and make positive contributions to their community</li> </ul> <p>Specific programmes of activities are being progressed in partnership:</p> <ul style="list-style-type: none"> <li>• Whole Family Wellbeing Programme including Family Wellbeing hub, development of referral process, Thrive under Five and data analysis.</li> <li>• Ren 10 health and wellbeing</li> </ul> <p>Continue to promote Breastfeeding Friendly Scotland Scheme 130 organisations signed up to the scheme with 316 staff trained on breastfeeding and the law, including 23 Early Learning and Childcare Centres (ELCC).</p> <p>Within Renfrewshire’s Plan for Net Zero, Connected Communities theme, there is an action to work with partners and local organisations to launch a one-stop information service which links and signposts to support and advice across all areas of the Plan for Net Zero and address the cost of living crisis</p> |

## Planned Activities - Supporting low-income families



|             | What we will do                                                                                       | What activities are we progressing                                                                                                                                                                                                                                                                                                                                                                                                                                                                                                                                                                                                |
|-------------|-------------------------------------------------------------------------------------------------------|-----------------------------------------------------------------------------------------------------------------------------------------------------------------------------------------------------------------------------------------------------------------------------------------------------------------------------------------------------------------------------------------------------------------------------------------------------------------------------------------------------------------------------------------------------------------------------------------------------------------------------------|
| <b>Fair</b> | Provide support that allows families to live dignified lives and respond to the cost-of-living crisis | <ul style="list-style-type: none"> <li>• Schools Advice / Family Advice Model</li> <li>• Winter Clothing Grant Payments</li> <li>• Lived Experience Panel</li> <li>• Summer holiday food and activity programme</li> <li>• Fair Food Renfrewshire</li> <li>• Local Housing Strategy actions in relation to Fuel Poverty : Work towards meeting the national fuel poverty targets and reducing the amount of people affected by fuel poverty across Renfrewshire.</li> <li>• Healthier Wealthier Children Programme, with updated pathway</li> <li>• Welfare Advice &amp; Health Partnership – GP embedded Money Advice</li> </ul> |
| <b>Safe</b> | Work together to support children and young people at risk of trauma and harm                         | <ul style="list-style-type: none"> <li>• Trauma Informed and Responsive Renfrewshire</li> <li>• The Promise</li> </ul>                                                                                                                                                                                                                                                                                                                                                                                                                                                                                                            |



## Initial Indicators - Supporting low-income families

|                                 | Indicator                                                                                                               | 21/22 | 22/23 | Target | Direction of travel | Current Status | Explanation of performance                                                                                                                                                                                                                                                                                                                            |
|---------------------------------|-------------------------------------------------------------------------------------------------------------------------|-------|-------|--------|---------------------|----------------|-------------------------------------------------------------------------------------------------------------------------------------------------------------------------------------------------------------------------------------------------------------------------------------------------------------------------------------------------------|
| Thriving                        | Number of people supported, sustained in work at 6 Months through Renfrewshire Council Employability Programme (INVEST) | 221   | 340   | 180    | ↑                   | ✓              | This end of year figure will continue to rise at there is a degree of time lag with this indicator. The Scottish Government have supported a development initiative named "Kickstart Plus" in Renfrewshire to provide a further 6 months support to Kickstart trainees (with employers also contributing) to allow them to continue in the workplace. |
|                                 | Number of parents registering with PES Advisors                                                                         |       | 158   |        |                     |                | All of these parents were from child poverty priority groups                                                                                                                                                                                                                                                                                          |
|                                 | Percentage of parents registering with PES who moved into a positive outcome                                            |       | 40    |        |                     |                |                                                                                                                                                                                                                                                                                                                                                       |
|                                 | Engagement across service supports                                                                                      |       |       |        |                     |                |                                                                                                                                                                                                                                                                                                                                                       |
|                                 | No of low-income parents supported with improved incomes                                                                |       | 61    |        |                     |                | 61 parents were supported financially with 152 parents receiving better off in work calculations and around 50% of parents supported had access to funding for training /barrier removal. 55 parents accessed the new Welfare /transitions payment.                                                                                                   |
| Number of Living Wage employers | Data not available                                                                                                      |       | 86    |        |                     |                | <a href="https://www.scottishlivingwage.org/">Employer Directory - Living Wage Scotland (scottishlivingwage.org)</a>                                                                                                                                                                                                                                  |



## Initial Indicators - Supporting low-income families

|       | Indicator                                                                           | 21/22 | 22/23              | Target    | Direction of travel                                                                 | Current Status                                                                      | Explanation                                                                                                                                                                                                                                                                                                                                                                            |
|-------|-------------------------------------------------------------------------------------|-------|--------------------|-----------|-------------------------------------------------------------------------------------|-------------------------------------------------------------------------------------|----------------------------------------------------------------------------------------------------------------------------------------------------------------------------------------------------------------------------------------------------------------------------------------------------------------------------------------------------------------------------------------|
| Well* | Average complementary tariff score of pupils living in SIMD 30% most deprived areas | 545   | Data not available | Data only |  |  | <p>Figures for 2022/23 school leavers will become available in the February 2024 Insight update.</p> <p>Latest data on school leavers attainment shows 2021/22 complementary tariff score is down on the figure for 2020/21. Please note for this indicator - assessment methods were impacted by the pandemic, and comparison with previous years should be treated with caution.</p> |

## Initial Indicators - Supporting low-income families

|      | Indicator                                                                   | 21/22              | 22/23       | Target | Direction of travel | Current Status | Explanation of performance                                                                                                                                                                                                                                                                                                                                                                                                                                                                                                                                                                                                                                                                                                         |
|------|-----------------------------------------------------------------------------|--------------------|-------------|--------|---------------------|----------------|------------------------------------------------------------------------------------------------------------------------------------------------------------------------------------------------------------------------------------------------------------------------------------------------------------------------------------------------------------------------------------------------------------------------------------------------------------------------------------------------------------------------------------------------------------------------------------------------------------------------------------------------------------------------------------------------------------------------------------|
| Well | Number of CYP accessing Ren 10 and % reporting improved outcomes            | Data not available | 199 (85%)   |        |                     |                | <p>A report was submitted to Scottish Government detailing the number of children, young people and parents benefitting from Ren10 approaches and interventions:</p> <ul style="list-style-type: none"> <li>• 1081 children and young people accessed counselling; • 806 reported a positive outcome;</li> <li>• 199 children and young people accessed a Ren10 support; • 93 parents were supported via EPEC or NVR; • 85% reported a positive outcome. This data demonstrates that the early intervention and prevention approaches available through Ren10 are having a positive impact on those who access. This work will continue to develop with appropriate links being made to the Whole Family Wellbeing plan</li> </ul> |
|      | Number CYP accessing school counselling / % reporting improved outcomes     | Data not available | 1,081 (75%) |        |                     |                |                                                                                                                                                                                                                                                                                                                                                                                                                                                                                                                                                                                                                                                                                                                                    |
|      | Number of families referred for Money Advice and financial gain             |                    |             |        |                     |                |                                                                                                                                                                                                                                                                                                                                                                                                                                                                                                                                                                                                                                                                                                                                    |
|      | Number of beneficiary families                                              |                    |             |        |                     |                |                                                                                                                                                                                                                                                                                                                                                                                                                                                                                                                                                                                                                                                                                                                                    |
|      | % of children at risk of overweight or obesity (27 – 30 months & Primary 1) | 9.1                | 9.6         |        |                     | ↑              | <a href="#">Source: Public Health Scotland</a>                                                                                                                                                                                                                                                                                                                                                                                                                                                                                                                                                                                                                                                                                     |

## Initial Indicators - Supporting low-income families

|      | Indicator                                                                        | 21/22 | 22/23              | Target    | Direction of travel                                                                  | Current Status                                                                       | Explanation                                                                                                                                   |
|------|----------------------------------------------------------------------------------|-------|--------------------|-----------|--------------------------------------------------------------------------------------|--------------------------------------------------------------------------------------|-----------------------------------------------------------------------------------------------------------------------------------------------|
| Fair | Number of organisations signed up to breastfeeding friendly scheme               |       | 130                |           |                                                                                      |                                                                                      |                                                                                                                                               |
|      | Number of staff trained in relation to breastfeeding friendly scheme             |       | 316                |           |                                                                                      |                                                                                      |                                                                                                                                               |
|      | % of children living in poverty (after housing costs) (LGBF)                     | 23.3  | Data not available |           |                                                                                      |                                                                                      | Data for 2021/22 is expected later in 2023.<br><a href="#">For local government professionals   Benchmarking (improvementservice.org.uk)</a>  |
|      | Propose - develop qualitative data through surveys                               |       |                    |           |                                                                                      |                                                                                      |                                                                                                                                               |
|      | % participation for 16-19 years old per 100 in education training and employment | 93.3  | 94.8               | Data only |  |  | The % participation rate has increased slightly from 2021/22. Source: Annual Participations Rate, <a href="#">Skills Development Scotland</a> |
|      | GP embedded advice - Number of referrals and financial gain                      |       |                    |           |                                                                                      |                                                                                      |                                                                                                                                               |

## Initial Indicators - Supporting low-income families

|      | Indicator                                                   | 21/22 | 22/23 | Target | Direction of travel | Current Status | Explanation |
|------|-------------------------------------------------------------|-------|-------|--------|---------------------|----------------|-------------|
| Fair | No of referrals made to Healthier Wealthier Children        | 175   | 183   |        |                     |                |             |
|      | No of people engaged through Healthier Wealthier Children   | 118   |       |        |                     |                |             |
|      | Number of people engaged from child poverty priority groups | 132   |       |        |                     |                |             |

## Initial Indicators - Supporting low-income families

|      | Indicator                                                             | 21/22 | 22/23 | Target | Direction of travel | Current Status | Explanation                                                                                                                                                                                                                                                                                                                                                                                                                                                                                                     |
|------|-----------------------------------------------------------------------|-------|-------|--------|---------------------|----------------|-----------------------------------------------------------------------------------------------------------------------------------------------------------------------------------------------------------------------------------------------------------------------------------------------------------------------------------------------------------------------------------------------------------------------------------------------------------------------------------------------------------------|
| Safe | Percentage of Looked After Children cared for in the community (LGBF) | 92    | 90    | 89.9   | ↓                   | ✓              | <p>The percentage of looked after children in the community has increased by 0.6pp in Q2 of 2023/24, compared with Q1</p> <p>The majority of all looked after children continue to live in a community setting either with their own family or with an alternative family. A residential house or school can be more suitable for a small number of children and young people based on their particular needs, but the service will always seek to have a child live in a family setting where appropriate.</p> |
|      | Number of Children on CP register                                     | 61    | 80    |        |                     |                |                                                                                                                                                                                                                                                                                                                                                                                                                                                                                                                 |
|      | Data on CP referrals                                                  |       |       |        |                     |                |                                                                                                                                                                                                                                                                                                                                                                                                                                                                                                                 |
|      | New Promise Measures under development                                |       |       |        |                     |                |                                                                                                                                                                                                                                                                                                                                                                                                                                                                                                                 |

## Planned Activities - Tackling health inequalities









|                 | What we will do                                                                | What activities are we progressing                                                                                                                                                                                                                                                                                                                                                                                                                                                                                                    |
|-----------------|--------------------------------------------------------------------------------|---------------------------------------------------------------------------------------------------------------------------------------------------------------------------------------------------------------------------------------------------------------------------------------------------------------------------------------------------------------------------------------------------------------------------------------------------------------------------------------------------------------------------------------|
| <b>Thriving</b> | Tackle the barriers to work for people with disabilities and health conditions | <ul style="list-style-type: none"> <li>Local Employability Partnership targeted activities</li> </ul>                                                                                                                                                                                                                                                                                                                                                                                                                                 |
| <b>Well</b>     | Provide a network of community mental health and wellbeing supports            | <ul style="list-style-type: none"> <li>Ren 10</li> <li>Renfrewshire Wellbeing Network (now over 160 members and meets bi-monthly)</li> <li>Culture, Arts, Health and Social Care Group, led by HSCP and funded by Future Paisley, has supported 39 organisations with culture and arts related activities, across a range of care groups, to support their health and wellbeing</li> <li>Established a 3<sup>rd</sup> Sector Forum that sits under the HSCP's Strategic Planning Group with a focus on partnership working</li> </ul> |
| <b>Fair</b>     | Reduce the impact of alcohol and drugs and support recovery                    | <ul style="list-style-type: none"> <li>Alcohol and Drugs Change Programme</li> <li>ADP programme</li> <li>Stigma and language initiatives</li> <li>Alcohol Policy across organisations</li> </ul>                                                                                                                                                                                                                                                                                                                                     |

## Planned Activities - Tackling health inequalities







|      | What we will do                                                                 | What activities are we progressing                                                                                                                                                                                                                                                                                                                                                                                                                                                                                                                                                                                                                                                                                                                                                                                                                                                                                                                                                                                                                                                                                                                                                                       |
|------|---------------------------------------------------------------------------------|----------------------------------------------------------------------------------------------------------------------------------------------------------------------------------------------------------------------------------------------------------------------------------------------------------------------------------------------------------------------------------------------------------------------------------------------------------------------------------------------------------------------------------------------------------------------------------------------------------------------------------------------------------------------------------------------------------------------------------------------------------------------------------------------------------------------------------------------------------------------------------------------------------------------------------------------------------------------------------------------------------------------------------------------------------------------------------------------------------------------------------------------------------------------------------------------------------|
| Safe | Make sure people can live safely and independently at home and in the community | <ul style="list-style-type: none"> <li>• From Renfrewshire’s Draft Local Housing Strategy for 2023-28 - Strategic Priority 5 – People can live independently for as long as possible in their own home and the different housing needs of people across Renfrewshire are being met.</li> <li>• Renfrewshire’s Integrated Joint board Strategic Plan 2022-25 also highlights the aim to shape services around individuals, unpaid carers and communities with a focus on helping people to live independently</li> <li>• Housing Regeneration Programme</li> <li>• As part of the Alcohol and Drugs Change Programme, the Council allocated £2 million of funding to support individuals affected by alcohol and/or drugs. An innovative pilot project MYLA (My Life Ahead) was established in May 2022 utilising some of this funding.</li> <li>• HSCP working with Environment, Housing and Infrastructure to improve accessibility for people with physical disabilities and sensory impairments. Established a Towns and Villages Accessibility Forum that meets quarterly.</li> <li>• Reconnect project, through the HSCP, now provides volunteer befriending for most vulnerable clients</li> </ul> |



## Initial Indicators - Tackling health inequalities

|          | Indicator                                                                                         | 21/22 | 22/23              | Target    | Direction of travel                                                                   | Current Status                                                                        | Explanation of performance                                                                                                                                                                            |
|----------|---------------------------------------------------------------------------------------------------|-------|--------------------|-----------|---------------------------------------------------------------------------------------|---------------------------------------------------------------------------------------|-------------------------------------------------------------------------------------------------------------------------------------------------------------------------------------------------------|
| Thriving | Employment rate 50+                                                                               | 41.6  | 36.6               | Data only |    |    | There is a significant decrease in the rate of employment for those who are 50+ years of age.<br>Note: April 2022-March 2023 figure                                                                   |
|          | Employment rate of disabled people                                                                | 47.4  | 47.8               | Data only |    |    | The employment rate of disabled people increased slightly between 2022 and 2023.<br>Note: Employment rate aged 16-64 - EA core or work-limiting disabled<br>Source: Nomis                             |
|          | % disabled people in employment                                                                   |       |                    |           |                                                                                       |                                                                                       |                                                                                                                                                                                                       |
|          | Economic activity                                                                                 |       |                    |           |                                                                                       |                                                                                       |                                                                                                                                                                                                       |
|          | Supported employment opportunities                                                                |       |                    |           |                                                                                       |                                                                                       |                                                                                                                                                                                                       |
| Well     | Percentage of patients who started treatment within 18 weeks of referral to Psychological Therapy | 90.9  | 70                 | 90        |  |  | This indicator has decreased by over 20% since 2021/22 and is well below the target. However, a number of initiatives are in place to mitigate performance in this area.<br>Source: Renfrewshire HSCP |
|          | Suicide rate (per 100,000)                                                                        | 11.2  | Data not available | Data only |  |  | Source: Public Health Scotland                                                                                                                                                                        |

## Initial Indicators - Tackling health inequalities

|      | Indicator                                                                                                                 | 21/22  | 22/23              | Target    | Direction of travel | Current Status                                                                        | Explanation                                                                                                                                                                      |
|------|---------------------------------------------------------------------------------------------------------------------------|--------|--------------------|-----------|---------------------|---------------------------------------------------------------------------------------|----------------------------------------------------------------------------------------------------------------------------------------------------------------------------------|
| Fair | Drug and alcohol related deaths per 100,000 population                                                                    | 50     | 39                 | Data only | ↓                   |    |                                                                                                                                                                                  |
|      | Rate of alcohol-related hospital stays per 1,000 population                                                               | 6.8    | 6.3                | 8.9       | ↓                   |    | Following a surge in 2021/22, the rate of hospital stays has reduced to the same level as 2020/21 and remains below the target.<br><br>Source: IJB Scorecard 2021/22             |
|      | Drug related hospital stays per 100,000 population                                                                        | 219.06 | Data not available | 170       | ↓                   |    | Although figures for drug related hospital stays reduced in 2021 and 2022, the figure still remains well above the target.<br><br>Source: <a href="#">Public Health Scotland</a> |
|      | Alcohol and Drugs waiting times for referral to treatment. % seen within 3 weeks                                          | 90.8   | 84.7               | 91.5      | ↓                   |    |                                                                                                                                                                                  |
| Safe | Balance of Care: Home Care - total number of hours provided for/clients receiving personal care versus non-personal care  |        | 14,699 v 318       |           |                     |  |                                                                                                                                                                                  |
|      | Balance of Care: Number of open community placements vs open residential placements for 65+ (Care at Home vs residential) | 60.9   | 61.5 v 38.5        | Data only | ↑                   |  |                                                                                                                                                                                  |

## Initial Indicators - Tackling health inequalities

|      | Indicator                                                            | 21/22 | 22/23 | Target | Direction of travel | Current Status | Explanation                                                                                                                                                                                                                                                                                                                                                                                                                                                                                                                                                                                  |
|------|----------------------------------------------------------------------|-------|-------|--------|---------------------|----------------|----------------------------------------------------------------------------------------------------------------------------------------------------------------------------------------------------------------------------------------------------------------------------------------------------------------------------------------------------------------------------------------------------------------------------------------------------------------------------------------------------------------------------------------------------------------------------------------------|
| Safe | Population of clients receiving Telecare all ages – rate per 1,000   | 58    | 140*  | 60     | ↑                   | ✅              | The Telecare number is higher than expected due to a change in the reporting methodology, arising from the move to the ECLIPSE information management system. Previous years have under-reported the rate of the 75+ population receiving a telecare service and only included service users with ‘enhanced alarms’ which is those with peripherals like door and fall monitors. This revised indicator is for all service users including basic and enhanced alarms, which provides a fuller and more accurate picture of the extent of the services used and uptake in the 75+ population. |
|      | Number of people accessing Community Alarms (75+)                    | 1,969 | 2,121 |        | ↑                   | 📊              | <a href="#">Care at home dashboard - Insights in social care statistics for Scotland - Care at home services provided and/or funded by health and social care partnerships in Scotland 2022/2023 - Insights in social care: statistics for Scotland - Publications - Public Health Scotland</a>                                                                                                                                                                                                                                                                                              |
|      | Number of people accessing Community Alarms (all ages)               | 2,503 | 2,791 |        |                     | 📊              | <a href="#">Care at home dashboard - Insights in social care statistics for Scotland - Care at home services provided and/or funded by health and social care partnerships in Scotland 2022/2023 - Insights in social care: statistics for Scotland - Publications - Public Health Scotland</a>                                                                                                                                                                                                                                                                                              |
|      | Number of adult support plans completed for carers (age 18+) by HSCP | 148   | 203   | 145    | ↑                   | ✅              | <a href="#">Annual Performance Report 2022-23.pdf (hscp.scot)</a>                                                                                                                                                                                                                                                                                                                                                                                                                                                                                                                            |
|      | Number of Adult Support and Protection referrals (by source)         | 1,068 | 1,314 |        | ↑                   | 📊              |                                                                                                                                                                                                                                                                                                                                                                                                                                                                                                                                                                                              |

## Planned activities - Addressing the climate emergency

|                 | What we will do                                                               | What activities are we progressing                                                                                                                                                                                                                                                                                                                                                                                                                                                                                      |
|-----------------|-------------------------------------------------------------------------------|-------------------------------------------------------------------------------------------------------------------------------------------------------------------------------------------------------------------------------------------------------------------------------------------------------------------------------------------------------------------------------------------------------------------------------------------------------------------------------------------------------------------------|
| <b>Thriving</b> | Create good, green jobs and a green skills pipeline everyone can access       | <ul style="list-style-type: none"> <li>• Green Economy Officer in Council / Net Zero Grants</li> <li>• Chamber of Commerce support for Businesses</li> <li>• Working with colleges, schools, universities, local training providers, apprenticeships and staff training, to ensure that the courses and training opportunities exist for the stable and sustainable, quality jobs that will be created to ensure every person is able to reskill and upskill to participate in a just transition to net zero</li> </ul> |
| <b>Well</b>     | Make sure there are local spaces and nature that support health and wellbeing | <ul style="list-style-type: none"> <li>• Net Zero Plan</li> <li>• Biodiversity Plan</li> <li>• Active Travel Strategy and network</li> <li>• You Decide process</li> <li>• Sustainable Communities funding</li> </ul>                                                                                                                                                                                                                                                                                                   |
| <b>Fair</b>     | Deliver a just transition towards net zero with fairness at its core          | <ul style="list-style-type: none"> <li>• Fairer Renfrewshire programme</li> <li>• As part of Renfrewshire's Plan for Net Zero quantified delivery plans are currently being developed: area-based, phased delivery plans with benchmark capital costs that will also undertake socio-economic impact assessments to quantify and consider all impacts of the Plan for Net Zero.</li> </ul>                                                                                                                              |
| <b>Safe</b>     | Develop adaptations to climate impacts for vulnerable people                  | Adaptation Plan for Renfrewshire identified as priority for development                                                                                                                                                                                                                                                                                                                                                                                                                                                 |

## Initial Indicators - Addressing the climate emergency

|                 | Indicator                                                                                                                    | 21/22 | 22/23                  | Target | Direction of travel | Current Status | Explanation of performance |
|-----------------|------------------------------------------------------------------------------------------------------------------------------|-------|------------------------|--------|---------------------|----------------|----------------------------|
| <b>Thriving</b> | Measures to be developed                                                                                                     |       |                        |        |                     |                |                            |
| <b>Well</b>     | Number of community-led projects and initiatives taking local climate action                                                 | N/A   | Data not available yet |        |                     |                |                            |
|                 | % m2 covered by allotments/community growing grounds                                                                         | N/A   | Data not available yet |        |                     |                |                            |
|                 | % of residents with safe access to nature within 1km of their residence                                                      | N/A   | Data not available yet |        |                     |                |                            |
|                 | Air quality monitoring across all areas to evaluate and improve air quality                                                  | N/A   | Data not available yet |        |                     |                |                            |
| <b>Fair</b>     | Number of people supported to reskill, upskill or participate in training in skills required for the transition to net zero. | N/A   | Data not available yet |        |                     |                |                            |
| <b>Safe</b>     | % m2 public open spaces managed for biodiversity/number of projects to increase resilience to climate change                 | N/A   | Data not available yet |        |                     |                |                            |

# Renfrewshire Community Planning Partnership Annual Report 2022/2023

[For more information please contact: andrena.faulkner@renfrewshire.org.uk](mailto:andrena.faulkner@renfrewshire.org.uk)

**#ourRenfrewshire**

