



Renfrewshire Performance Report 1st July 2023 - 30th September 2023



SCOTTISH
FIRE AND RESCUE SERVICE
Working together for a safer Scotland

**Working together
for a safer Scotland**

Renfrewshire Performance Report

Table of Contents

Local Fire and Rescue Service Plan Priorities	3
Renfrewshire Activity Summary	4
Domestic Safety - Accidental Dwelling Fires	5
Domestic Safety - Accidental Dwelling Fire Casualties	6
Unintentional Injury and Harm	7
Deliberate Fire Setting	8
Non-Domestic Fire Safety	9
Unwanted Fire Alarm Signals	10

Local Fire and Rescue Service Plan Priorities

The Local Fire and Rescue Service Plan has been developed to set out the priorities and objectives within Renfrewshire and allows our local authority partners to scrutinise the performance outcomes of these priorities. We will continue to work closely with our partners in Renfrewshire to ensure we are all “**Working Together for a Safer Scotland**” through targeting risks to our communities at a local level.

The plan has been developed to complement key partnership activity embedded across Renfrewshire Community Plan and associated Delivery and Thematic plans. Through partnership working we will seek to deliver continuous improvement in our performance and effective service delivery in our area of operations.

The Local Fire and Rescue Plan for Renfrewshire identified six areas for demand reduction and is subject to regular monitoring and reporting through the Police / Fire and Rescue Committee. A summary of the priorities and current activity is detailed below with further detail and analysis contained within this performance report.

	Accidental Dwelling Fires	Accidental Dwelling Fire Casualties	Unintentional Injury and Harm	Deliberate Fire Setting	Non-Domestic Fire Safety	Unwanted Fire Alarm Signals
Bishopton, Bridge of Weir and Langbank	2	0	0	3	0	8
Erskine and Inchinnan	1	0	0	8	1	4
Houston, Crosslee and Linwood	0	0	1	9	0	5
Johnstone North, Kilbarchan, Howwood, Lochwinnoch	3	0	0	13	2	6
Johnstone South and Elderslie	2	0	1	24	2	9
Paisley East and Central	2	0	0	10	2	23
Paisley Northeast and Ralston	3	1	2	3	0	3
Paisley Northwest	6	0	0	27	1	27
Paisley Southeast	0	0	0	6	1	7
Paisley Southwest	4	0	0	5	0	3
Renfrew North and Braehead	5	0	0	19	3	12
Renfrew South and Gallowhill	4	2	4	10	1	9
Total Incidents	32	3	8	137	13	116
Year on Year Change	● -22%	● -25%	● -76%	◆ 1%	◆ 44%	● -59%
3 Year Average Change	▲ -3%	◆ 10%	● -20%	◆ 4%	◆ 3%	● -13%

About the statistics within this report

The activity totals and other statistics quoted within this report are published in the interests of transparency and openness. They are provisional in nature and subject to change as a result of ongoing quality assurance and review. Because all statistics quoted are provisional there may be a difference in the period totals quoted in our reports after local publication which result from revisions or additions to the data in our systems. The Scottish Government publishes official statistics each year which allow for comparisons to be made over longer periods of time.

- Activity levels have reduced by more than 5%
- ▲ Activity levels have reduced by up to 5%
- ◆ Activity levels have increased overall

Renfrewshire Activity Summary



205

fires
primary &
secondary



115

special
services



338

false
alarms



658
total number of
incidents



14
fire & non-fire
casualties

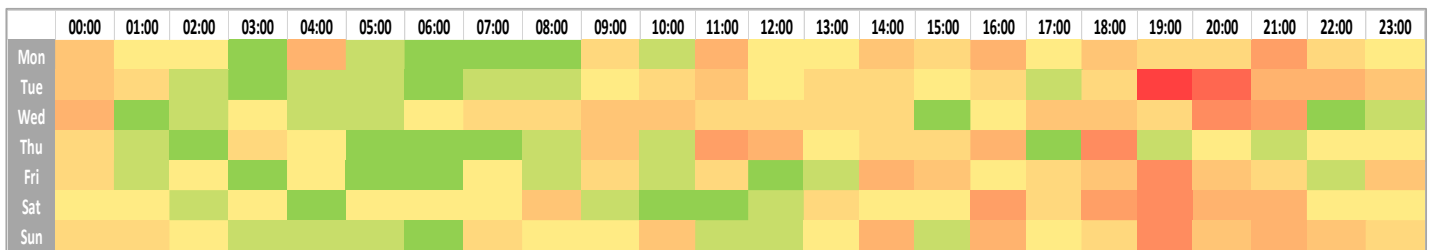


£228,520

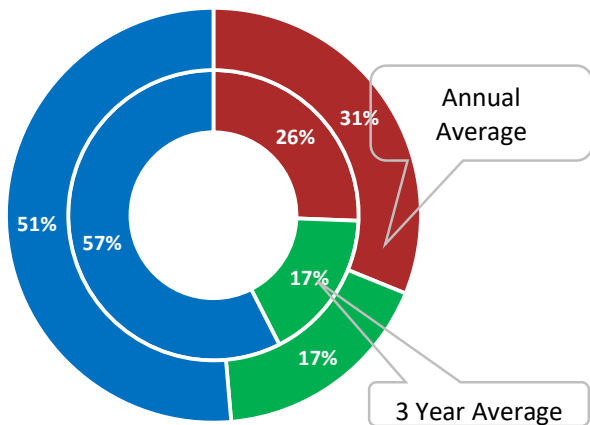
economic cost of
ufas incidents

*data above is year on year change

Activity by Time of Day




Incidents by Classification

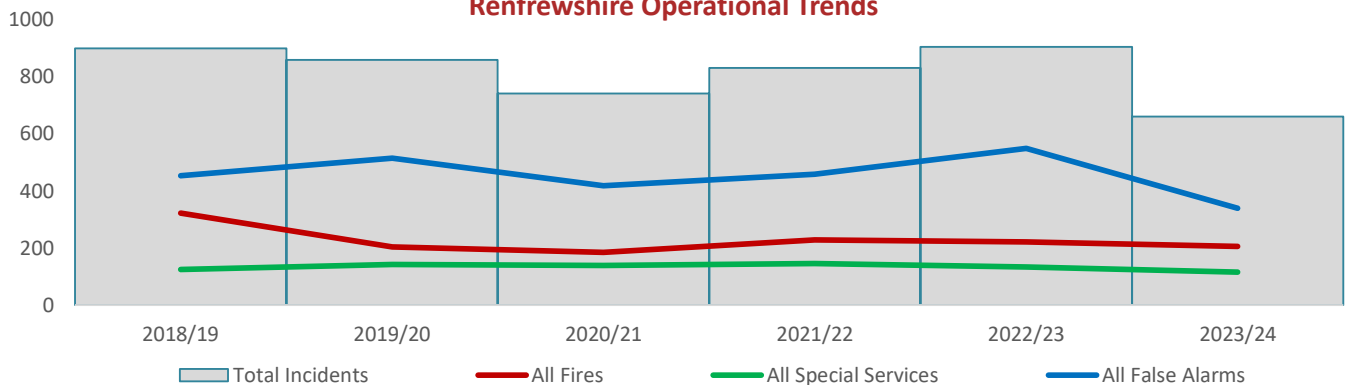


■ All Fires ■ All Special Services ■ All False Alarms

Top 15 Incidents Types by %



Renfrewshire Operational Trends



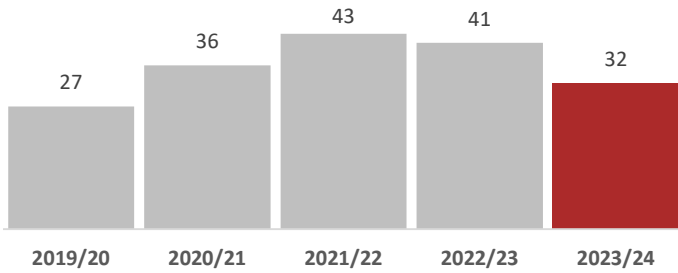
Domestic Safety - Accidental Dwelling Fires



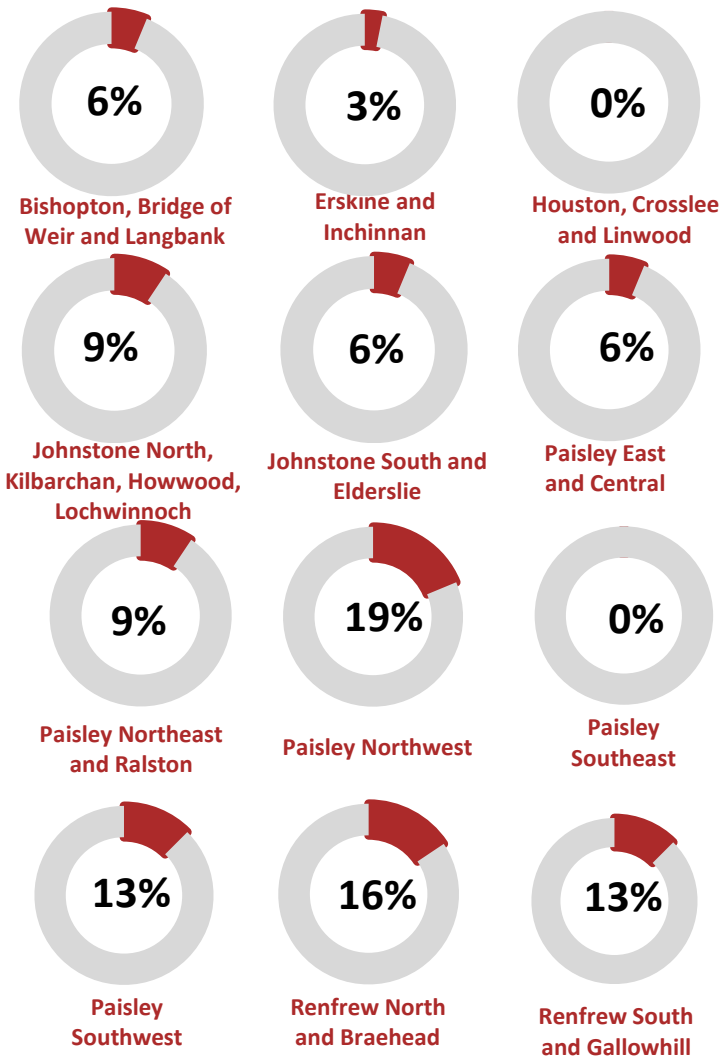
Performance Summary

Year on Year ● -22%
 3 Year Average ▲ -3%

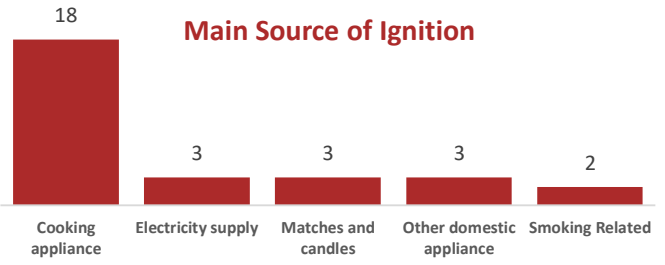
Accidental Dwelling Fires



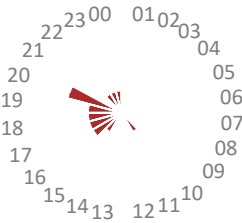
Accidental Dwelling Fires Activity by Ward (% share)



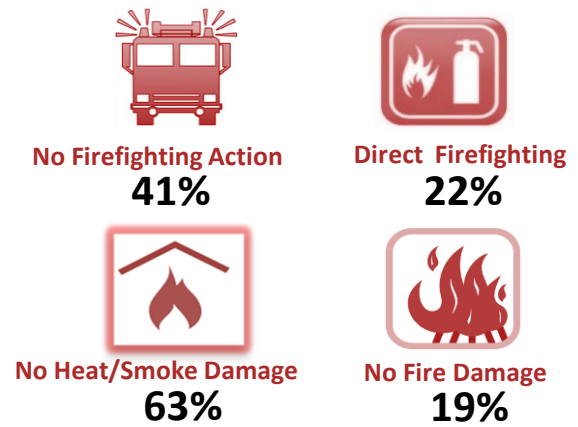
Main Source of Ignition



Accidental Dwelling Fires by Time of Day



Severity of Accidental Dwelling Fires



Human Factors



Automatic Detection & Actuation



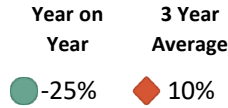
Accidental Dwelling Fires show a decrease of 22% (9 incidents) from Q2 2022/23.

Cooking remains the most common source of ignition within Renfrewshire accounting for 18 of the accidental dwelling fires. 41% (13) of the incidents required no firefighting action, 38% (12) were due to distraction and 3% (1) were due to alcohol/drug impairment. 27 of the 32 incidents had detection installed and 93% (25) of them operated and raised the alarm.

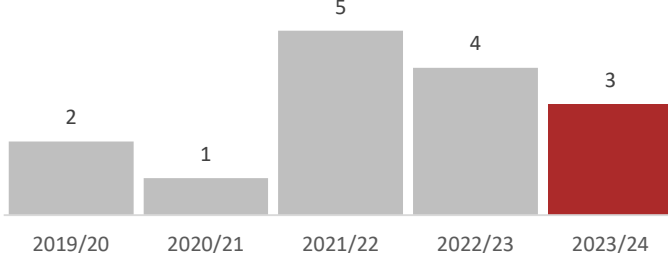
Domestic Safety - Accidental Dwelling Fire Casualties



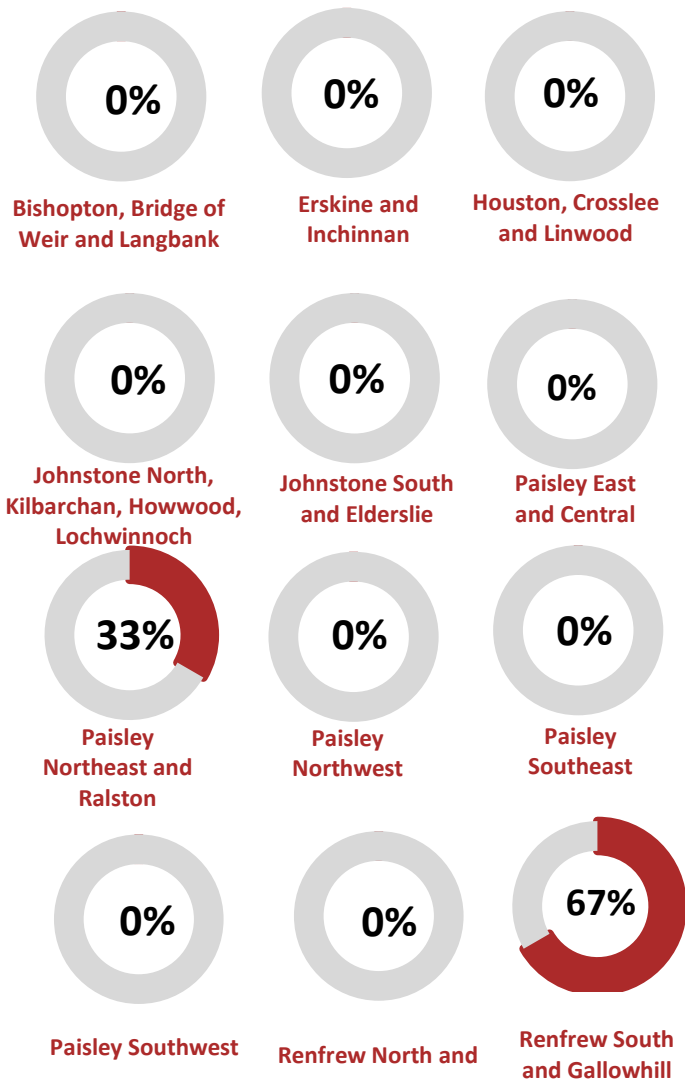
Performance Summary



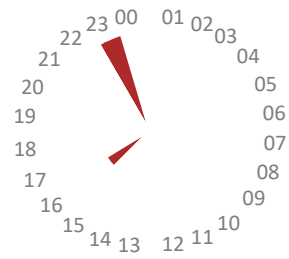
Accidental Dwelling Fires Casualties



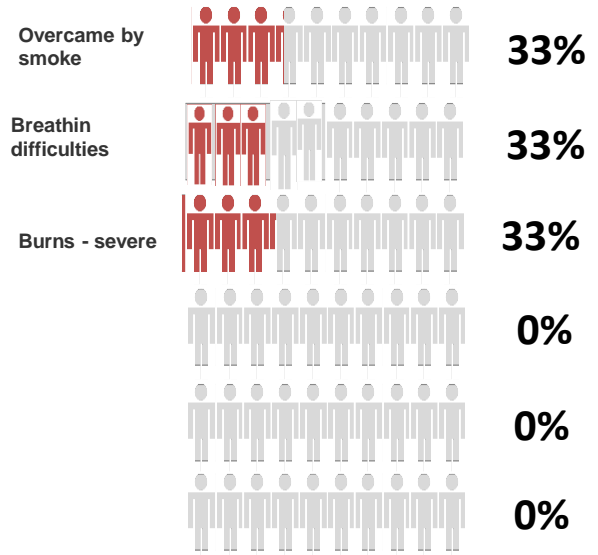
Accidental Dwelling Fire Casualties by Ward (% share)



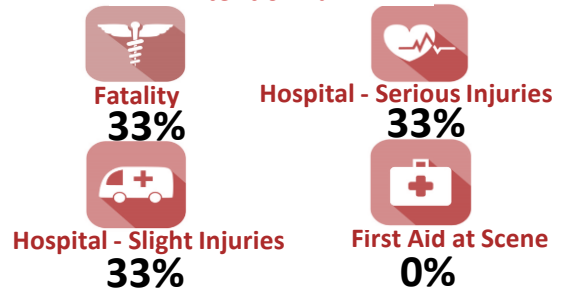
Fire Casualties by Time of Day



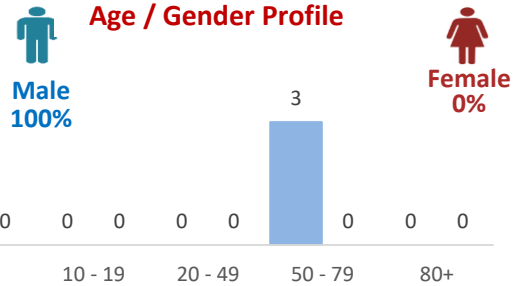
Nature of Injury



Extent of Harm



Age / Gender Profile



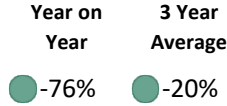
Accidental Dwelling fire casualties continue to decrease on the year on year figures. This reporting period sees them reduce to 3.

One incident resulted in a fatality.

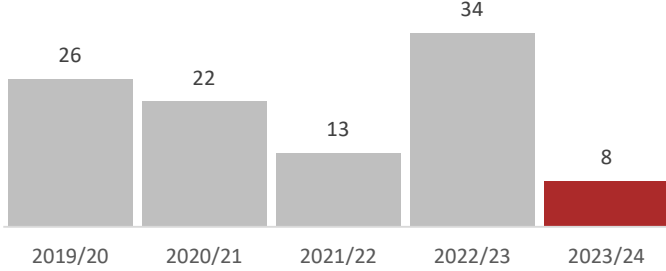
Unintentional Injury and Harm



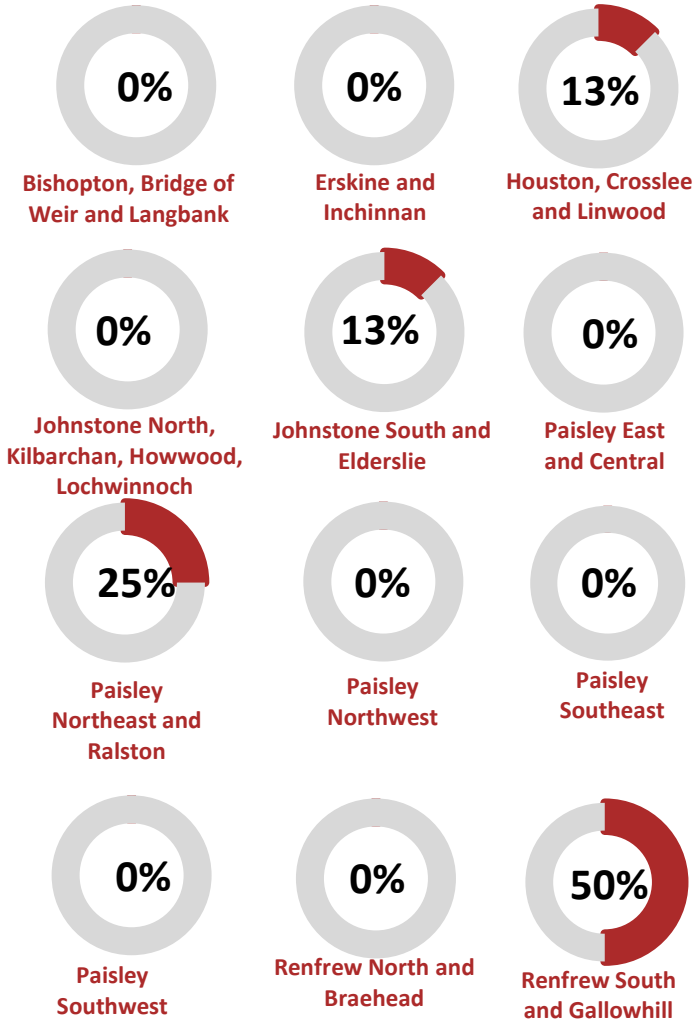
Performance Summary



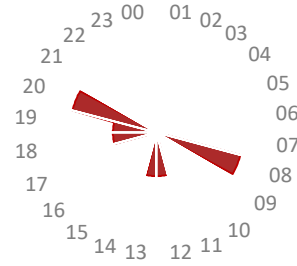
Non-Fire Casualties



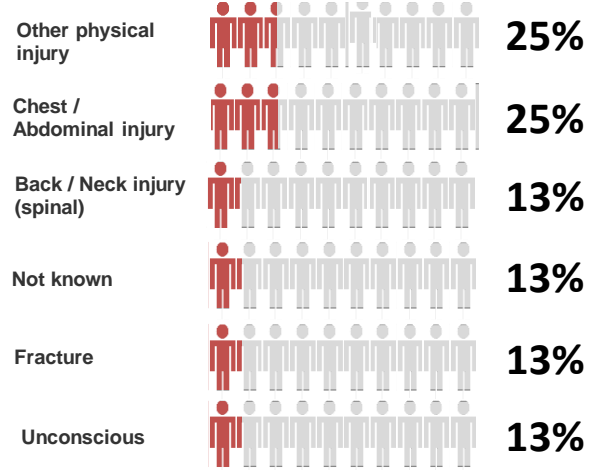
Non-Fire Casualties by Ward (% share)



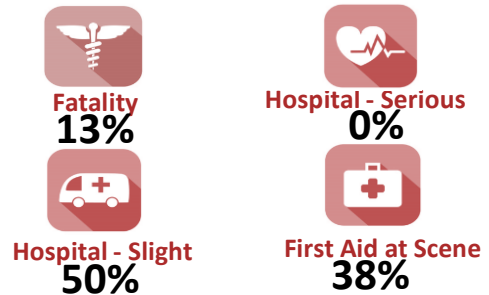
Non-Fire Casualties by Time of Day



Nature of Injury



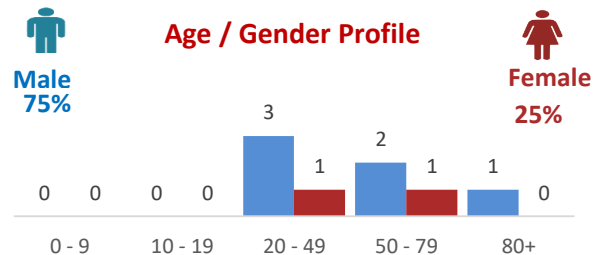
Extent of Harm



Non-Fire Emergency Activity



Age / Gender Profile

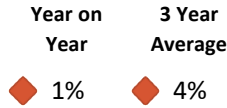


Non-fire casualties reduced by 76% to 8 casualties compared to the same period last year. Of the 8 casualties 5 were as a result of Road Traffic Collisions (63%). Incidents involving Assisting Other Agencies accounted for 38% (3 incidents) of all the activity within this indicator. One fatality was recorded this period.

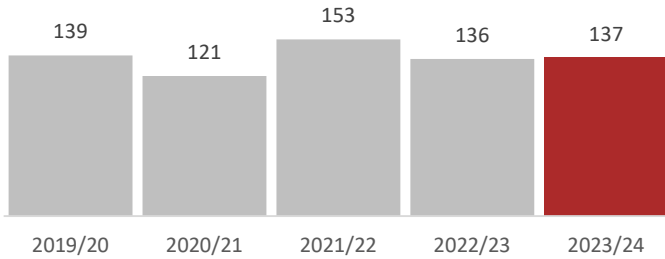
Deliberate Fire Setting



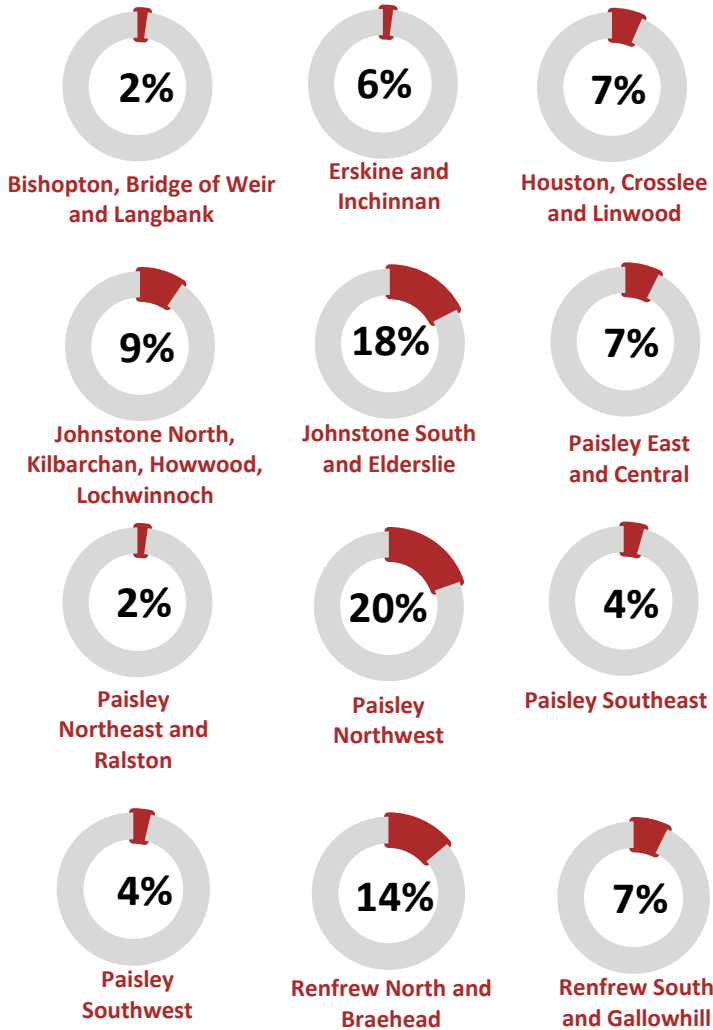
Performance Summary



Deliberate Fires

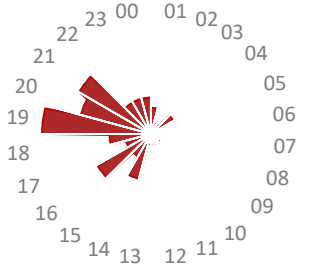


Deliberate Fires by Ward (% share)

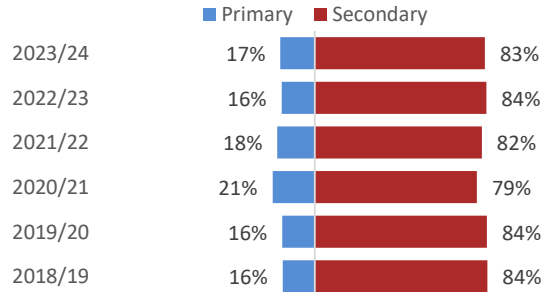


Deliberate fire setting shows a small increase of 1% (1 incident) from Q2 last year. Secondary fires accounted for 83% (114) of the incidents within this indicator.

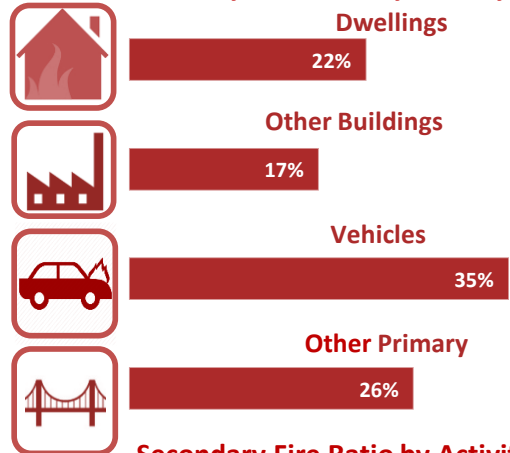
Deliberate Fires by Time of Day



Deliberate Fires by Classification



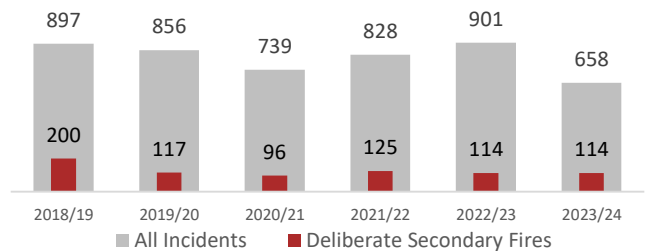
Primary Fire Ratio by Activity Type



Secondary Fire Ratio by Activity Type



Deliberate Fires Compared to Operational Activity



Definitions

Primary Fires - all fires in buildings, vehicles and outdoor structures or any fire involving casualties, rescues or fires attended by five or more appliances
Secondary Fires - fire incidents that did not occur at a primary location, was not a chimney fire in an occupied building, did not involve casualties (otherwise categorised as a primary incident) and was attended by four or fewer appliances.

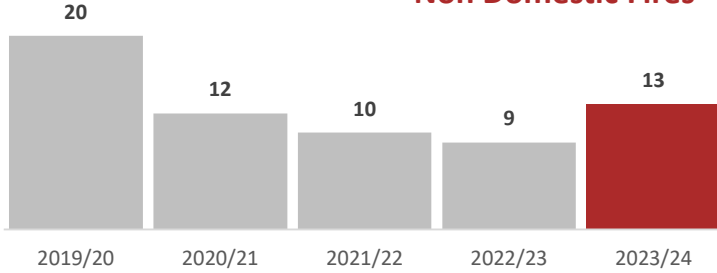
Non Domestic Fire Safety



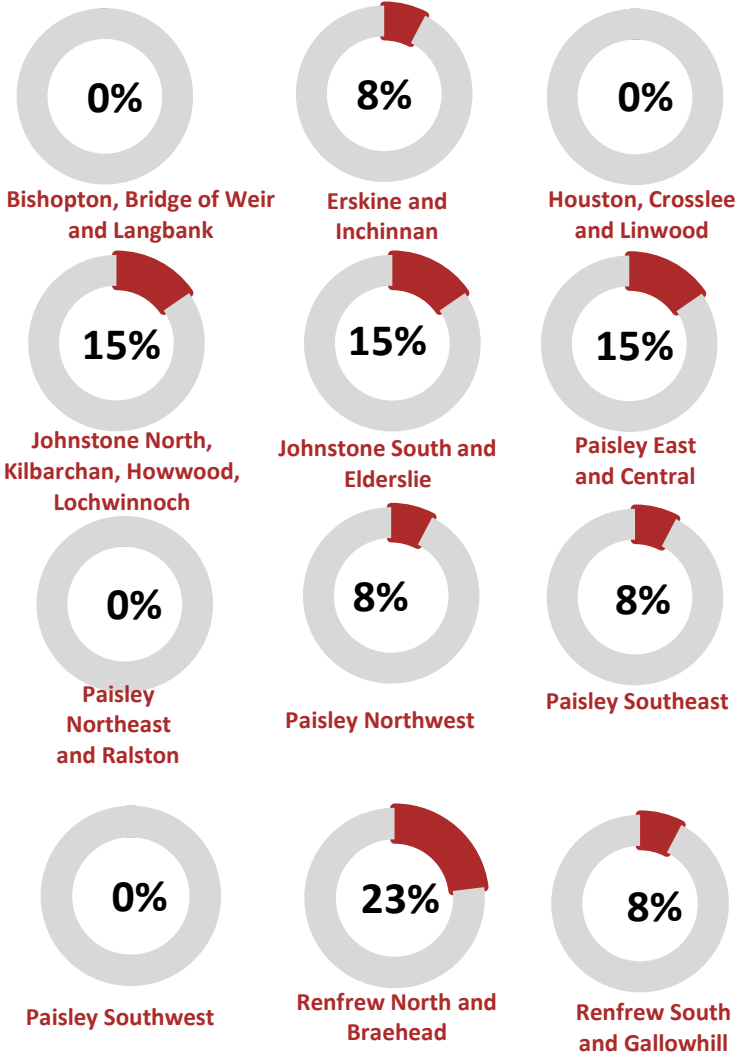
Performance Summary

Year on Year **44%** 3 Year Average **3%**

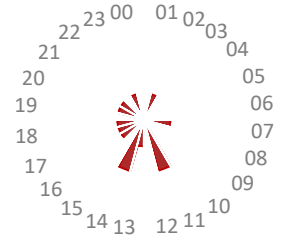
Non Domestic Fires



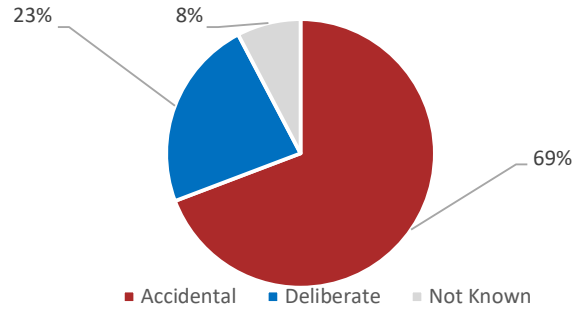
Non-Domestic Fires by Ward (% share)



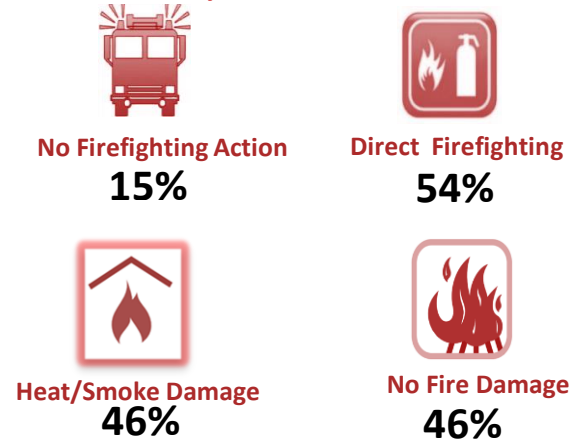
Non-Domestic Fires by Time of Day



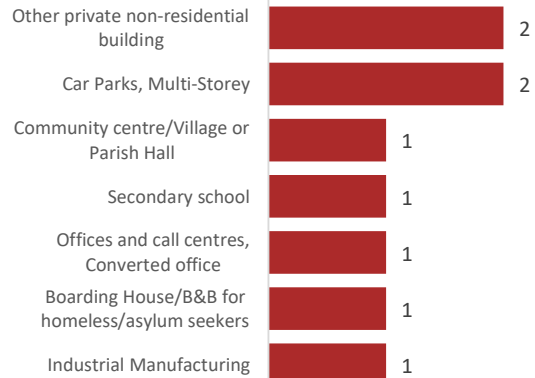
Non-Domestic Fires by Nature of Origin



Severity of Non-Domestic Fires



Non-Domestic Fires by Premises Type



An increase of 44% (4 incidents) to 13 for the year-on-year measure. Two incidents required no firefighting action and 6 incidents resulted in No Fire Damage.

Unwanted Fire Alarm Signals

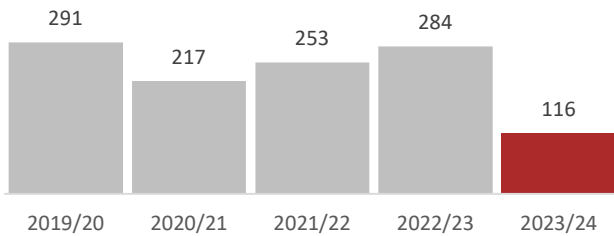


Performance Summary

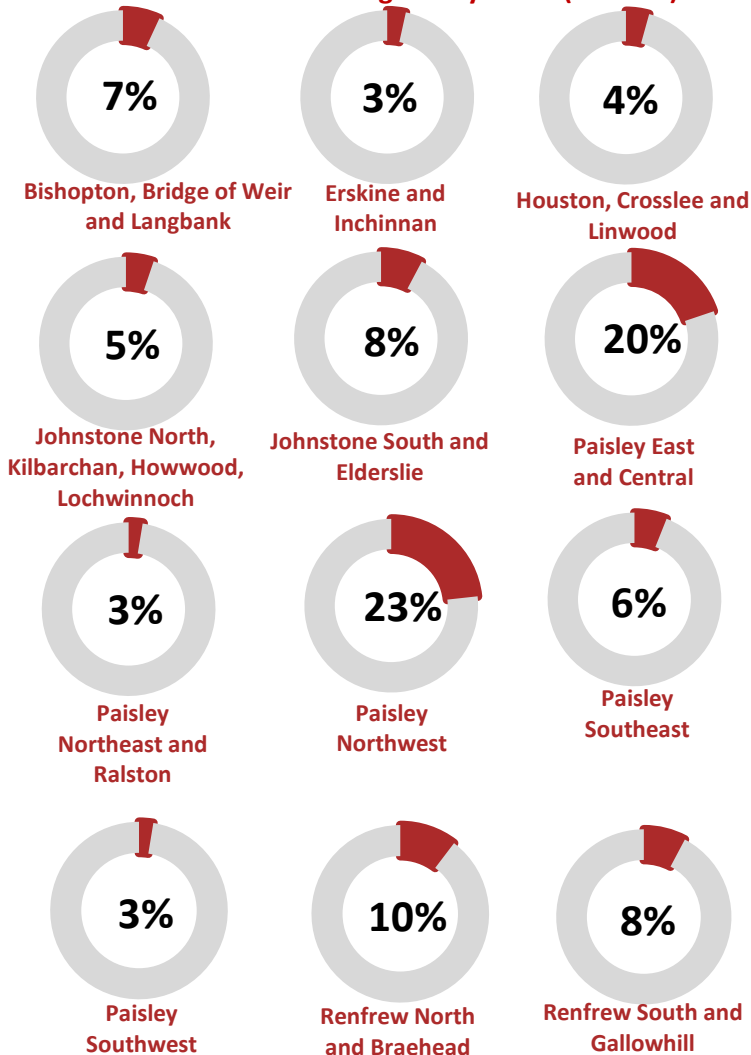
Year on Year 3 Year Average

● -59% ● -13%

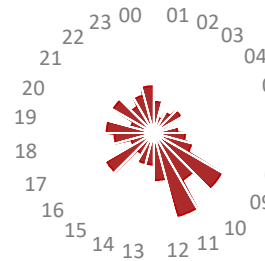
Unwanted Fire Alarm Signals



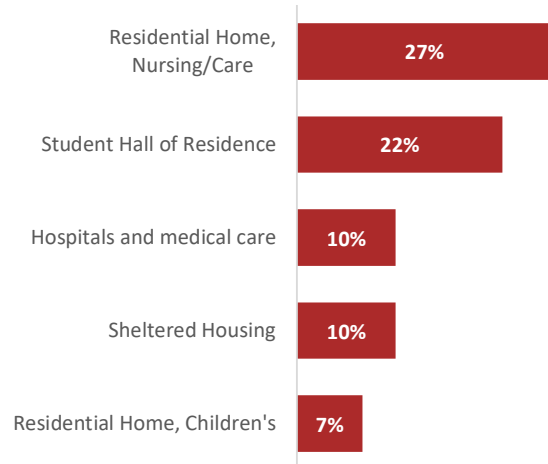
Unwanted Fire Alarm Signals by Ward (% share)



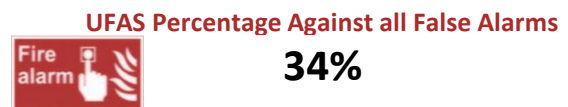
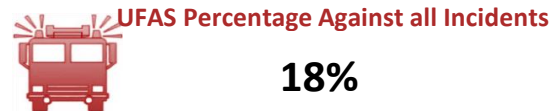
Unwanted Fire Alarm Signals by Time of Day



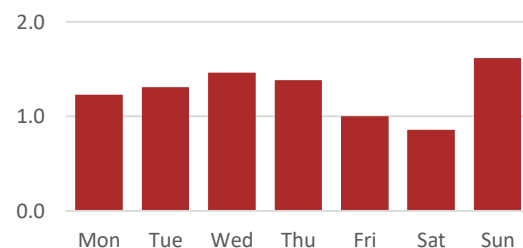
Unwanted Fire Alarm Signals - Top 5 Premises



Unwanted Fire Alarm Signals Activity



Average Unwanted Fire Alarm Signals per Day



Unwanted Fire Alarm Signals (UFAS) show a 59% (168 incidents) decrease year on year. Residential Care Homes accounted for 27% (31) of incidents in this category. 46% (53 incidents) were found to be as a result of human interactions i.e. not isolating the system before testing, cooking, smoking etc.