

Notice of Meeting and Agenda

Police and Fire & Rescue Scrutiny Sub-Committee

Date	Time	Venue
Tuesday, 17 January 2023	15:00	Council Chambers (Renfrewshire), Council Headquarters, Renfrewshire House, Cotton Street, Paisley, PA1 1AN

MARK CONAGHAN
Head of Corporate Governance

Membership

Councillor Marie McGurk (Convener): Councillor Robert Innes (Depute Convener):

Councillor Jacqueline Cameron: Councillor Janis McDonald: Councillor Iain McMillan:

Hybrid Meeting

Please note that this meeting is scheduled to be held in the Council Chambers. However, it is a hybrid meeting and arrangements have been made for members to join the meeting remotely should they wish.

Webcasting of Meeting

This meeting will be filmed for live or subsequent broadcast via the Council's internet site – at the start of the meeting the Convener will confirm if all or part of the meeting is being filmed. To find the webcast please navigate to

<https://renfrewshire.public-i.tv/core/portal/home>

Members of the Press and Public

Members of the press and public wishing to attend the meeting should report to the customer service centre where they will be met and directed to the meeting.

Further Information

This is a meeting which is open to members of the public.

A copy of the agenda and reports for this meeting will be available for inspection prior to the meeting at the Customer Service Centre, Renfrewshire House, Cotton Street, Paisley and online at <http://renfrewshire.cmis.uk.com/renfrewshire/CouncilandBoards.aspx>

For further information, please either email democratic-services@renfrewshire.gov.uk or telephone 0141 487 1101.

Items of business

Apologies

Apologies from members.

Declarations of Interest

Members are asked to declare an interest in any item(s) on the agenda and to provide a brief explanation of the nature of the interest.

- 1 Spotlight - Police Scotland Divisional Update**
Verbal Report by Senior Officers, Police Scotland.
- 2 Renfrewshire Local Policing Plan (LPP) 2023-26** **5 - 8**
Report by Director of Communities and Housing Services.
- 3 Scottish Police Authority Corporate Strategy 2023-26** **9 - 14**
Report by Director of Communities and Housing Services.
- 4 Police Scotland - Quarterly Performance Report** **15 - 24**
Report by Police Scotland.
- 5 Scottish Fire and Rescue Service - Quarterly Performance Report** **25 - 34**
Report by Scottish Fire and Rescue Service.
- 6 Local Issues**
Verbal Report by Police Scotland and Scottish Fire and Rescue Service.



To: **Police and Fire & Rescue Scrutiny Sub-Committee**

On: **17 January 2023**

Report by: **Director of Communities and Housing Services**

Heading: **Renfrewshire Local Policing Plan 2023-26**

1. Summary

- 1.1. This report provides comments on the proposed Renfrewshire Local Policing Plan (LPP). The Local Policing Plan contains information about the police priorities set out for 2023 - 2026. The plan outlines how Police Scotland intend to deliver policing services across Renfrewshire over the next three years and highlights the outcomes they aim to achieve over that period.
 - 1.2. A consultation on the content of the Local Policing Plan opened on 3 November 2022 and will remain open until 12 February 2023. The consultation, and a copy of the draft plan for Renfrewshire can be found here - <https://consult.scotland.police.uk/strategy-insight-and-innovation/lpp2023/>
 - 1.3. The new Plans will cover the period to 2026 and publication is expected on 1 April 2023.
-

2. Recommendations

- 2.1 It is recommended that the Police and Fire & Rescue Scrutiny Sub-Committee
 - (i) agree the comments on the Renfrewshire Local Policing Plan 2023-26 as outlined in section 4 of this report for submission in line with the timescales for conclusion of the consultation process.
-

3. Background

- 3.1. The Police and Fire Reform (Scotland) Act 2012 places a statutory duty on Police Scotland to work with local authorities to develop and implement Local Policing Plans across the 32 local authority areas in Scotland. The LPPs are developed in collaboration with local authorities, seeking the views of local communities on topics they would like addressed to improve the area and everyday lives.

- 3.2. As part of the development work Police Scotland also engages with Community Planning Partners to seek to align local policing plans and priorities with Local Outcome Improvement Plans (LOIPs). In 2017, the Community Planning Partnership agreed a 10 year LOIP for Renfrewshire, which is locally referred to as the Community Plan.
- 3.3. During 2022, a refresh of the existing Community Plan was undertaken, providing an opportunity for partners to refocus and restate priorities at the mid-term stage of the Plan. In reviewing the Community Plan, the Community Planning Partnership agreed that the original outcomes and aims set out within the 2017-2027 plan remain robust, but that there is a need to focus much more strongly on where collective action by partners can make the most difference. The Community Plan refresh was approved by the Council at its meeting on 29 September 2022.
- 3.4. The Local Policing Plan 2023-26 highlights that much has changed since the publication of the previous LPP in 2020. The report explains that priorities have been re-examined in order to respond to the current climate, considering the continued recovery from the COVID global pandemic and the current cost of living crisis along with the harm caused by both.

4. Renfrewshire Council's comments on the Renfrewshire Local Policing Plan 2023-26

- 4.1. Renfrewshire Council welcomes the approach and focus set out in the Local Policing Plan 2023-2026, and the recognition of the strong partnership working already well established in Renfrewshire that will help support the Police priorities which are aligned to priorities within the Renfrewshire Community Plan.
- 4.2. There is a strong track record of partnership working within Renfrewshire and the Local Policing Plan recognises that as key partners in the Renfrewshire Community Partnership Hub that Police Scotland work closely with Renfrewshire Council and other partners to identify emerging concerns and this collaborative approach ensures early intervention and resolution.
- 4.3. The partnership working structures in Renfrewshire - Renfrewshire Community Safety Partnership, Community Protection Chief Officers Group, Police and Fire & Rescue Scrutiny Sub Committee and other community structures - provide a robust framework for regular partnership working that enables partners to engage in an informed basis in identifying and setting priorities.
- 4.4. Police Scotland are active partners in the protection of vulnerable adults, children and the management of offenders within Renfrewshire. The local division contribute effectively to planning and responding to these agendas by their membership of the Adult and Child Protection Committees and the Senior Officer Group for the Management of Offenders. Also membership to the CONTEST strategic groups, Financial Harm and Prevent/Divert subgroups helps drive the safeguarding and protection agenda collaboratively. The data from these meetings is used effectively to plan local priorities.

- 4.5. Renfrewshire Council will continue to develop the sharing of information, intelligence and data to support the existing effective partnership working and where there is specialist third sector knowledge in the local area about a particular community or locality, we will ensure specific engagement that captures this knowledge to inform priority setting.
-

Implications of this report

1. **Financial** - none
 2. **HR and Organisational Development** - none
 3. **Community/Council Planning** - none
 4. **Legal** - none
 5. **Property/Assets** - none
 6. **Information Technology** - none
 7. **Equality & Human Rights** - The recommendations contained within this report have been assessed in relation to their impact on equalities and human rights. No negative impacts on equality groups or potential for infringement of individuals' human rights have been identified arising from the recommendations contained in the report because it is for noting only.
 8. **Health and Safety** - none
 9. **Procurement** - none
 10. **Risk** - none
 11. **Privacy Impact** - none
 12. **COSLA Policy Position** - none
 13. **Climate Change** - none
-

List of Background Papers

None



To: **Police and Fire & Rescue Scrutiny Sub-Committee**

On: **17 January 2023**

Report by: **Director of Communities and Housing Services**

Heading: **Scottish Police Authority Corporate Strategy 2023-26**

1. Summary

- 1.1. This report provides comments on the draft Scottish Police Authority Corporate Strategy 2023-26. The Strategy sets out the Scottish Police Authority's vision, values and ambition, providing direction to the corporate organisation and supporting delivery of the overarching Strategic Police Plan, aligned to the Scottish Government Strategic Police Priorities.
 - 1.2. At this moment the Scottish Police Authority are welcoming the views and observations from stakeholders including local authorities through open-ended responses which will help inform their final draft. It is the Authority's intention once they have developed a final draft to consult in a wider and in a more structured manner.
 - 1.3. The deadline for providing comments was Monday 16 January 2023, and as a result of this, the response on behalf of Renfrewshire Council was provided to the Scottish Police Authority within their timescales and this is detailed in section 4 of this report.
-

2. Recommendations

- 2.1 It is recommended that the Police and Fire & Rescue Scrutiny Sub-Committee
 - (i) note the comments on the draft Scottish Police Authority Corporate Strategy 2023-26, as outlined in section 4 of this report which were submitted in line with the timescales for conclusion of the consultation process on 16 January 2023; and
 - (ii) agree that Renfrewshire Council's response to the formal consultation on the final draft be brought to the Police and Fire & Rescue Scrutiny Sub-Committee.
-

3. Background

- 3.1. The introduction of a new national police service in the Police and Fire Reform (Scotland) Act 2012 required new and robust accountability and support arrangements. As a result, the Scottish Police Authority came into being on 1 April 2013 and was designed to provide clear separation between Scottish Ministers and the police service.
- 3.2. The current Scottish Police Authority Corporate Plan covers the period 2020-2023 and sets out the role and responsibilities of the Scottish Police Authority as the governance body for policing in Scotland, the outcomes they seek to achieve and the high level activities designed to achieve them.
- 3.3. The Authority have carried out a light touch review exercise, which suggested that their high level strategic outcomes within the 2020-23 document remained broadly suitable for current and future delivery. Following this review, the Authority wishes to test the conclusions of their review by requesting the views and observations of stakeholders, including local authorities.
- 3.4. The Authority have produced a draft plan on a page, which is attached as appendix 1 to this report, which highlights the five strategic outcomes within the draft Scottish Police Authority Corporate Strategy 2023-26.

4. Renfrewshire Council's comments on the draft Scottish Police Authority Corporate Strategy 2023-26

- 4.1. Renfrewshire Council welcomed the opportunity to provide views and observations on the draft Scottish Police Authority Corporate Strategy 2023-26 and the comments provided to the Authority within the deadline of 16 January 2023 are outlined below.
- 4.2. "Renfrewshire Council notes the 5 strategic outcomes contained within the draft Scottish Police Authority Corporate Strategy 2023 – 2026 and agree that they remain suitable for current and future delivery – with a clear focus on strengthening the Police and their partnerships with other organisations and the community which will support and strengthen the local Community Safety Partnership. The Council is committed to working closely with Police Scotland as part of the Renfrewshire Community Safety Partnership as they continue to deliver these outcomes at a Divisional level across Renfrewshire."

Implications of this report

- 1. **Financial** - none
- 2. **HR and Organisational Development** - none
- 3. **Community/Council Planning** - none
- 4. **Legal** - none
- 5. **Property/Assets** - none

6. **Information Technology** - none
 7. **Equality & Human Rights** - The recommendations contained within this report have been assessed in relation to their impact on equalities and human rights. No negative impacts on equality groups or potential for infringement of individuals' human rights have been identified arising from the recommendations contained in the report because it is for noting only.
 8. **Health and Safety** - none
 9. **Procurement** - none
 10. **Risk** - none
 11. **Privacy Impact** - none
 12. **COSLA Policy Position** - none
 13. **Climate Change** - none
-

List of Background Papers

None

Our Vision: Policing in the Public Interest

Our Values: Respect, Integrity, Public Service



Strategic outcome 1

Communities are informed and confident that policing is accountable

We will do this by:

- Strengthening relationships with communities and actively seeking to engage stakeholders in our work
- Communicating and engaging on the success of, and challenges faced by, policing in Scotland using an Outcomes based framework
- Ensuring transparency in the work of the Authority and Police Scotland



Strategic outcome 2

We have effective collaboration with partners

We will do this by:

- Promoting Scottish policing in the UK and beyond; proactively identifying and engaging with all stakeholders on issues of significant public interest
- Taking an active and strategic role in understanding and defining the police role in service delivery across the public sector
- Actively engage with Police Scotland and Forensic Services to build strong partnerships across organisational boundaries.



Strategic outcome 3

Resourcing requirements are based on evidence, need and best value

We will do this by:

- Maintaining adaptable, effective, efficient and sustainable police and forensic services
- Ensuring service transformation is based on robust evidence that demonstrates best value
- Maintaining a focus on equality and human rights considerations across the Authority's work.



Strategic Outcome 4

Our workforce is valued, engaged and skilled

We will do this by:

- Ensuring that an appropriately resourced, diverse and sustainable workforce is in place underpinned by a robust approach to employee engagement and wellbeing
- Ensuring that effective mechanisms are in place to engage with staff associations and trade unions as key organisational stakeholders
- Demonstrating responsible employment practice, with a focus on health, safety and welfare



Strategic Outcome 5

We are a learning organisation, where decision making and scrutiny are evidence led

We will do this by:

- Ensuring that service delivery, resourcing and investment decisions across the policing system are based on robust evidence
- Analysing research and evidence sources to support horizon scanning, planning and policy development
- Developing the range of evidence used to inform the Authority's decision making, and communicate with the public and stakeholders on the future of policing

Renfrewshire

Performance Summary Report

Reporting Period: 01/04/22- 30/11/22

Total Crime



-5.5%



10,066 Crimes

Incidents Recorded

-12.1%



29,713

Common Assault

-3.3%



1,127

Overall Dishonesty

+2.8%



2,149

Domestic Abuse Incidents

-6.8%



1,203

Violent Crime

-4.6%



1,256

Sexual Crime

-3.7%



266

Road Deaths and Serious Injuries

-0.9%*



106 *on PYTD

Disorder Complaints

-29.7%*



4,044 *on four year average

Missing People

+45%*



522 *on PYTD

Counter Terrorism



The National Terrorism Threat level is SUBSTANTIAL. This means that an attack is likely.

Housebreaking

-40.1%



137

Renfrewshire

Performance Summary Report

Reporting Period:
1 Apr 2022 to 30 November 2022



SECTION	PAGE NUMBER
Introduction	2
Executive Summary	3
Demand Analysis	4
Online and Cybercrime	5
Acquisitive Crime	5
Counter Terrorism & Domestic Extremism	5
Antisocial Behaviour, Violence & Disorder	6
Serious Organised Crime	7
Protecting People at Risk of Harm	7
Road Safety & Road Crime	8
Public Confidence - Complaints & Allegations	9

Introduction

I am pleased to present this report to the Police Fire and Rescue Committee for its information and consideration.





Please note that all data included in this report are management information and not official statistics.

All data are sourced from Police Scotland internal systems and are correct as of date of publication.

Unless stated otherwise numerical comparisons are against the previous five year average for the same data period specified.

RENFREWSHIRE POLICING PRIORITIES 2018-2022

- 1 Drug dealing and drug misuse
- 2 Violence and antisocial behaviour
- 3 Dishonesty
- 4 Road Safety

PRIORITY AREA	EXECUTIVE SUMMARY
Drug supply and misuse 	<p>Drug dealing and misuse continues to be a priority area for our attention in Renfrewshire, as communities tell us they are concerned about the harm caused. Due to the continued focus and proactivity on the issue, there has been an increase of 23.2% in the number of detected drug supply offences, compared to the previous five year average. In the reporting period, a total of 101 crimes have been reported to the Crown. We continue to gather intelligence for further enforcement action in Renfrewshire.</p>
Violence & ASB 	<p>Overall, recorded violent crime has fallen by 4.6% on the five year average, with crimes also remaining 0.4% on the previous year. Common assaults (including on police officers and other emergency workers) have fallen by 3.3%, while serious assaults have decreased by 7.6%. Meanwhile, public complaints of disorder have fallen by 29.7% on the previous four year average.</p>
Dishonesty 	<p>Overall crimes of dishonesty have risen by 2.8% on the previous five year average, predominantly being driven by a rise in common theft and fraud. Most other forms of acquisitive crime have fallen, with housebreaking crime, for example, decreasing by 40.1% (with a drop in all sub-types of housebreaking crime, meaning there have been fewer dwelling house, outbuilding, and commercial/public building house-breaking crimes). Acquisitive crimes targeting motor vehicles are also down by 38.3%.</p>
Road Safety 	<p>Road injuries and deaths have decreased by 0.9% on the previous year, to a total of 106 (two road deaths, 39 serious injuries and 65 slight injuries). No children have been killed in road collisions in the current year, though five have been seriously injured—a rise of three on the previous year.</p>

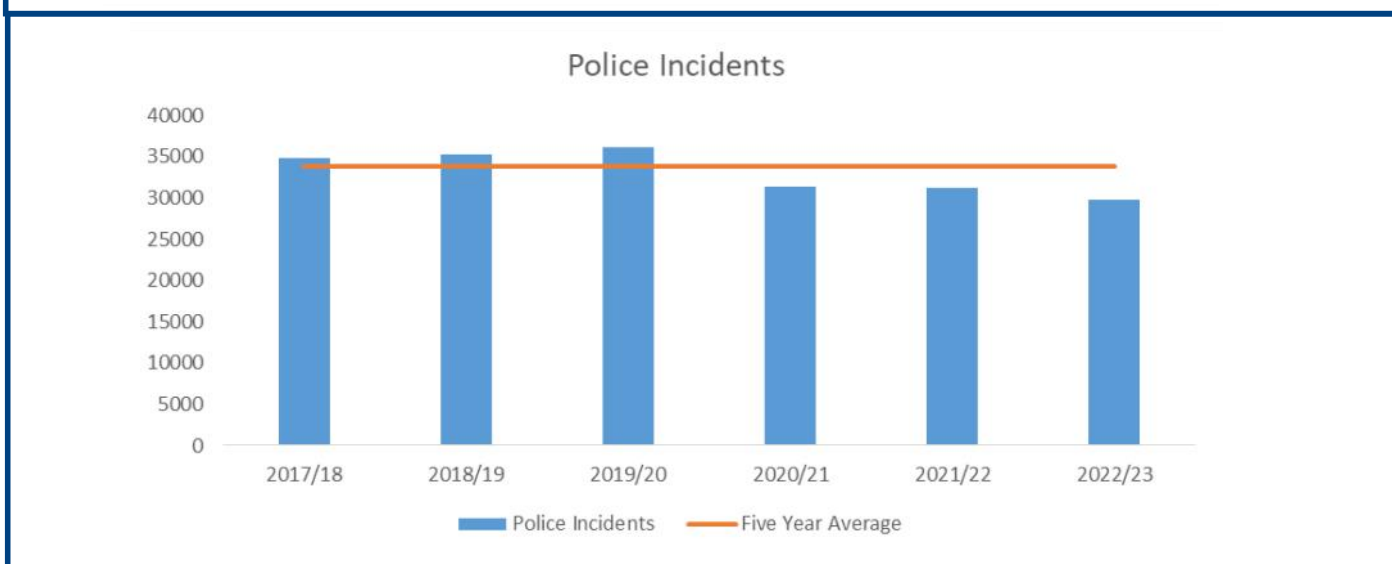
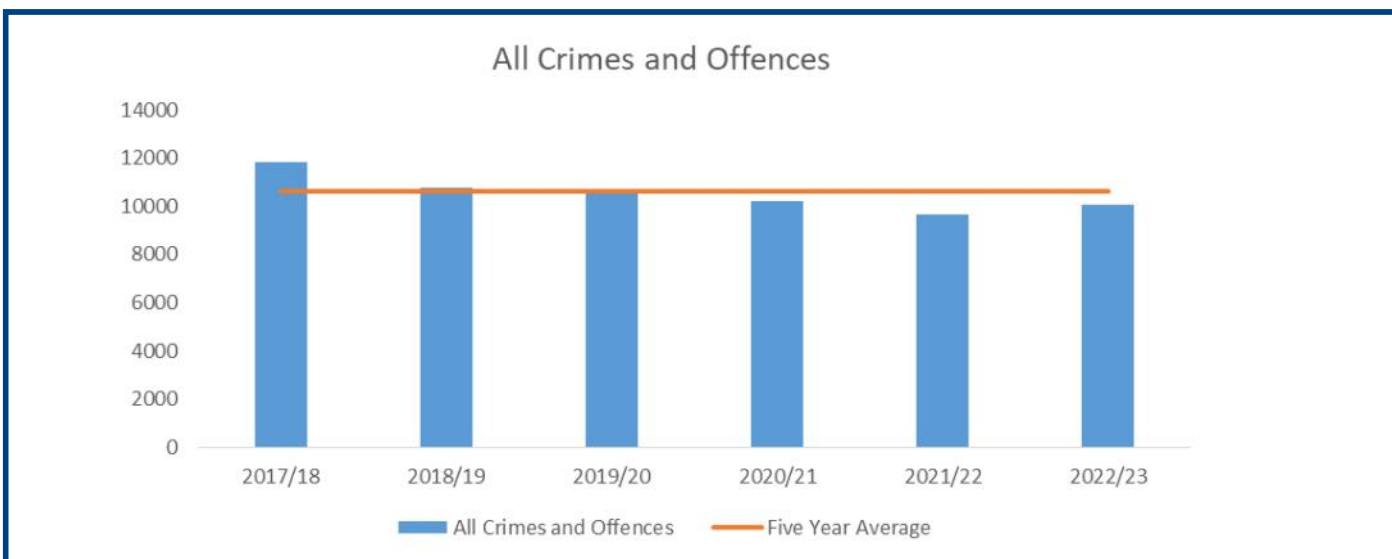
POLICE SCOTLAND'S POLICING PRIORITIES 2021-2022

- Protecting vulnerable people
- Working with communities
- Tackling crime in the digital age
- Support for operational policing

DEMAND ANALYSIS - *

PYTD - PREVIOUS YEAR TO DATE CYTD - CURRENT YEAR TO DATE

CRIME	PYTD *	CYTD *	INCIDENTS	PYTD	CYTD
Total Crimes & Offences	6,149	6,373	Total number of incidents	21,912	20,907



The volume of recorded crime and offences has increased by 3.9% on the previous year, they have fallen by 5.5% on the five year average. The drop in overall recorded crime and offences on the previous five year average can be attributed to a decrease in recorded non-violent sexual offences, fireraising and malicious mischief, miscellaneous offences, and offences relating to motor vehicles. Meanwhile, non-sexual crimes of violence have risen against five year average figures (predominantly as a result of a rise in crimes of threats and extortion, many of which are cyber-enabled), as have reported crimes of dishonesty and other (pro-activity) crimes.

ONLINE & CYBERCRIME - DATA OVERVIEW

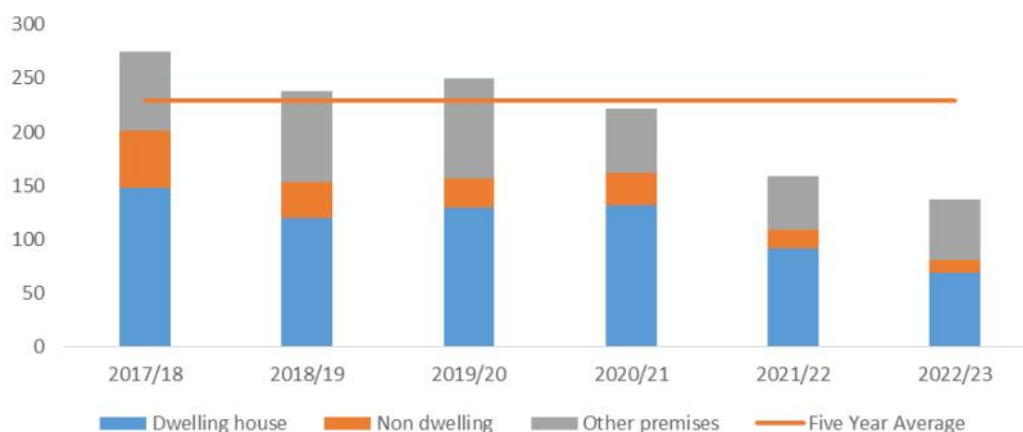
CONTEXT:



Analysis identified a minimum of 343 cybercrimes in the reporting period in Renfrewshire, suggestive of a rise of over 18% on the previous year. Around 80% of identified cybercrimes fell into one of the following three categories: threatening and abusive communications offences; fraud; and threats and extortion.

ACQUISITIVE CRIME — DATA OVERVIEW

Housebreaking Crimes



522 shoplifting crimes have been recorded – a decrease of 6.5% on the five year average. Meanwhile, the detection rate fell by 10.5 percentage points on the previous five year average to 60.3% in the current reporting year.



Housebreaking crimes (including attempts) fell by 40.1% on the five year average, to a total of 137 crimes. The detection rate is 20.4%, 2.9 percentage points below the five year average rate. Slightly over half of recorded HB crimes involved dwelling houses being targeted.



Motor vehicle crimes fell by 38.3% on the five year average, to a total of 180 crimes. 43% of these crimes related to theft of motor vehicles. The MV crime detection rate is 40.6%, an increase of 13.8 percentage points on the five year average rate. There have been 37 detections for the theft of motor vehicles.



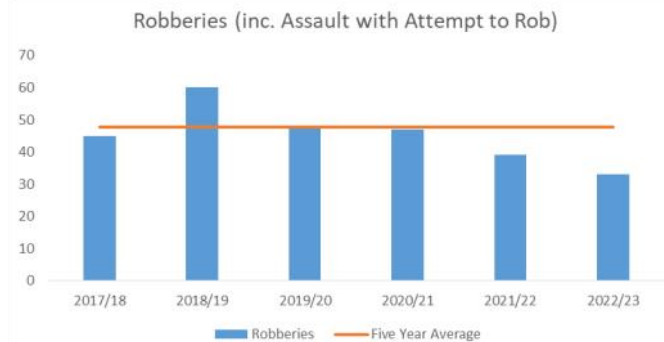
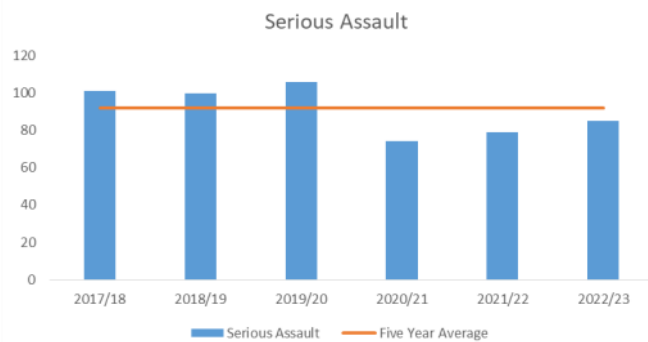
Nine doorstep/bogus crimes have been recorded in the reporting period, one fewer than recorded in the same period in the previous year. Three crimes reported in the current year have been detected.

COUNTER TERRORISM & DOMESTIC EXTREMISM

The current threat to the UK from terrorism is SUBSTANTIAL—meaning that an attack is likely.

ANTISOCIAL BEHAVIOUR, VIOLENCE & DISORDER - DATA OVERVIEW

1 APR 2022 TO 30 NOV 2022 - OBJECTIVE: Reduce the number of victims of violent crime



214 Group 1 non-sexual crimes of violence have been recorded, an increase of 10.7% compared to the previous five year average. This rise predominantly being due to an increase in crimes of threats and extortion (up from a five year average of around seven crimes to 38 in the current year).

One murder and ten attempted murders have been recorded, with a drop in the number of murders but slight rise in the number of attempted murders as compared to previous five year average figures. Meanwhile, fewer robberies and serious assaults have been recorded as compared to the five year average.

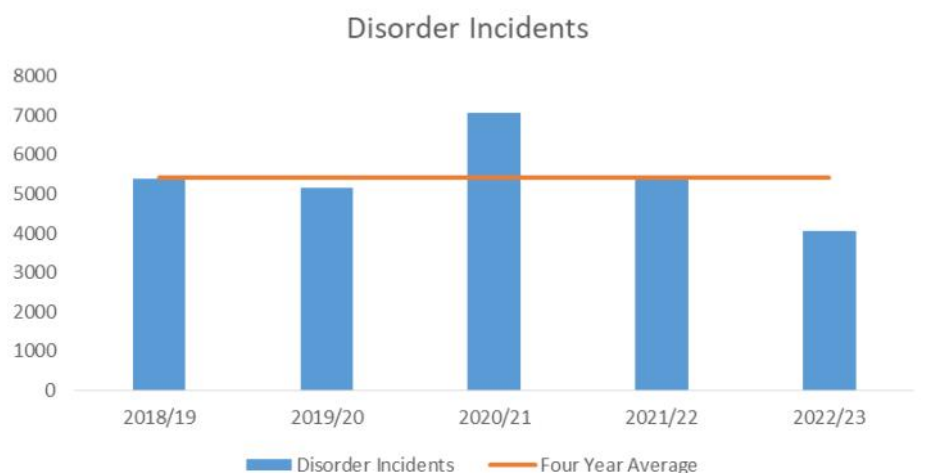
The murder and attempted murder detection rate is 100%, while the serious assault and robbery detection rates stand at 63.5% and 54.5% respectively.

1,127 common assaults were recorded in the current year, of which 12% targeted police officers and other emergency workers. Recorded common assault figures are down by 3.3% on the five year average, while the detection rate is 68.9%, compared to a five year average rate of 69.9%.

85 wilful fireraising crimes have been recorded, a rise of 13.9% on the five year average. However, crimes within the current reporting year are following a decreasing trend and figures in the recent period have been relatively low. The detection rate is 16.5%, a drop of 4.7 percentage points.

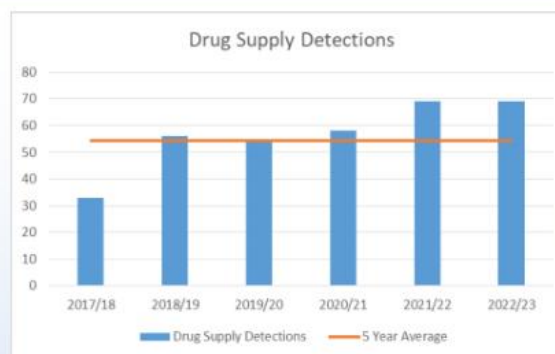
Antisocial Behaviour

Public complaints regarding disorder fell by 29.7% against the previous four year average and by 25.1% against the same period last year. 4,044 complaints relating to disorder have been reported in the current year.



SERIOUS ORGANISED CRIME - DATA OVERVIEW

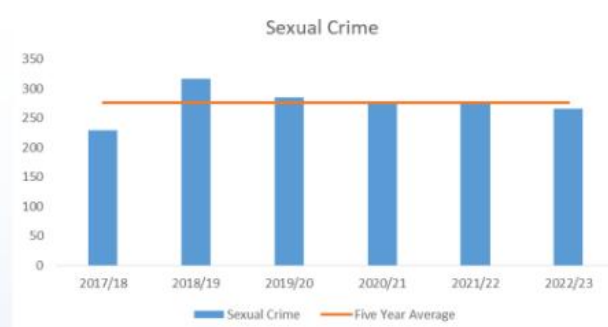
In the reporting period, there were 69 detections for drug supply, production and cultivation offences—an increase of 27.3% on the previous five year average. Meanwhile, the detection rate for all recorded drug supply offences was 121.1%, an increase of 30.1 percentage points on the five year average.



Commodity seizures included Etizolam, cocaine and cannabis. Proactive work is carried out on a daily basis by teams based within Renfrewshire, supported by Divisional teams, which specifically target the Serious and Organised Crime groups, two of which predominantly impact on Renfrewshire. Enforcement activity is intelligence led to ensure the right people are being targeted in the right places. We continue to gather intelligence for further enforcement action in Renfrewshire and it remains a priority for officers to carry out intelligence led patrols ensuring that individuals involved in the possession and supply of controlled drugs are proactively engaged, subsequently leading to obtaining and executing search warrants.

PROTECTING PEOPLE AT RISK FROM HARM - DATA OVERVIEW

Reported sexual crimes fell by 3.7% on the previous five year average, to a total of 266. Recorded rape and attempted rape have fallen by 24.2% on the five year average. The detection rate has risen by over 15 percentage points to 72.6%. Nearly 20% of sexual crimes recorded in Renfrewshire in the current reporting year have involved non-recent reporting, i.e. the crime occurred more than one year prior to the date of being reported to Police.



MISSING PEOPLE

There were 522 recorded missing persons incidents, an increase of 45% on the previous year. Nearly 13% of the total number of incidents related to the top five most frequent missing persons within Renfrewshire, all of whom were young people aged 16 years or under. Overall, around 80% of all missing persons in Renfrewshire were aged under 19 years or under. Young Persons' Units continue to feature predominantly amongst the most common locations for missing persons incidents (41%).

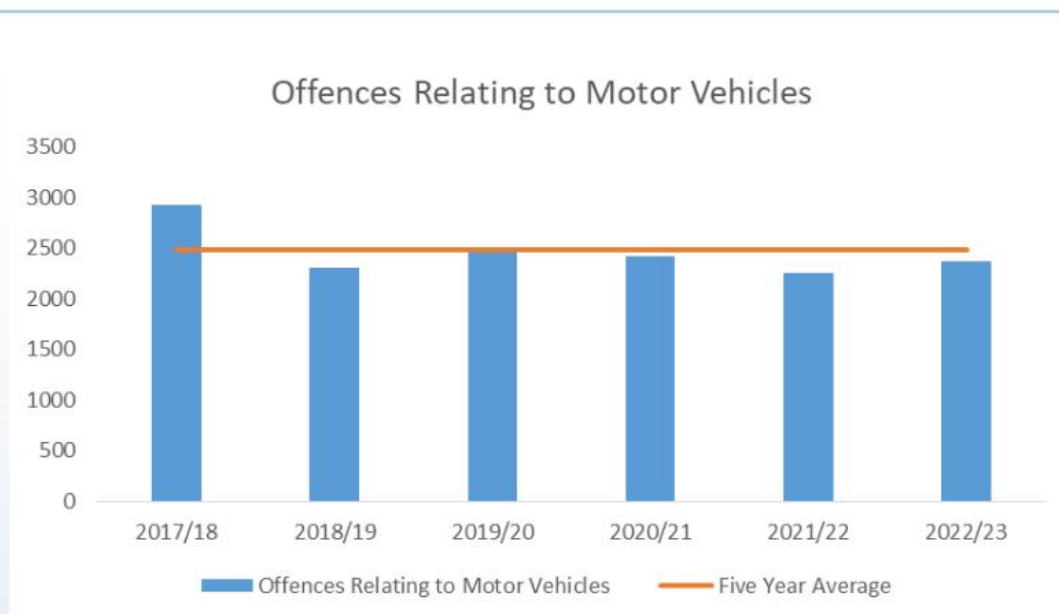
Nearly three quarters of all missing people were traced within 24 hours, and half of all missing people being traced within 12 hours. Less than three percent of incidents involved people being missing for a week or more.

ROAD SAFETY & ROAD CRIME - DATA OVERVIEW

PRIORITY: REDUCE THE NUMBER OF PERSONS KILLED OR INJURED ON OUR ROADS

Road Traffic Casualties		2021/22	2022/23
	Number of persons killed on our roads	3	2
	Number of persons seriously injured	33	39
	Number of persons slightly injured	71	65
	Number of children seriously injured	2	5

Road Traffic Data from 01/04/2022 to 30/11/2022



Two road fatalities occurred in the reporting period—one fewer than occurred in the same period last year. However, serious road injuries rose by 18.2%, to a total of 39 in the current year (an increase of six on the previous year). Slight road injuries fell from 71 in the previous year to 65 in the current. Overall, one fewer road fatality/injury occurred in the current year.

While there have been no road fatalities involving children in the current year, five children have been seriously injured in road collisions, three more than recorded in the previous year.

PUBLIC CONFIDENCE: COMPLAINTS & USER SATISFACTION

COMPLAINTS ABOUT THE POLICE

From 01/04/2022– 30/11/2022

Allegation Category and Type	PYTD	YTD	% change from PYTD
On Duty - TOTAL	232	151	-34.9%
Assault	13	8	-38.5%
Corrupt Practice	8	0	-100.0%
Discriminatory Behaviour	5	0	-100.0%
Excessive Force	21	15	-28.6%
Incivility	52	32	-38.5%
Irregularity in Procedure	114	79	-30.7%
Neglect of Duty	2	1	-50.0%
Oppressive Conduct/Harassment	8	3	-62.5%
Other - Criminal	1	2	100.0%
Other - Non Criminal	6	0	-100.0%
Traffic Irregularity/Offence	1	3	200.0%
Unlawful/Unnecessary Arrest or Detention	1	8	700.0%
Quality Of Service - TOTAL	59	68	15.3%
Policy/Procedure	7	13	85.7%
Service Delivery	22	15	-31.8%
Service Outcome	30	40	33.3%
Grand Total	291	219	-24.7%

A total of 219 allegations have been made in the current reporting year—a decrease of nearly a quarter on the same period last year. There were 151 ‘On Duty’ allegations and 68 ‘Quality of Service’ allegations.



Renfrewshire Performance Report 1st October 2022 - 31st December 2022



SCOTTISH
FIRE AND RESCUE SERVICE
Working together for a safer Scotland

**Working together
for a safer Scotland**

Renfrewshire Performance Report

Table of Contents

Local Fire and Rescue Service Plan Priorities	3
Renfrewshire Activity Summary	4
Domestic Safety - Accidental Dwelling Fires	5
Domestic Safety - Accidental Dwelling Fire Casualties	6
Unintentional Injury and Harm	7
Deliberate Fire Setting	8
Non-Domestic Fire Safety	9
Unwanted Fire Alarm Signals	10

Local Fire and Rescue Service Plan Priorities

The Local Fire and Rescue Service Plan has been developed to set out the priorities and objectives within Renfrewshire and allows our local authority partners to scrutinise the performance outcomes of these priorities. We will continue to work closely with our partners in Renfrewshire to ensure we are all **“Working Together for a Safer Scotland”** through targeting risks to our communities at a local level.

The plan has been developed to complement key partnership activity embedded across Renfrewshire Community Plan and associated Delivery and Thematic plans. Through partnership working we will seek to deliver continuous improvement in our performance and effective service delivery in our area of operations.

The Local Fire and Rescue Plan for Renfrewshire identified six areas for demand reduction and is subject to regular monitoring and reporting through the Police / Fire and Rescue Committee. A summary of the priorities and current activity is detailed below with further detail and analysis contained within this performance report.

	Accidental Dwelling Fires	Accidental Dwelling Fire Casualties	Unintentional Injury and Harm	Deliberate Fire Setting	Non-Domestic Fire Safety	Unwanted Fire Alarm Signals
Bishopton, Bridge of Weir and Langbank	1	0	1	0	0	10
Erskine and Inchinnan	2	0	0	2	1	20
Houston, Crosslee and Linwood	1	0	1	5	0	11
Johnstone North, Kilbarchan, Howwood, Lochwinnoch	4	0	0	19	1	16
Johnstone South and Elderslie	2	1	2	9	1	23
Paisley East and Central	1	0	1	6	0	38
Paisley Northeast and Ralston	1	0	0	1	1	17
Paisley Northwest	2	0	7	13	0	64
Paisley Southeast	1	0	1	0	0	20
Paisley Southwest	4	0	3	6	1	6
Renfrew North and Braehead	2	0	3	11	2	29
Renfrew South and Gallowhill	1	0	7	6	1	51
Total Incidents	22	1	26	78	8	305
Year on Year Change	● -39%	▲ 0%	◆ 8%	● -20%	● -33%	◆ 8%
3 Year Average Change	● -16%	● -50%	◆ 8%	● -21%	● -10%	◆ 11%

About the statistics within this report

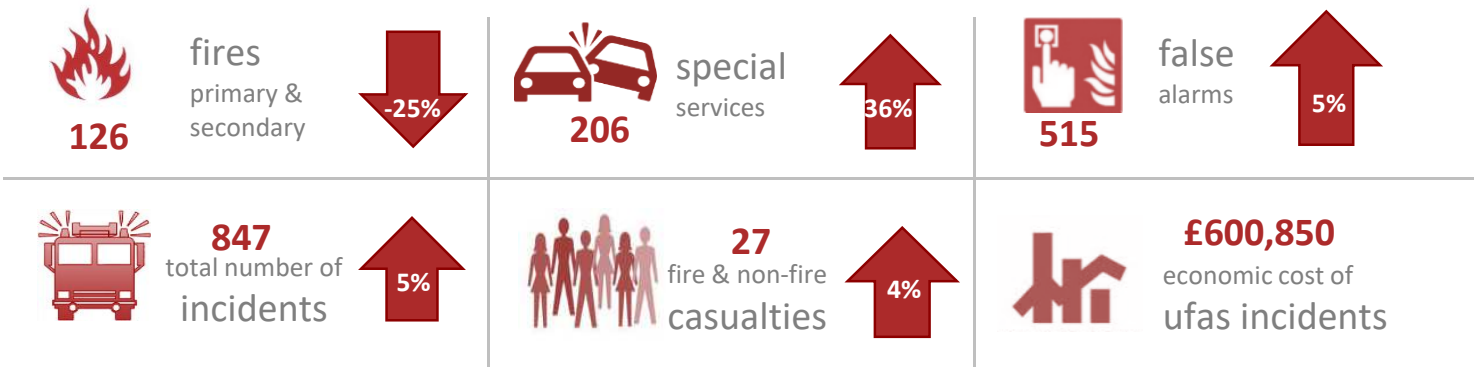
The activity totals and other statistics quoted within this report are published in the interests of transparency and openness. They are provisional in nature and subject to change as a result of ongoing quality assurance and review. Because all statistics quoted are provisional there may be a difference in the period totals quoted in our reports after local publication which result from revisions or additions to the data in our systems. The Scottish Government publishes official statistics each year which allow for comparisons to be made over longer periods of time.

● Activity levels have reduced by more than 5%

▲ Activity levels have reduced by up to 5%

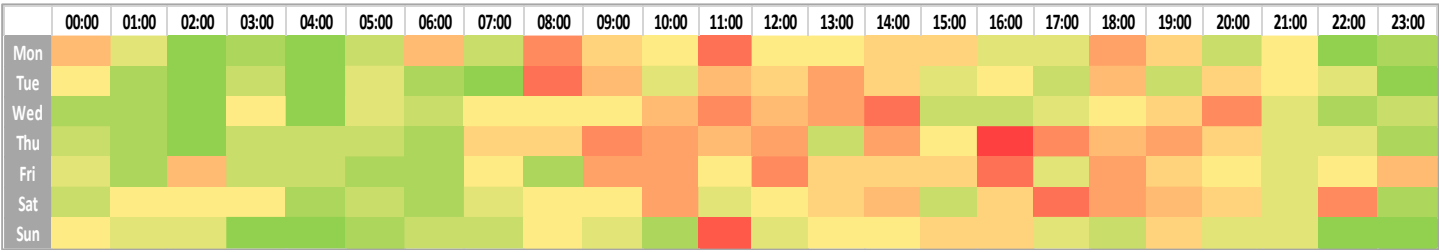
◆ Activity levels have increased overall

Renfrewshire Activity Summary

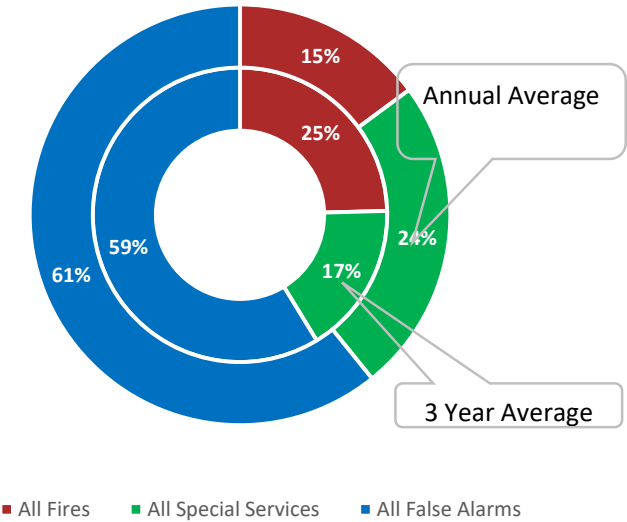


*data above is year on year change


Activity by Time of Day



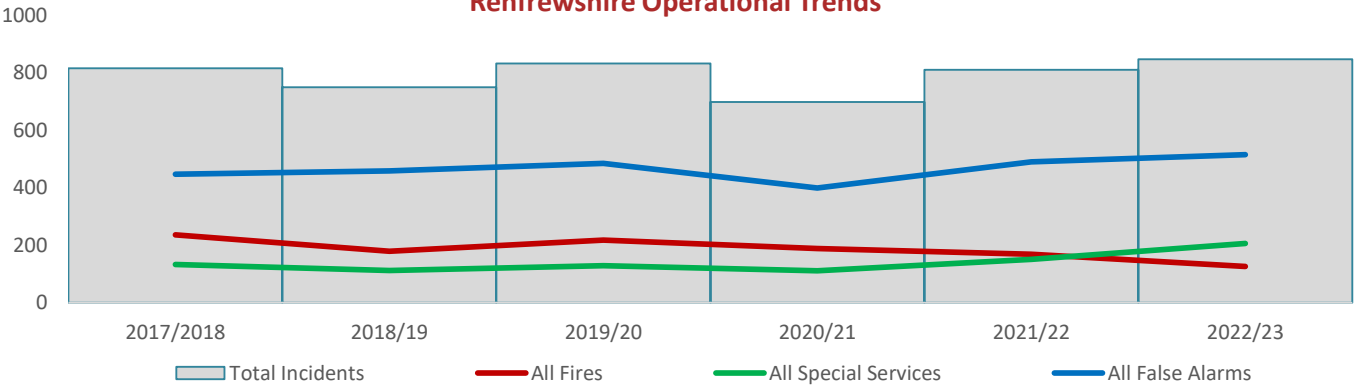
Incidents by Classification



Top 15 Incidents Types by %



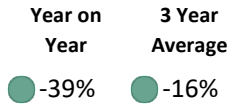
Renfrewshire Operational Trends



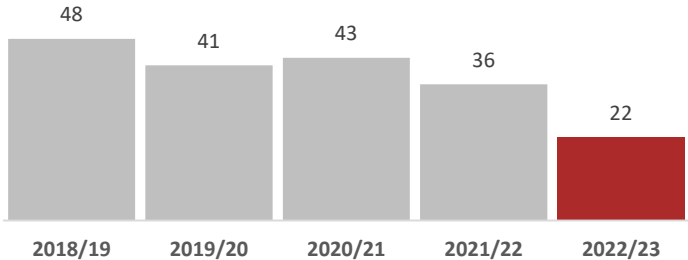
Domestic Safety - Accidental Dwelling Fires



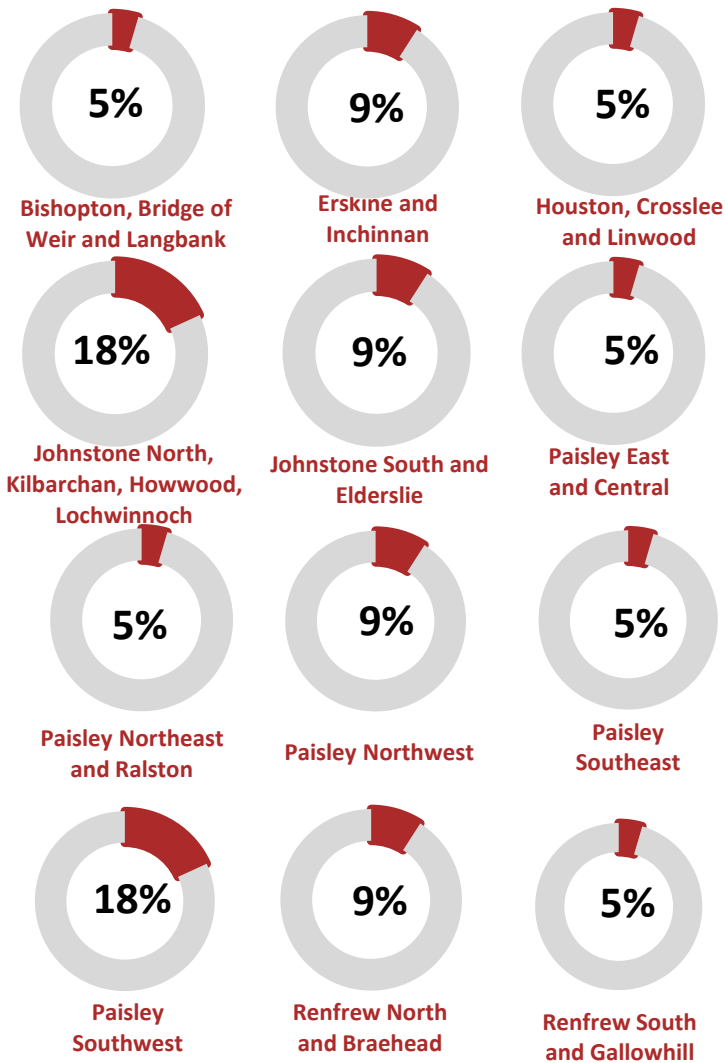
Performance Summary



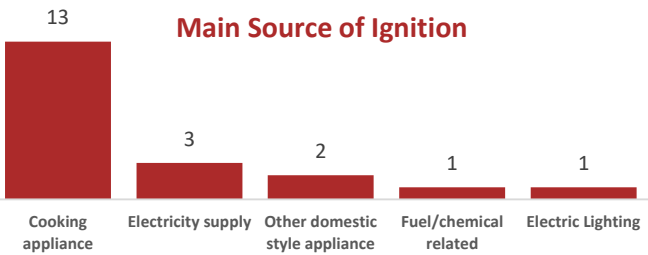
Accidental Dwelling Fires



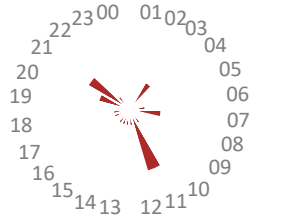
Accidental Dwelling Fires Activity by Ward (% share)



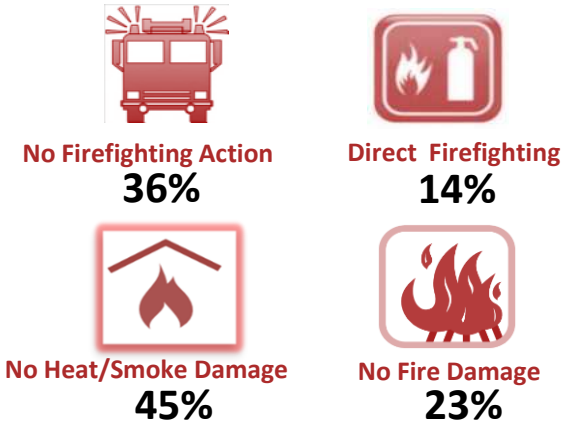
Main Source of Ignition



Accidental Dwelling Fires by Time of Day



Severity of Accidental Dwelling Fires



Human Factors



Automatic Detection & Actuation



Accidental Dwelling Fires show a decrease of 39% (14 incidents) from Q3 2021/22. Cooking remains the most common source of ignition within Renfrewshire accounting for 13 of the accidental dwelling fires. 36% (8) of the incidents required no firefighting action, 36% (8) were due to distraction and 9% (2) were due to alcohol/drug impairment. 19 of the 22 incidents had detection installed and 84% (16) of them operated and raised the alarm.

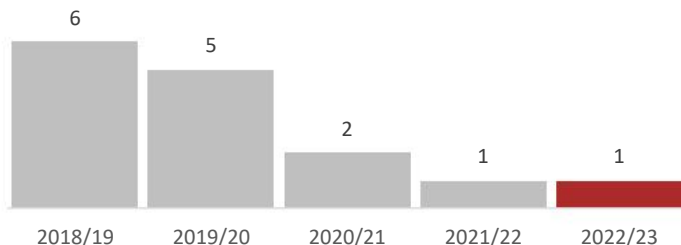
Domestic Safety - Accidental Dwelling Fire Casualties



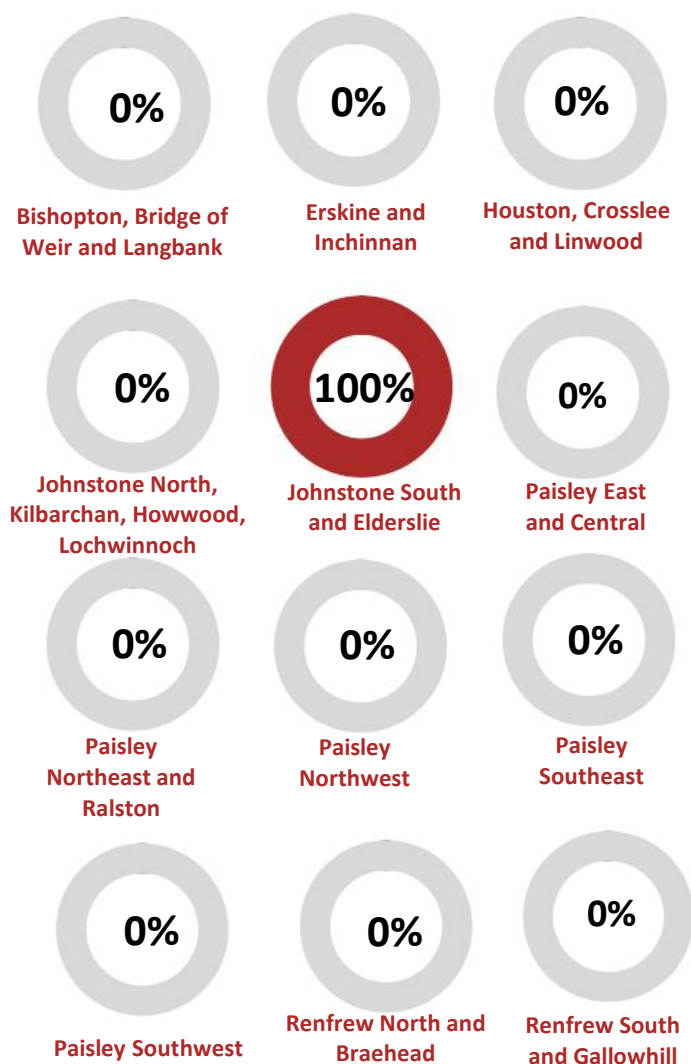
Performance Summary

Year on Year
0%
3 Year Average
-50%

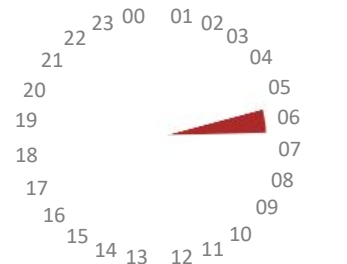
Accidental Dwelling Fires Casualties



Accidental Dwelling Fire Casualties by Ward (% share)



Fire Casualties by Time of Day



Nature of Injury

Overcome by smoke



100%



0%



0%



0%



0%



0%

Extent of Harm



Fatality

0%



Hospital - Serious Injuries

0%



Hospital - Slight Injuries

0%



First Aid at Scene

100%




Male
0%

Age / Gender Profile



Female
100%



This period mirrors the same period last year with 1 accidental dwelling fire casualty for the reporting period. The injuries sustained by the casualties were slight in nature requiring First Aid at the scene.

Unintentional Injury and Harm



Performance Summary

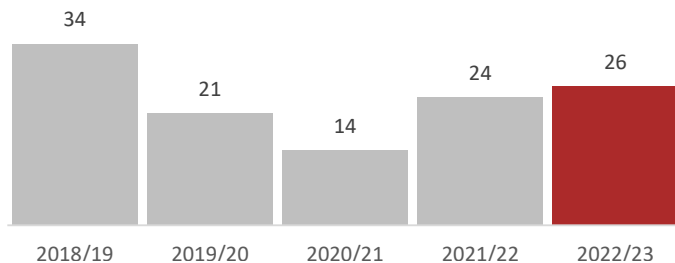
Year on Year

8%

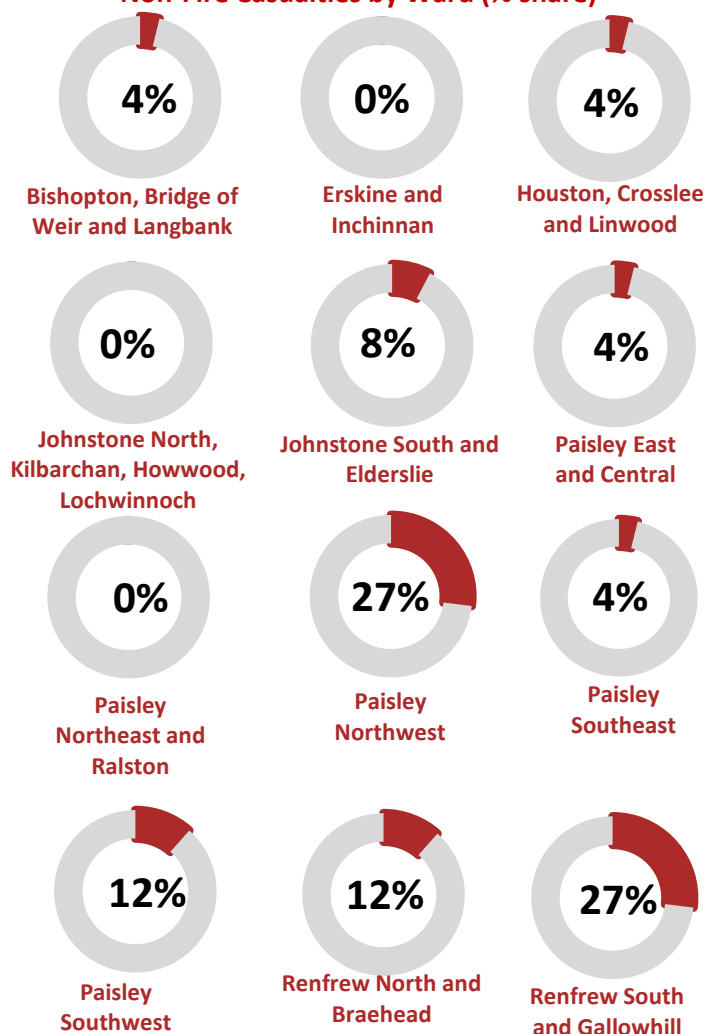
3 Year Average

8%

Non-Fire Casualties

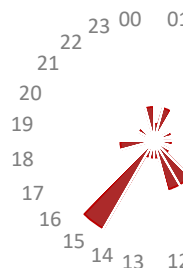


Non-Fire Casualties by Ward (% share)



Non-fire casualties increase by 2 from this period last year with a total of 26 casualties. Of the 26 casualties 10 were as a result of Road Traffic Collisions (38%). Incidents involving Assisting Other Agencies accounted for 58% (15 incidents) of all the activity within this indicator. Tragically, 3 fatalities were recorded this period. All were incidents where SFRS was assisting Blue Light partners.

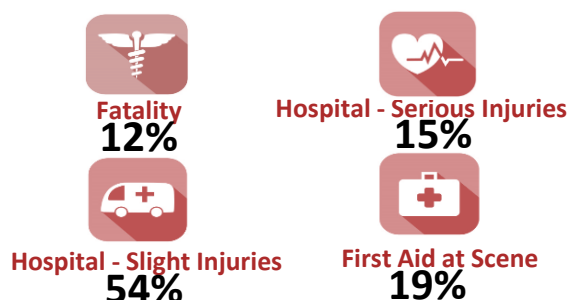
Non-Fire Casualties by Time of Day



Nature of Injury



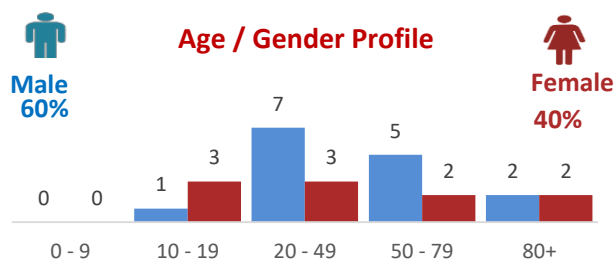
Extent of Harm



Non-Fire Emergency Activity



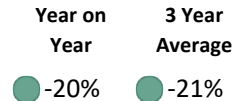
Age / Gender Profile



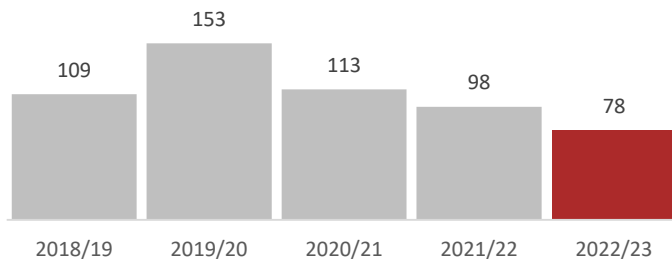
Deliberate Fire Setting



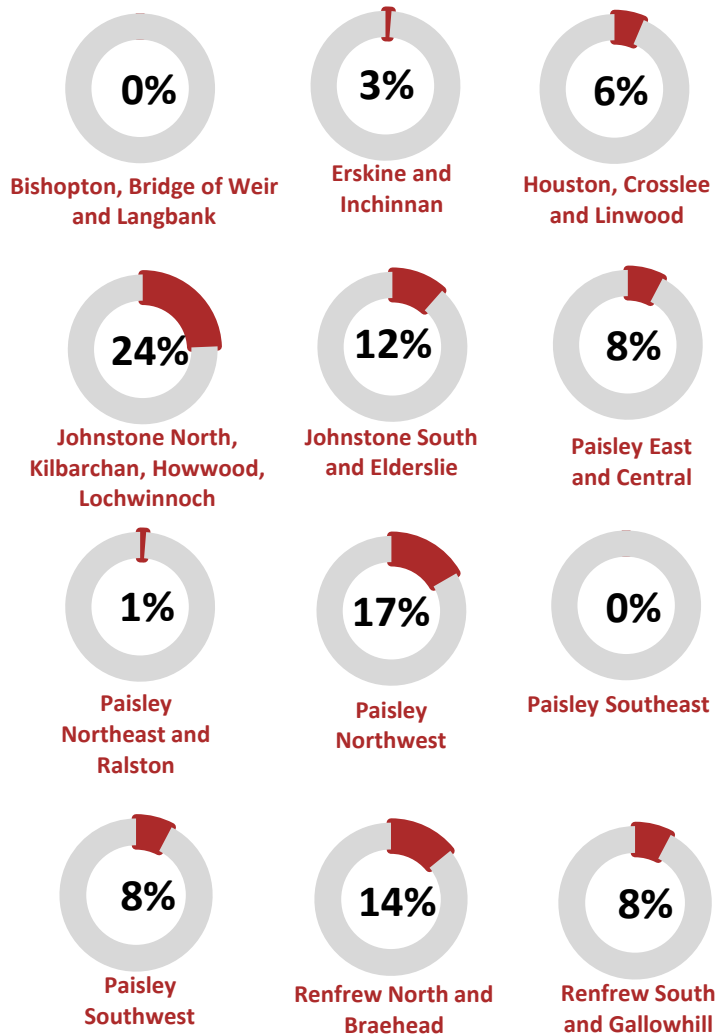
Performance Summary



Deliberate Fires

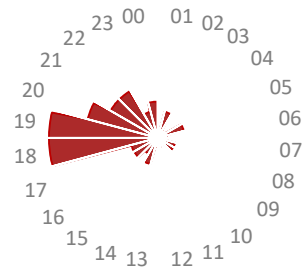


Deliberate Fires by Ward (% share)

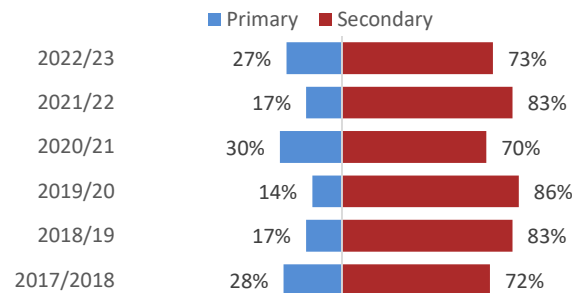


Deliberate fire setting shows a decrease of 20% (20) incidents from Q3 last year. Secondary fires accounted for 73% (57) of the incidents within this indicator.

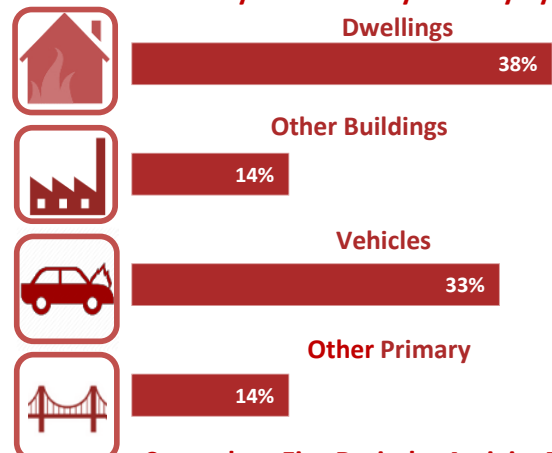
Deliberate Fires by Time of Day



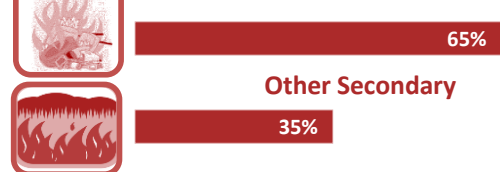
Deliberate Fires by Classification



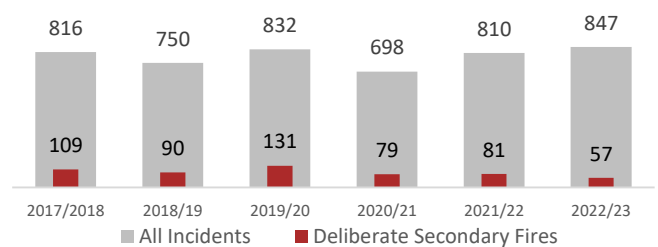
Primary Fire Ratio by Activity Type



Secondary Fire Ratio by Activity Type



Deliberate Fires Compared to Operational Activity



Definitions

Primary Fires - all fires in buildings, vehicles and outdoor structures or any fire involving casualties, rescues or fires attended by five or more appliances

Secondary Fires - fire incidents that did not occur at a primary location, was not a chimney fire in an occupied building, did not involve casualties (otherwise categorised as a primary incident) and was attended by four or fewer appliances.

Non Domestic Fire Safety

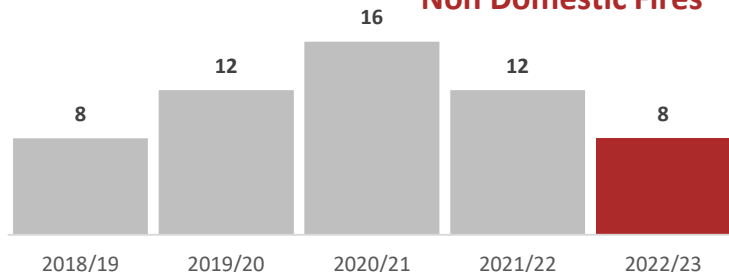


Performance Summary

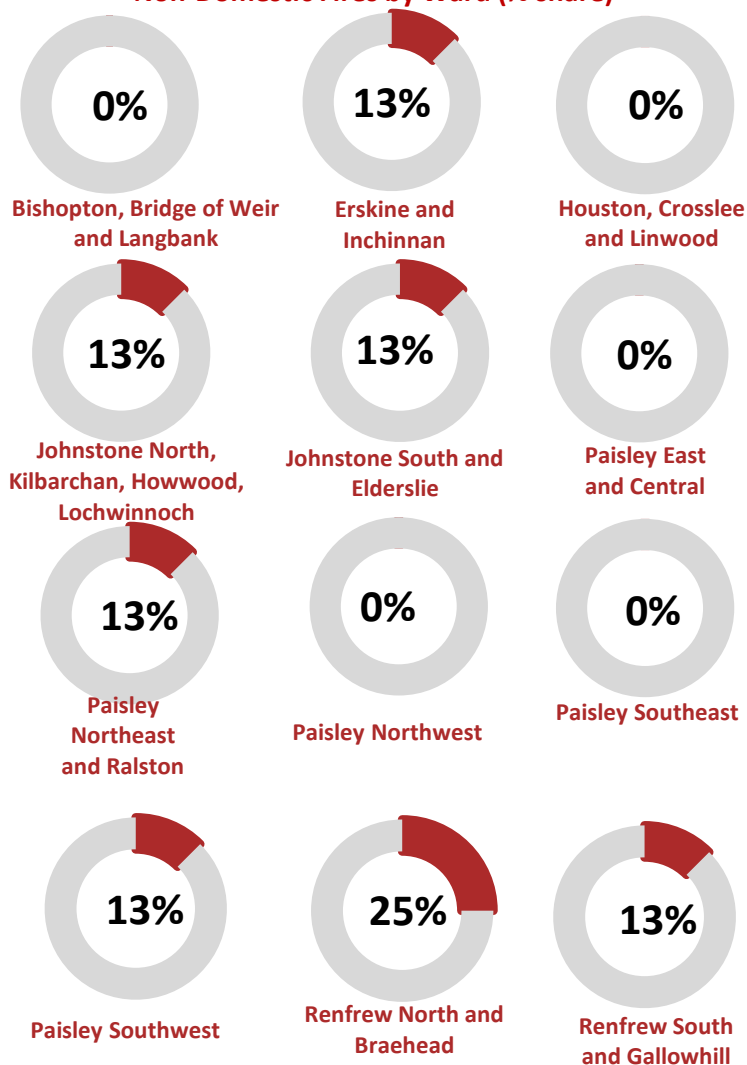
Year on Year
-33%

3 Year Average
-10%

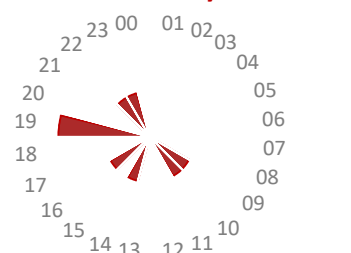
Non Domestic Fires



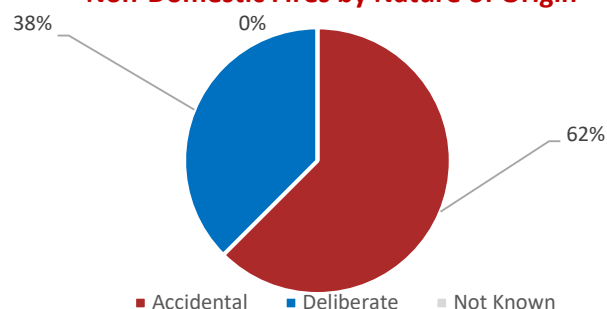
Non-Domestic Fires by Ward (% share)



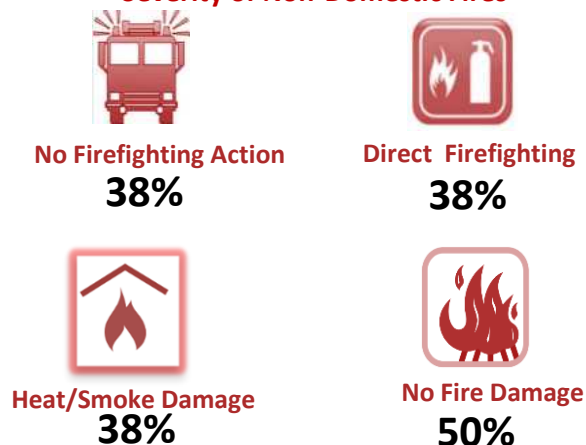
Non-Domestic Fires by Time of Day



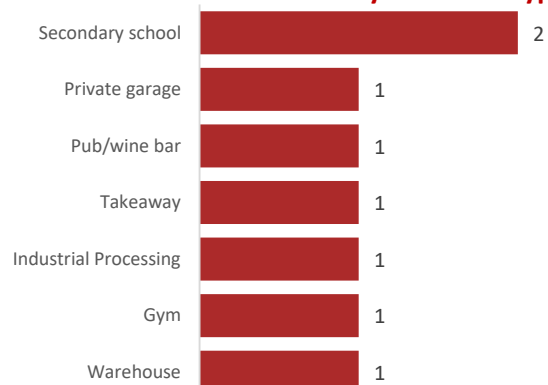
Non-Domestic Fires by Nature of Origin



Severity of Non-Domestic Fires



Non-Domestic Fires by Premises Type



A decrease of 33% (4 incidents) for the year on year measure. 3 incidents required no firefighting action and 4 incidents resulted in No Fire Damage.

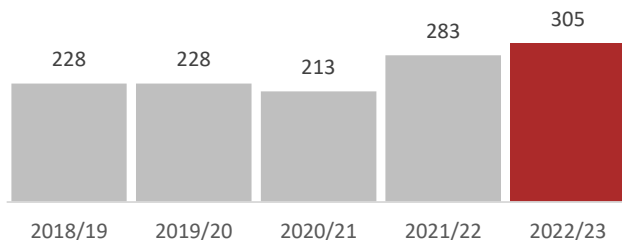
Unwanted Fire Alarm Signals



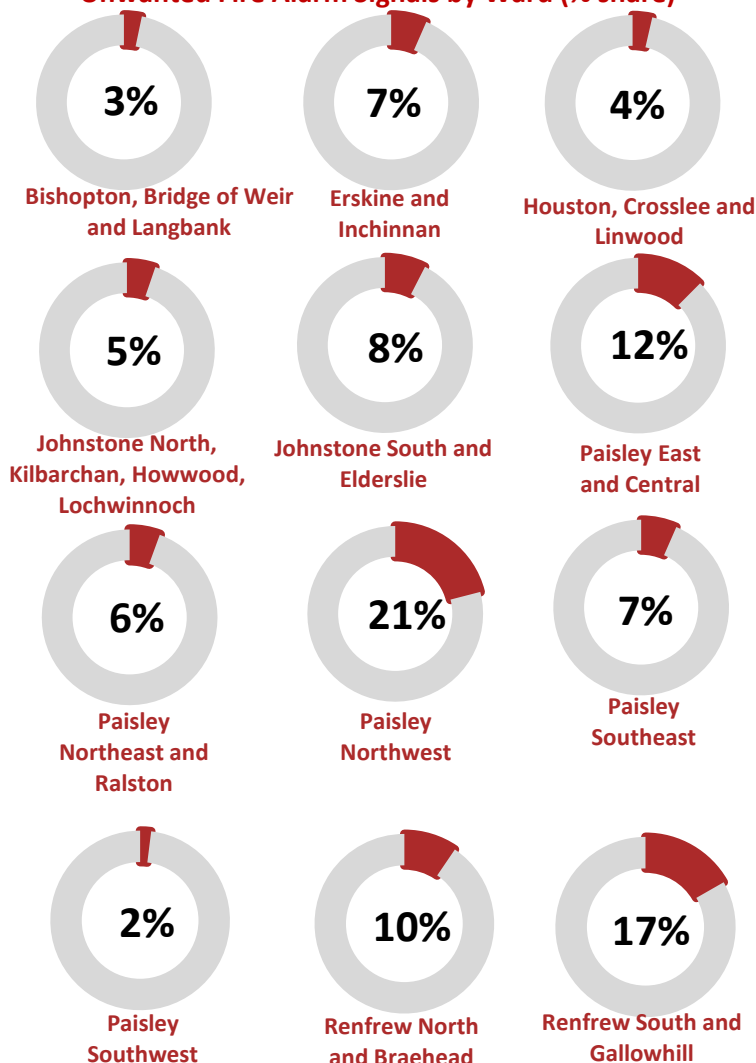
Performance Summary

Year on Year
8%
3 Year Average
11%

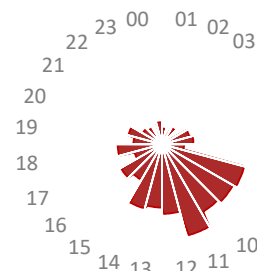
Unwanted Fire Alarm Signals



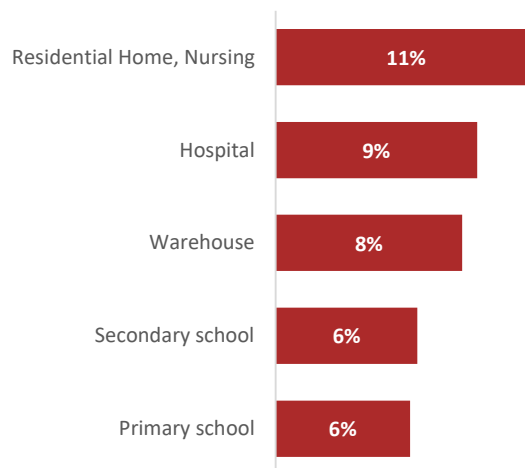
Unwanted Fire Alarm Signals by Ward (% share)



Unwanted Fire Alarm Signals by Time of Day



Unwanted Fire Alarm Signals - Top 5 Premises



Unwanted Fire Alarm Signals Activity Ratios



UFAS Percentage Against all Incidents

36%



UFAS Percentage Against all False Alarms

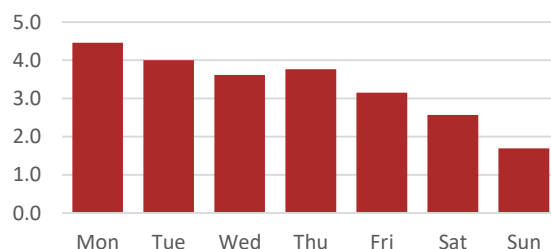
59%



Human Influence and Alarm Activations

47%

Average Unwanted Fire Alarm Signals per Day



Unwanted Fire Alarm Signals (UFAS) show an 8% (22 incidents) increase year on year. Care Homes accounted for 11% (34) of incidents in this category. 47% (143 incidents) were found to be as a result of human interactions i.e. not isolating the system before testing, cooking, smoking etc.