



To: Economy and Jobs Policy Board

On: 23rd March 2016

Report by: Director of Development and Housing Services

Heading: Labour Market Update

1. Summary

- 1.1 This paper provides the Policy Board with the most recent labour market statistics for Renfrewshire (end of January 2016). Where the data is available a comparison is made with the Scottish and UK figures.
-

2. Recommendations

Board members are asked to:

- (i) Note the contents of the report and the year on year improvement to the unemployment figures across Renfrewshire.
-

3. Background

- 3.1 The report provides the current Job Seeker's Allowance (JSA) claimant figures for the end of January 2016.
- 3.2 The attached newsletter also outlines the latest performance statistics for Invest in Renfrewshire and recent economic developments across Renfrewshire.
-

4. Labour Market Statistics for the month of January 2016

- 4.1 Renfrewshire's overall Job Seekers Allowance (JSA) figure for January 2016 is 2.0% with 2230 people claiming JSA. While this is still slightly higher than the Scottish and UK average figures it represents a significant fall from 2.9% at the same time last year.
- 4.2 Renfrewshire's reduction in youth unemployment has been one of the biggest across Scotland. The January 2015 rate was 4.1% and this has fallen to 1.7% for January 2016. This month the rate increased by 0.1% which is expected at this time of year.
- 4.3 For the fifth month running Renfrewshire has a youth JSA rate which is below both the Scottish and UK average.
- 4.4 Adult unemployment for JSA Claimants aged 25 – 49 has also increased slightly to 2.3% with 1,315 people claiming JSA. The rate was higher this time last year at 3.2%.
- 4.5 The adult JSA rates for those aged 50+ has also increased slightly and is currently 1.8%.
- 4.6 The attached newsletter contains additional statistical information as well as the most up to date information on the Invest in Renfrewshire programme.

Implications of the Report

- 1. **Financial** - None
- 2. **HR & Organisational Development** – None
- 3. **Community Planning** –
Jobs and the Economy - Labour market intelligence is vital to informing future policy and service delivery decision making across the Community Planning Partnership.
- 4. **Legal** – None
- 5. **Property/Assets** – None
- 6. **Information Technology** – None
- 7. **Equality & Human Rights** -
The Recommendations contained within this report have been assessed in relation to their impact on equalities and human rights. No negative impacts on equality groups or potential for infringement of individuals' human rights

have been identified arising from the recommendations contained in the report because it is for noting only.

8. **Health & Safety** – None.
9. **Procurement** – None
10. **Risk** – None
11. **Privacy Impact** - None

List of Background Papers

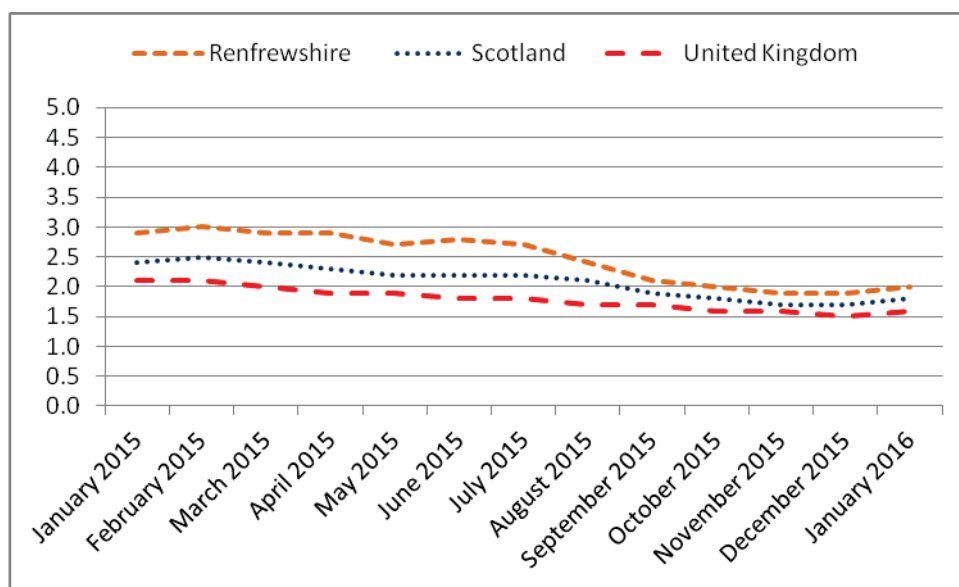
- (a) None
-

Author: Ruth Cooper, Economic Development Manager
ruth.cooper@renfrewshire.gov.uk
Tel: 0141 618 7868

Renfrewshire Economic Development Newsletter – February 2016

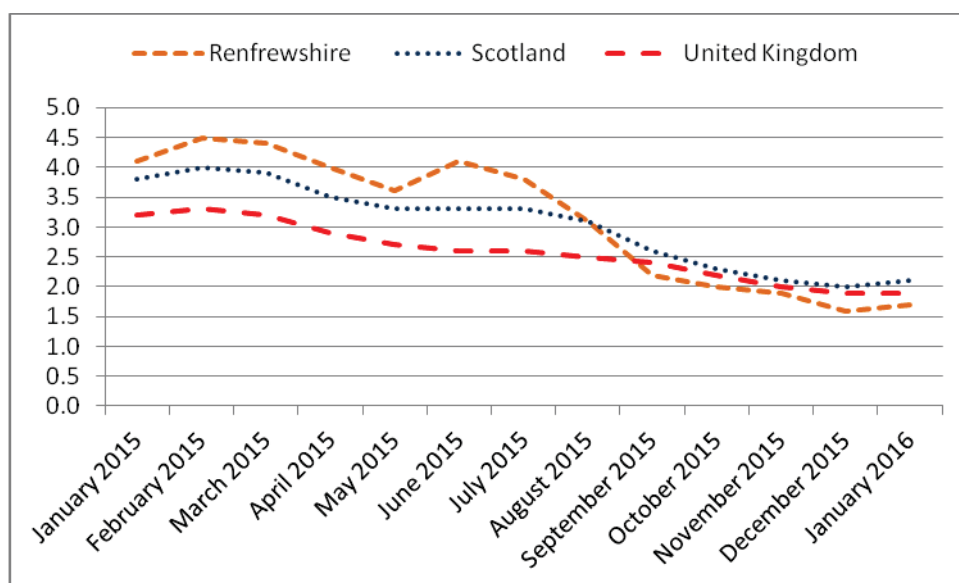
JSA Claimants: All Ages (16-64)

- The Job Seeker's Allowance rate for January 2016 was 2%, with jobseekers totalling 2,230.
- This month the rate has gone up marginally, by 0.1%.
- The rate this time last year was higher at 2.9%.



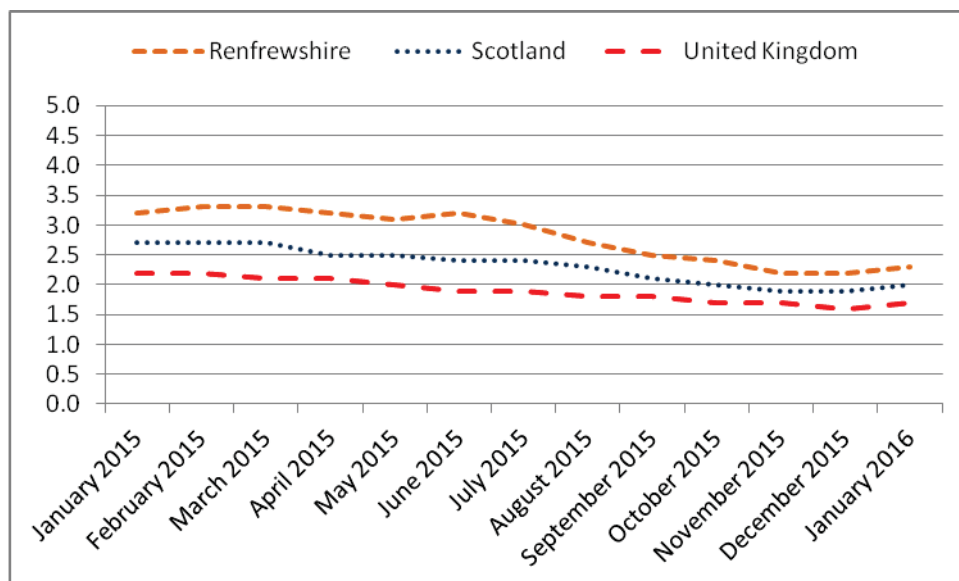
JSA Claimants: Aged 18-24

- The Job Seeker's Allowance rate for January 2016 was 1.7%, with jobseekers totalling 255.
- This month the rate has increased fractionally, rising by 0.1%.
- The rate this time last year was far higher at 4.1%.



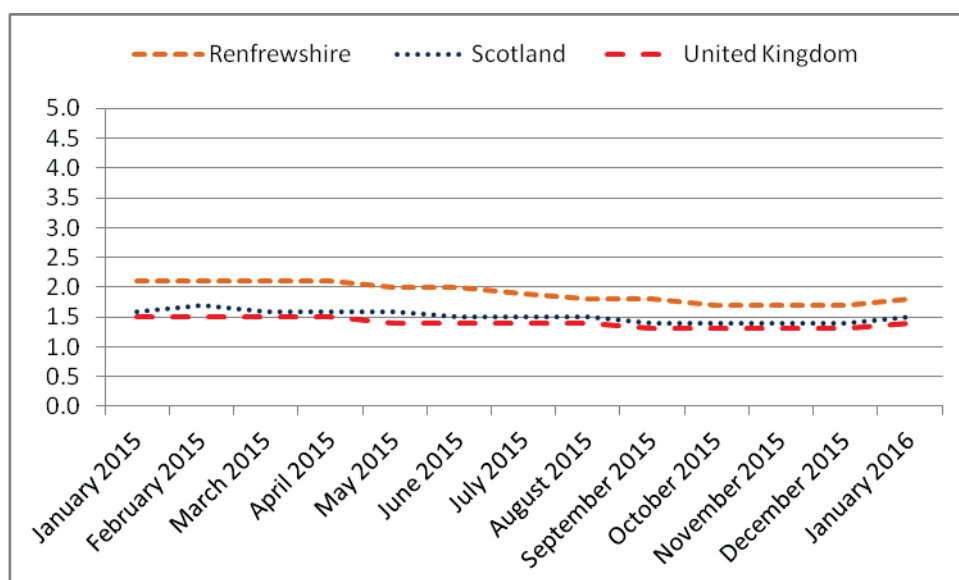
JSA Claimants: Aged 25-49

- The Job Seeker's Allowance rate for January 2016 was 2.3%, with jobseekers totalling 1,315.
- This month the rate has increased slightly by 0.1%.
- The rate this time last year was much higher at 3.2%.



JSA Claimants: Aged 50+

- The Job Seeker's Allowance rate for January was 1.8%, with jobseekers totalling 655.
- This month the rate increased marginally by 0.1%.
- The rate this time last year was much higher at 2.1%



Source: ONS claimant count -
age duration with proportions

Note: % is number of persons
claiming JSA as a **proportion**
of resident

Local Economic Development Update

5 in a row!

The New Year has brought with it some very good news. Renfrewshire's **youth JSA rate** continues, for the fifth month in a row, to be **lower** than both the Scottish and UK average, sitting at 1.7% for January 2016, compared to 2.1% for Scotland and 1.9% for the UK.

Date	Renfrewshire	Scotland	United Kingdom
September 2015	2.2	2.6	2.4
October 2015	2.0	2.3	2.2
November 2015	1.9	2.1	2.0
December 2015	1.6	2.0	1.9
January 2016	1.7	2.1	1.9

Invest in Renfrewshire: Business

Moving in!

Independent Furniture & Interior Ltd has re-located to a larger site at Hillington Park after three years of trading in Glasgow. The company outgrew the previous site and needed larger premises, which they were able to find in Renfrewshire.

Moving on up!

Spectrum Service Solutions Ltd has recently moved into new offices at Westpoint Business Park. The company provides cleaning and employs approximately 150 FTE staff. This new location will provide the business with increased facilities, including training & meeting rooms, and also the ability to employ new staff.

The Living Wage

Local businesses from across Renfrewshire gathered at Abercorn Conference Centre to promote the Living Wage. Renfrewshire Council and over 50 businesses in the area listened to a variety of speakers discussing the benefits that paying the Living Wage brings to company performance and growth. The Living Wage Foundation and Renfrewshire Chamber of Commerce spoke to delegates regarding the business case for paying the Living Wage, with staff retention and employee efficiency among the key benefits to Living wage employers.

Invest in Renfrewshire: Employability

Funding Team

The wider Economic Development team have added further specialists dedicated to funding. These new funding officers will help make the difference in getting vital employability and business support programmes off the ground.

Project SEARCH

This is the first year of Project SEARCH at Renfrewshire Council, and the second rotation of placements is now well underway. The young people on the programme are acquiring invaluable work experience way through their placements at both Renfrewshire House and other council premises.

Invest in Renfrewshire: Annual Awards

The annual ***Invest in Renfrewshire*** awards ceremony will celebrate the success of young people and partners in the local business community. This date for this year's ceremony is **Wednesday 15th June**. The awards evening is followed by a working day conference for all Renfrewshire Council staff working in employability and business support, who together deliver ***Invest in Renfrewshire*** programmes.

Invest in Renfrewshire Update – February 2016

INVEST IN EMPLOYMENT

Since the launch of Invest in Renfrewshire in June 2012 **1,027** new paid posts have been created:

- **754** new jobs have been created through the wage subsidy / Employer Recruitment Incentive programmes.
- **189** Graduate Internships have been created, **126** within the Council and **63** with local companies (approved).
- **84** people have started traineeships, **76** with the Council and **8** with Businesses.

In addition:

- **7,266** unemployed people have registered and received support from the Invest in Renfrewshire employability service.
- **2,264** additional people have been supported to move into wider employment opportunities.

INVEST IN COMMUNITIES

The Invest in Renfrewshire Social Enterprise Small Grants Fund, launched in December 2014, with a budget of £100k has now:

- Dealt with enquiries from more than **50** social enterprise companies and organisations.
- Approved **13** awards totalling **£55,282**.

INVEST IN BUSINESS

849 local companies have signed up to the Invest in Renfrewshire initiative of which:

- **368** companies have been offered grants to pursue development, training, exhibition and ICT projects, amounting to combined funding of over **£1,639,822**.
- Funding of **£87,100** has been provided through the micro loan fund.
- The Retail Improvement Scheme has received **151** formal applications. The applications to hand are **32**. The amount of grant support awarded to date is approximately **£770,000**.

In the last **40** months, since the start of the new Business Gateway contract:

- **1,031** new companies have been established with Business Gateway support.
- **442** businesses have demonstrated growth aspiration and been given a dedicated business adviser.
- **290** start-up workshops and **210** business growth workshops have been delivered.