

Notice of Meeting and Agenda Police and Fire & Rescue Scrutiny Sub-Committee

Date	Time	Venue
Tuesday, 27 October 2020	15:00	Microsoft Teams Meeting,

KENNETH GRAHAM
Head of Corporate Governance

Start time of meeting

This meeting will commence at 1500 hours or at the conclusion of the Communities, Housing & Planning Policy Board meeting whichever is later.

Membership

Councillor Bill Brown: Councillor Emma Rodden: Councillor Jane Strang:
Councillor Marie McGurk (Convener): Councillor John McNaughtan (Depute Convener):

Apologies

Apologies from members.

Declarations of Interest

Members are asked to declare an interest in any item(s) on the agenda and to provide a brief explanation of the nature of the interest.

Recording of Meeting

This meeting will be recorded for subsequent broadcast via the Council's internet site. If you have any queries regarding this please contact Committee Services on 07534 058160. To find the recording please follow the link which will be attached to this agenda once the meeting has concluded. Please note that only meetings of the Emergencies Board from 17 April 2020 onward have been recorded for broadcast.

Items of business

- | | | |
|----------|--|---------------|
| 1 | Police Scotland Scrutiny Board Report
Report by Chief Superintendent, Police Scotland. | 1 - 2 |
| 2 | Spotlight - Police Scotland Covid-19 Operational Update
Presentation by Police Scotland. | |
| 3 | Scottish Fire & Rescue Service - Renfrewshire
Performance Report
Report by Local Senior Officer, Scottish Fire & Rescue Service. | 3 - 12 |
| 4 | Spotlight Scottish Fire & Rescue Service - Covid-19
Operational Update
Presentation by Local Senior Officer, Scottish Fire and Rescue Service. | |

Keeping People Safe in Renfrewshire

Our Purpose:- To improve the safety and wellbeing of people, places and communities in Scotland.

Violence & Antisocial Behaviour



YTD (April to July 2020) there were 85 Group 1 Crimes of Violence – a decrease of 26.1% on the previous year, equating to 30 fewer victims. 53% of Group 1 crimes occurred in private spaces.

Since 1 April 2020, 947 crimes have been identified via police proactivity – up 26.7% on the previous year.

Overall downward trend in both serious & minor violence.

There were 529 common assaults – a decrease of 10.0% on the previous year. 100 assaults targeted emergency workers – the majority of which were police officers. Meanwhile there were 4,527 complaints relating to disorder – an increase of 45.8% on the previous year. A high proportion of these incidents related to perceived or actual breaches of COVID-19 guidelines.

While there were 22 fewer serious assaults (-40.0%) compared to the previous year, recorded robberies increased by 4.2% (one additional victim). The detection rate for serious assaults was 84.8%, while the robbery detection rate was 92.0%. 48% of robberies, and 44% of serious assaults, occurred within private dwellings.

Acquisitive Crime



Theft by shoplifting has fallen by 52.6% on the previous year. The detection rate is 66.3%, slightly down on the previous year's position (69.7%).



There were 115 housebreakings (including attempts) – an increase of two crimes on the previous year, with the increase predominantly relating to HBs to domestic dwellings.

A total of 1,008 acquisitive crimes have been recorded year-to-date – a decrease of 9.0% on the previous year. This was predominantly driven by a drop in common theft and theft by shoplifting. The detection rate for acquisitive crime is 39.8%, 8.5 percentage points below the previous year's position. It is assessed the significant increase in cyber-enabled fraud and additional associated complexities of investigation of these crimes is a factor in this decrease.



Two bogus crimes have been reported both in the Johnstone area. In the first a named male carried out minimal gardening work without authorisation of the complainer. After paying him £15 it was established no work had taken place, and the funds repaid. In the second crime, the elderly complainer paid £300 for gardening work, which was both below standard and unfinished.

Public Protection



163 sexual offences were recorded – a 15.6% increase on the previous year's volume. 79% of these crimes occurred in private dwellings. 42% of crimes were cyber-enabled (compared to 28.5% in the previous year).

34% of reported sexual offences in the current year were non-recent in nature (reported more than one year since the date the crime occurred). The volume of recorded non-recent sexual offences grew by over six percent on the previous year.

Crimes targeted victims aged 11 - 15 years at the time of the offence in nearly a third of cases. Nearly 48% of these crimes were non-recent in nature. A further 50% of these crimes were cyber-enabled.

The detection rate of sexual crime YTD is 58.3% - down from 67.4% in the previous year.



There have been 117 missing persons incidents in Renfrewshire, of which nearly 42% involved young people going missing from Young Person's Units. 75% of incidents involved people aged between 10 and 19 years of age. Repeat missing person incidents continue to constitute a significant proportion of the total – with the top five repeat missing persons collectively accounting for 20% of all incidents.

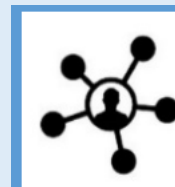
754 domestic abuse incidents have been reported to the police, a decrease of 5.9% on the previous year. 428 crimes and offences were raised as a result of reported incidents, representing a decrease of 14.4% on the previous year – with a conversion rate of all domestic incidents into crime incidents of 42.2% (compared to 45.9% in the previous year). It is likely that the pandemic and pressures associated with lockdown restrictions contributed to an increase in non-crime domestic incidents, contributing to this drop in the conversion rate.

There were 64 complaints about police during the reporting period. This equates to 31.5 complaints per 10,000 police incidents.

Renfrewshire


Local Policing Plan (2017 – 2020)
Reporting Period – 1 April '20 – 31 July '20

Major Crime & Terrorism



Targeting serious and organised crime continues to be a priority for the division. Two organised crime groups which primarily impact on Renfrewshire are currently being managed by the division, both of which are involved in drug supply. Drug supply charges have increased by 6.9% on the previous year.

In the reporting period, there were 16 suspected drug related deaths (DRDs) in Renfrewshire, as compared to nine in the same period in 2019. In all cases, toxicology reports are awaited. Substances suspected to have contributed to deaths include valium, heroin and cocaine.



287 crimes have been designated as 'cyber-crimes' by the Cyber Crime Unit, in the current period. Reported offences included internet order fraud, online credit and debit card fraud, threats to post intimate images of complainers on social media, and threatening and alarming communications over social media. At a global level, a surge has been noted in online fraud in the recent period, with cybercriminals exploiting the uncertainty of the pandemic situation for financial gain.

Road Safety & Road Crime



YTD, there have been no road fatalities within Renfrewshire (representing one less death when compared to the previous year's position). There were eight serious road injuries (six fewer than last year) and 19 slight injuries (22 fewer than the previous year). Two of the serious road injuries involved children – the same number as noted in 2019.



1,276 offences relating to motor vehicles have been recorded year to date – an increase of 5.8% on the previous year. With the most notable increases recorded in relation to a number of driving offences, including disqualified driving, insurance offences and offences involving driving without a licence.

Our Renfrewshire is **fair**: addressing the inequalities that limit life chances
Our Renfrewshire is **well**: supporting the wellness and resilience of our citizens and communities

Missing Person Direct Recording

The rapid and accurate recording of missing person reports is a crucial aspect in protecting the vulnerable in our communities. In September 2020 the continued advance in IT brought the ability for officers in Renfrewshire to begin creating and recording reports of missing people at the scene. The direct entry of details into the National Missing Persons Database, at the scene by the attending officers, allows supervisors to more quickly identify the key threats and risks to the person. This allows enquiry prioritisation from a much earlier stage of the investigation, enabling specialist advisors view real time updates to the enquiry in order to provide bespoke support. This development increases the effectiveness and productivity of officers through the dynamic use of new technology.

Licensing – Intervention and Objection

The oversight and supervision of licensed activities forms a crucial part of maintaining the safety and cohesion of any community. The Renfrewshire Licensing team have the responsibility of managing and monitoring the licensed activity within the local communities. Part of their duties involve the investigation of new or renewal applications, to ensure the applicants are deemed to be fit and proper - in line with the relevant licensing objectives. In recent months the licensing team have proactively objected to a number of applications, including licenses for premises and the private hire trade. These objections are submitted with public protection at their core, being active participants in all licensing boards, with supervisory officers making effective use of remote access systems such as Microsoft Teams.

Unifi – National Productions System

A national productions system has been introduced to officers in Renfrewshire. It replaces the archaic and time consuming written production records, ensuring national consistency across all 13 divisions. The ability to remotely record productions reduces the time required by officers to undertake this critical, yet time consuming part of any enquiry. The online functionality allows for enhanced scrutiny and management of all productions, leading to improvements in service delivery within the Criminal Justice sector.

The Draeger Alcotest 6820

Operational officers are scheduled to undertake training during October.



Disclosure Scheme for Domestic Abuse Scotland (DSDAS)

Since the launch of the scheme five years ago over 8,500 requests have been made for the disclosure of information across Scotland. During the recent lockdown restrictions applications to the scheme increased by 34%. The majority of the requests were proactively initiated by the police to enhance the safety of victims of domestic abuse. Recognising how difficult 'lockdown' can be Police Scotland are more committed than ever to keeping people safe. DSDAS is an effective mechanism for preventing further abuse, often providing the first step to a victim, preventing long term abuse and the damage it cause's to the victims, their families, children and communities.

The re-energising of local training for police staff and partners has resulted in a positive uplift in reporting across Renfrewshire from all agencies, resulting in an increase of applications being approved.

Renfrewshire Inverclyde Divisional Toolkit

Following the successful creation of the Toolkit across the Division, a number of training workshops were run, which all supervisors and line managers attended. During this training the toolkit and its benefits were explored with the supervisors.

These discussions were used to build confidence in the toolkit's value across the Division, as well as secure support for its delivery. An operational guidance document, which details best practice, was issued to each supervisor to support them in their duties. This was well received, enabling staff to deliver a consistent and effective approach to their duties.

Coronavirus Response – 4E's

Throughout the coronavirus pandemic Police Scotland have engaged with our communities by applying a fair and consistent 4E's approach. The 'explain, engage, encourage and enforcement' model has allowed us to implement the changing regulations when they are directed by the Scottish Government. An area of particular focus at the time involves indoor gatherings, seeing the majority of the enforcement action. In support of this staff are working closely with partners within Renfrewshire Council, particularly those in the Trading Standards and Housing teams to provide a collaborative response to the issues encountered.

It is essential that all intervention action undertaken by officers is recorded, with this directly informing the reporting up to the Scottish Government. The ability for staff to record these directly using their mobile devices enhances this process.

Our Renfrewshire is **thriving**: maximising economic growth that is inclusive and stable
Our Renfrewshire is **safe**: protecting vulnerable people, and working together to manage the risk of harm
Have your say! - Your View Counts - <https://consult.scotland.police.uk/>



Renfrewshire Performance Report 1st July 2020 - 30th September 2020



SCOTTISH
FIRE AND RESCUE SERVICE
Working together for a safer Scotland

**Working together
for a safer Scotland**

Renfrewshire Performance Report

Table of Contents

Local Fire and Rescue Service Plan Priorities	3
Renfrewshire Activity Summary	4
Domestic Safety - Accidental Dwelling Fires	5
Domestic Safety - Accidental Dwelling Fire Casualties	6
Unintentional Injury and Harm	7
Deliberate Fire Setting	8
Non-Domestic Fire Safety	9
Unwanted Fire Alarm Signals	10

Local Fire and Rescue Service Plan Priorities

The Local Fire and Rescue Service Plan has been developed to set out the priorities and objectives within Renfrewshire and allows our local authority partners to scrutinise the performance outcomes of these priorities. We will continue to work closely with our partners in Renfrewshire to ensure we are all **“Working Together for a Safer Scotland”** through targeting risks to our communities at a local level.

The plan has been developed to complement key partnership activity embedded across Renfrewshire Community Plan and associated Delivery and Thematic plans. Through partnership working we will seek to deliver continuous improvement in our performance and effective service delivery in our area of operations.

The Local Fire and Rescue Plan for Renfrewshire identified six areas for demand reduction and is subject to regular monitoring and reporting through the Police / Fire and Rescue Committee. A summary of the priorities and current activity is detailed below with further detail and analysis contained within this performance report.

	Accidental Dwelling Fires	Accidental Dwelling Fire Casualties	Unintentional Injury and Harm	Deliberate Fire Setting	Non-Domestic Fire Safety	Unwanted Fire Alarm Signals
Bishopton, Bridge of Weir and Langbank	0	0	1	5	0	21
Erskine and Inchinnan	1	0	1	4	1	20
Houston, Crosslee and Linwood	0	0	1	9	0	5
Johnstone North, Kilbarchan, Howwood, Lochwinnoch	3	0	2	3	2	6
Johnstone South and Elderslie	5	0	2	8	0	9
Paisley East and Central	5	0	1	6	2	17
Paisley Northeast and Ralston	3	1	0	4	0	8
Paisley Northwest	7	0	1	27	3	49
Paisley Southeast	3	0	1	5	1	17
Paisley Southwest	2	0	2	11	1	5
Renfrew North and Braehead	3	0	4	13	0	18
Renfrew South and Gallowhill	2	0	3	13	0	23
Total Incidents	34	1	19	108	10	198
Year on Year Change	◆ 26%	● -50%	● -27%	● -22%	● -50%	● -32%
3 Year Average Change	● -11%	● -36%	● -9%	▲ -2%	● -14%	● -8%

About the statistics within this report

The activity totals and other statistics quoted within this report are published in the interests of transparency and openness. They are provisional in nature and subject to change as a result of ongoing quality assurance and review. Because all statistics quoted are provisional there may be a difference in the period totals quoted in our reports after local publication which result from revisions or additions to the data in our systems. The Scottish Government publishes official statistics each year which allow for comparisons to be made over longer periods of time.

● Activity levels have reduced by more than 5%

▲ Activity levels have reduced by up to 5%

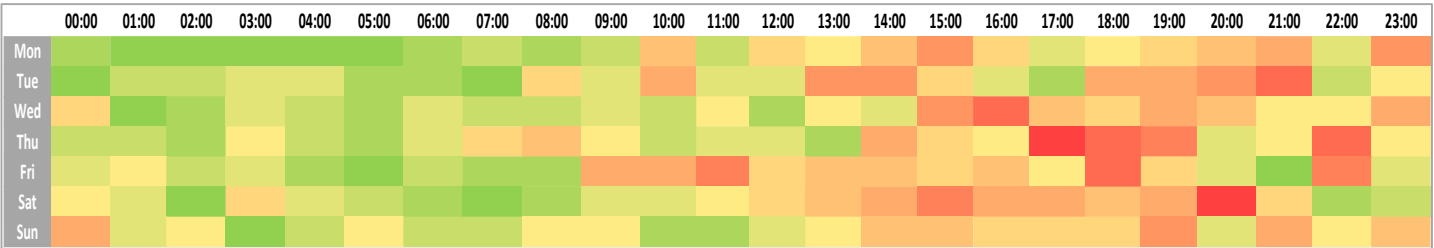
◆ Activity levels have increased overall

Renfrewshire Activity Summary

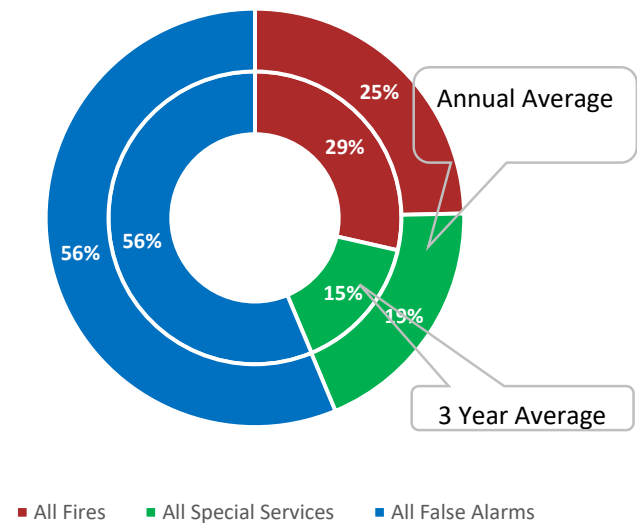


*data above is year on year change

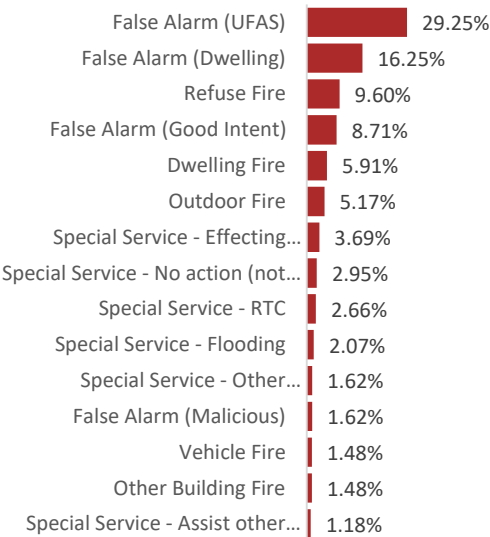
Activity by Time of Day



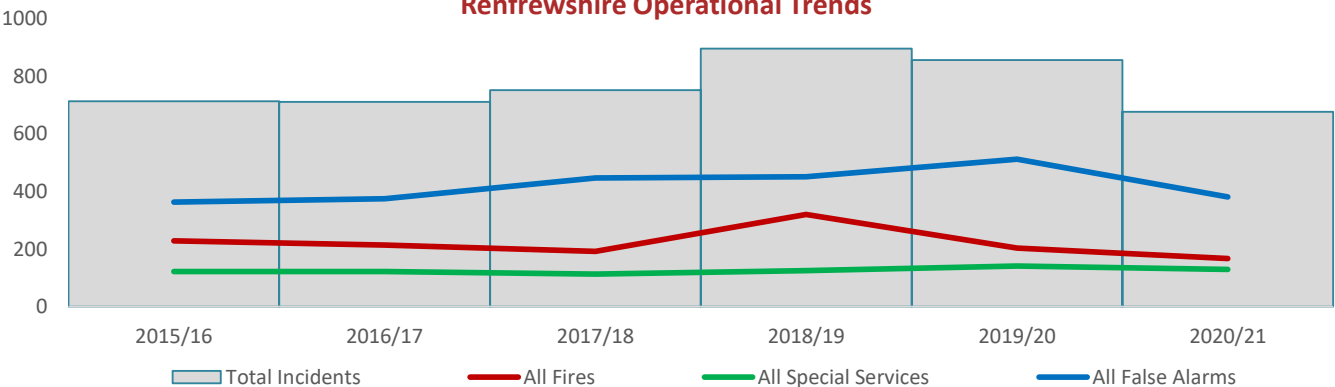
Incidents by Classification



Top 15 Incidents Types by %



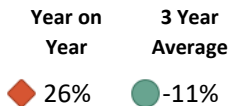
Renfrewshire Operational Trends



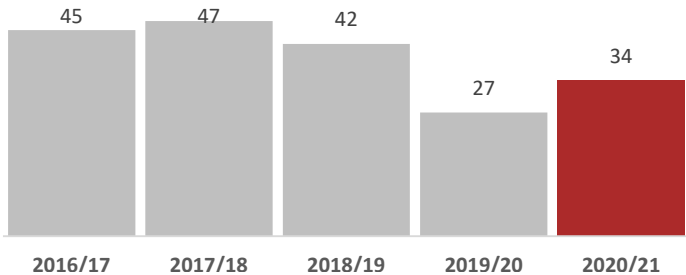
Domestic Safety - Accidental Dwelling Fires



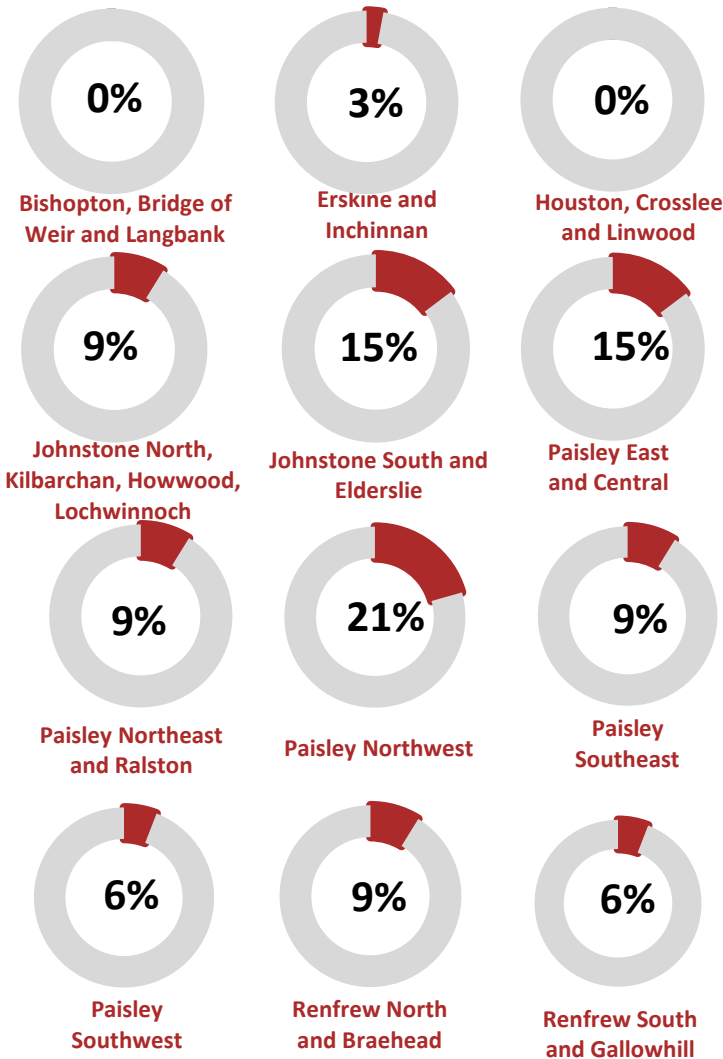
Performance Summary



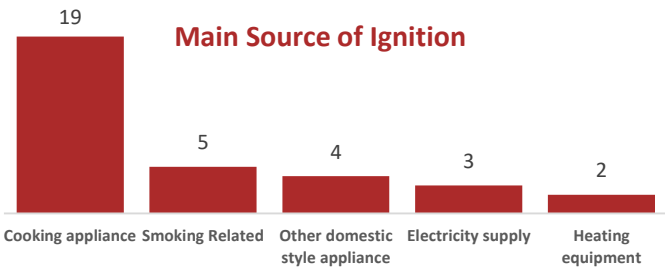
Accidental Dwelling Fires



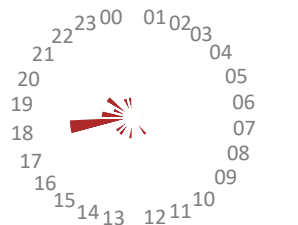
Accidental Dwelling Fires Activity by Ward (% share)



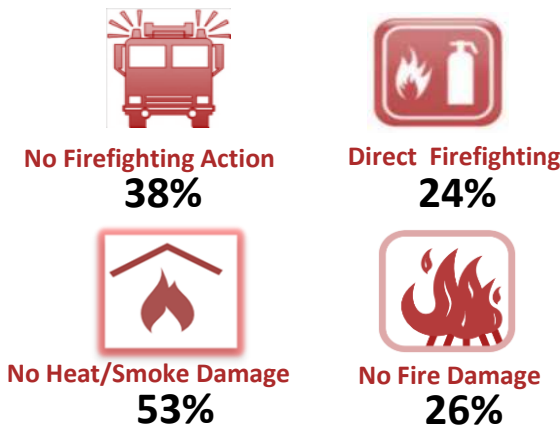
Main Source of Ignition



Accidental Dwelling Fires by Time of Day



Severity of Accidental Dwelling Fires



Human Factors



Automatic Detection & Actuation



Accidental Dwelling Fires show an increase of 26% (7 incidents) from Q2 2019/20. Cooking remains the most common source of ignition within Renfrewshire accounting for 19 of the accidental dwelling fires. 38% (13) of the incidents required no firefighting action, 29% (10) were due to distraction and 18% (6) were due to alcohol/drug impairment. 23 of the 34 incidents had detection installed and 18 of them operated and raised the alarm.

Domestic Safety - Accidental Dwelling Fire Casualties

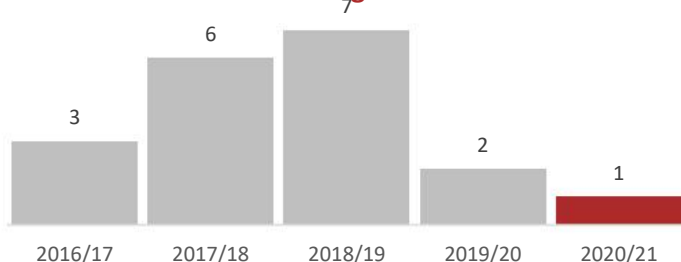
Performance Summary



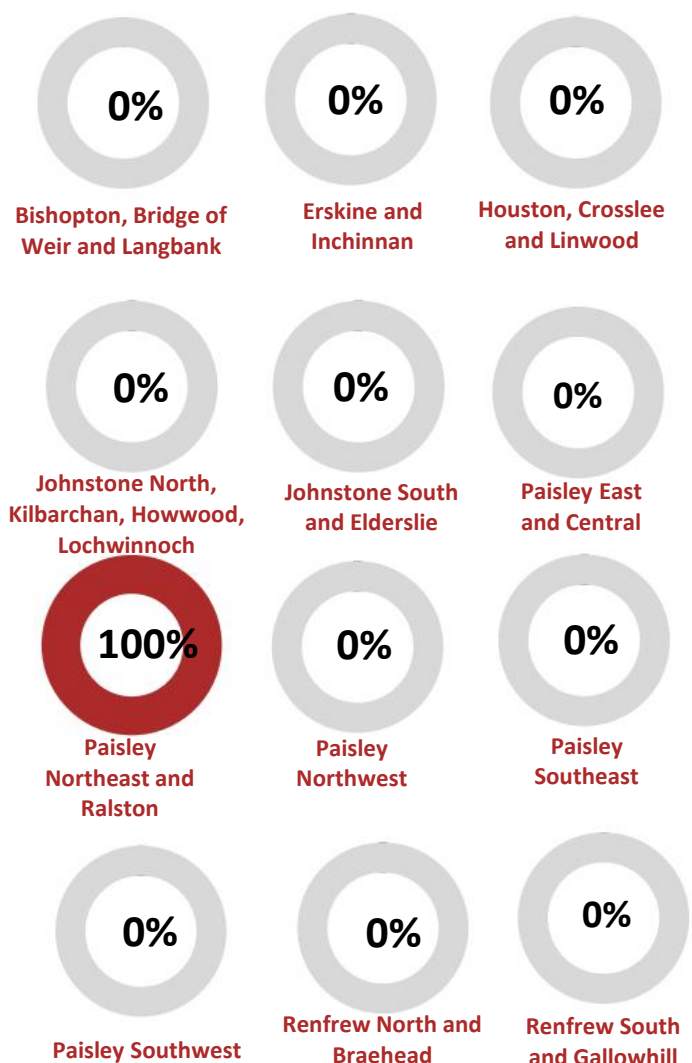
Year on Year 3 Year Average

● -50% ● -36%

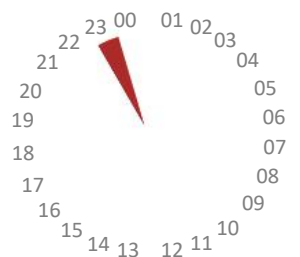
Accidental Dwelling Fires Casualties



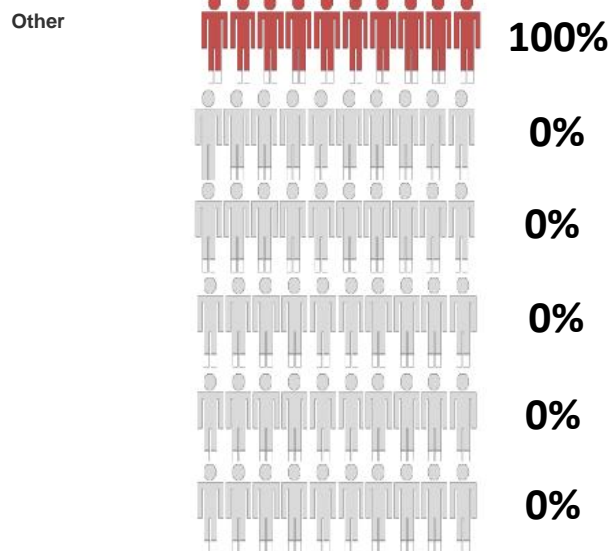
Accidental Dwelling Fire Casualties by Ward (% share)



Fire Casualties by Time of Day



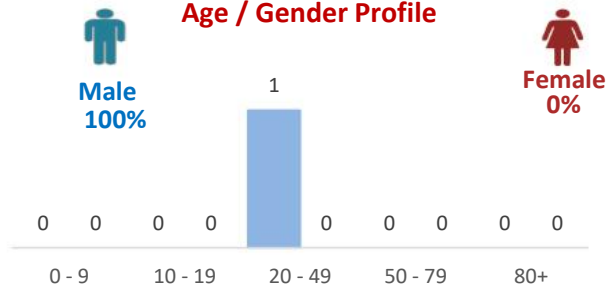
Nature of Injury



Extent of Harm



Age / Gender Profile



A decrease of 50% from 2 to 1 dwelling fire casualties for this reporting period, and a 36% decrease over the 3-year period average for this performance indicator. This period sees a return to a more normal trend versus the increase we seen in the Q1 report due to the 3 significant incidents encountered in Q1 in Renfrewshire.

The injury sustained during this quarter was minor in nature.

Unintentional Injury and Harm



Performance Summary

Year on Year

3 Year Average

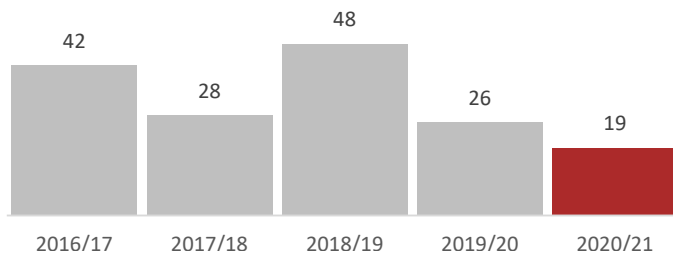


-27%

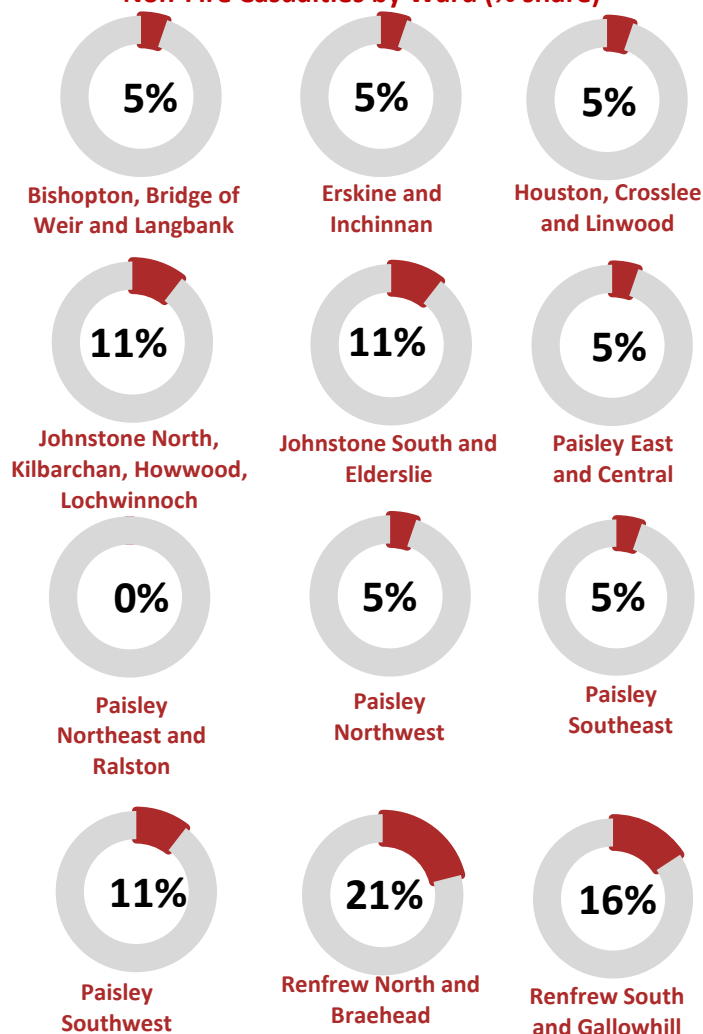


-9%

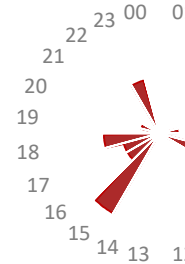
Non-Fire Casualties



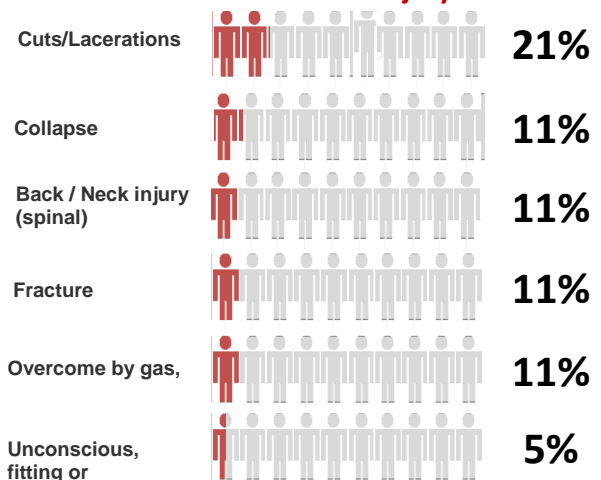
Non-Fire Casualties by Ward (% share)




Non-Fire Casualties by Time of Day



Nature of Injury



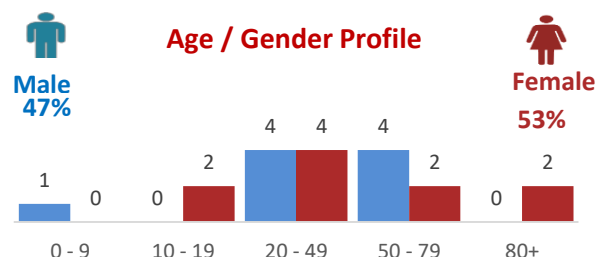
Extent of Harm



Non-Fire Emergency Activity



Age / Gender Profile



Non-fire casualties show a decrease of 27% year on year from 26 to 19. Of the 19 casualties 8 were a result of a Road Traffic Collision. 26% (5) incidents were Assisting Other Agencies. No Fatalities are recorded this quarter and of the injuries encountered 3 were regarded as serious.

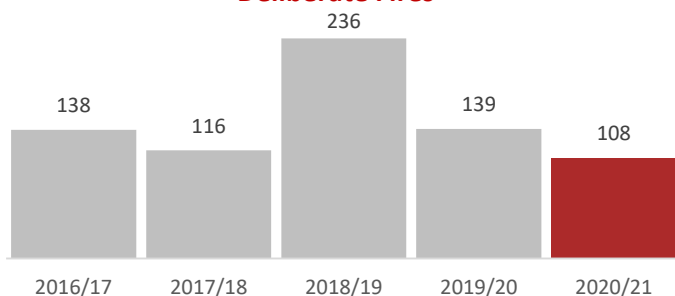
Deliberate Fire Setting



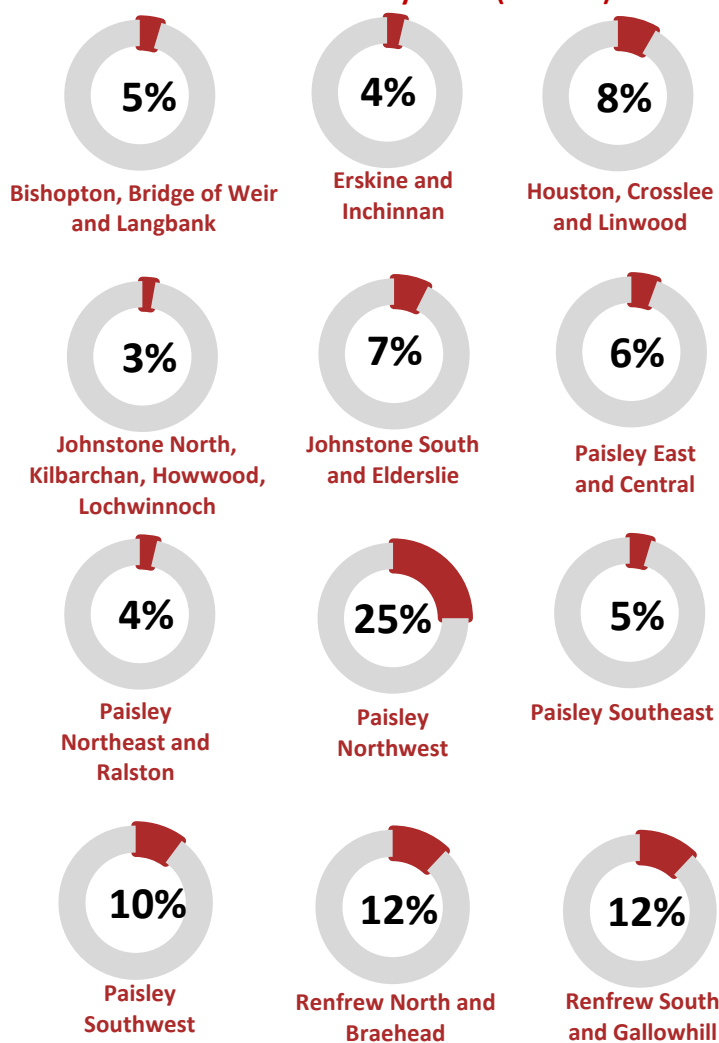
Performance Summary



Deliberate Fires

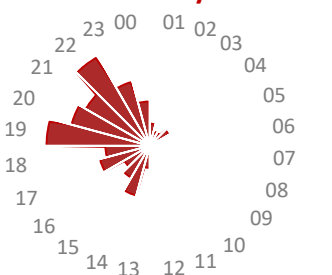


Deliberate Fires by Ward (% share)

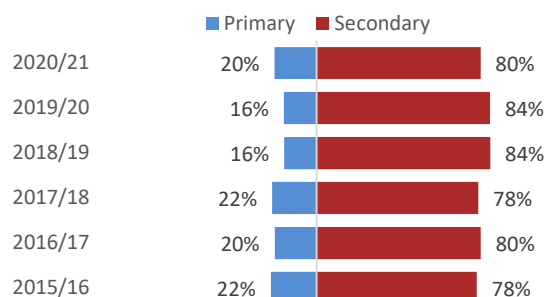


Deliberate fire setting shows a reduction of 22% (31) incidents from Q2 last year. Secondary fires accounted for 80% (86) of the incidents within this indicator. Refuse fires continues to be the main area of activity within this metric.


Deliberate Fires by Time of Day



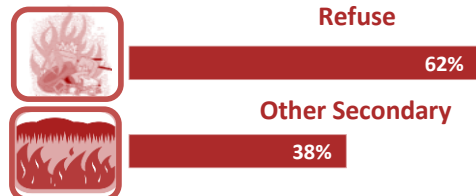
Deliberate Fires by Classification



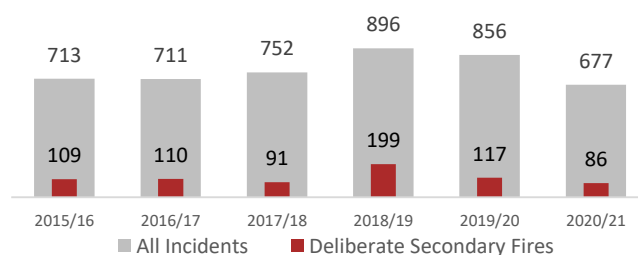
Primary Fire Ratio by Activity Type



Secondary Fire Ratio by Activity Type




Deliberate Fires Compared to Operational Activity



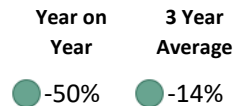
Definitions

Primary Fires - all fires in buildings, vehicles and outdoor structures or any fire involving casualties, rescues or fires attended by five or more appliances
Secondary Fires - fire incidents that did not occur at a primary location, was not a chimney fire in an occupied building, did not involve casualties (otherwise categorised as a primary incident) and was attended by four or fewer appliances.

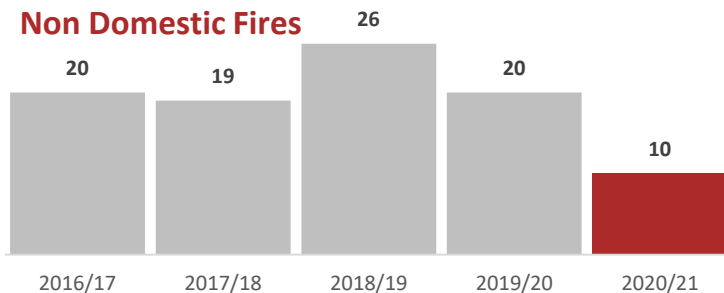
Non Domestic Fire Safety



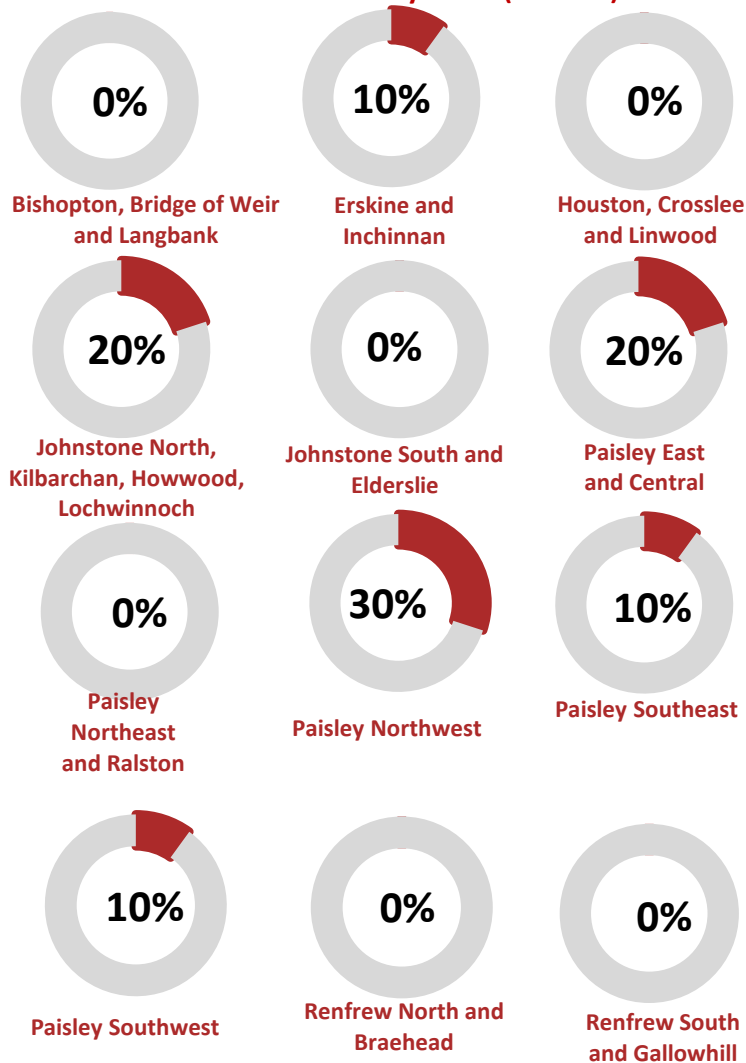
Performance Summary



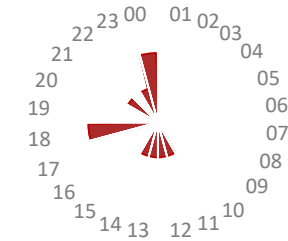
Non Domestic Fires



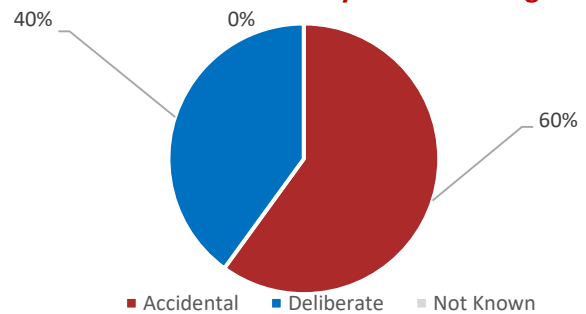
Non-Domestic Fires by Ward (% share)



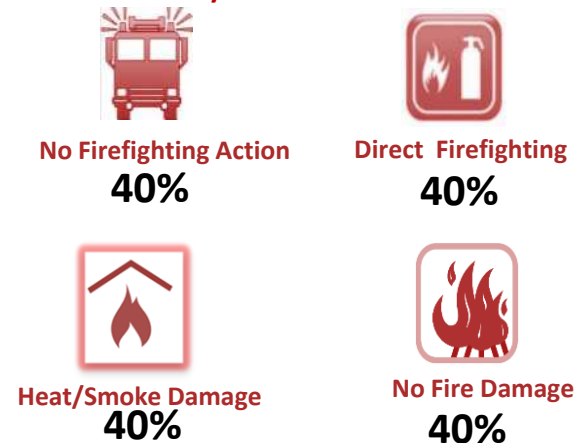
Non-Domestic Fires by Time of Day



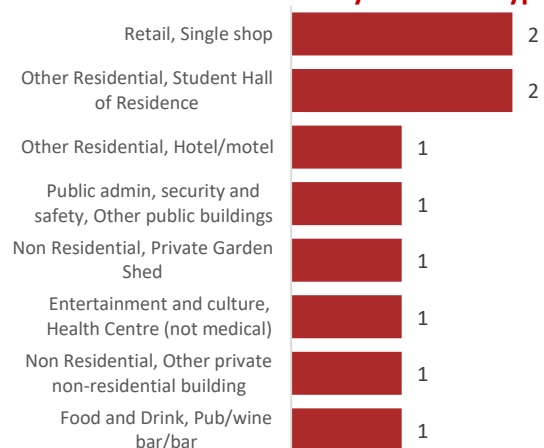
Non-Domestic Fires by Nature of Origin



Severity of Non-Domestic Fires



Non-Domestic Fires by Premises Type



A decrease of 50% (10 incidents) for the year on year measure. 4 incidents required no firefighting action and 4 incidents resulted in No Fire Damage.

The main types of premises affected were Single shops with 2 incidents and Other Residential/Student Hall of residence with 2 incidents.

Unwanted Fire Alarm Signals



Performance Summary

Year on
Year



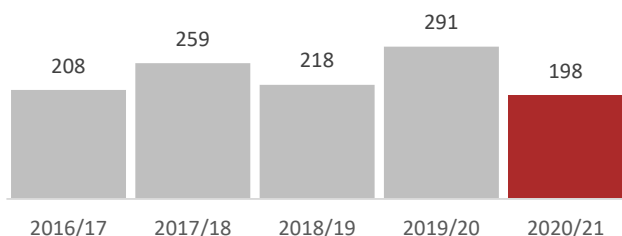
-32%

3 Year
Average

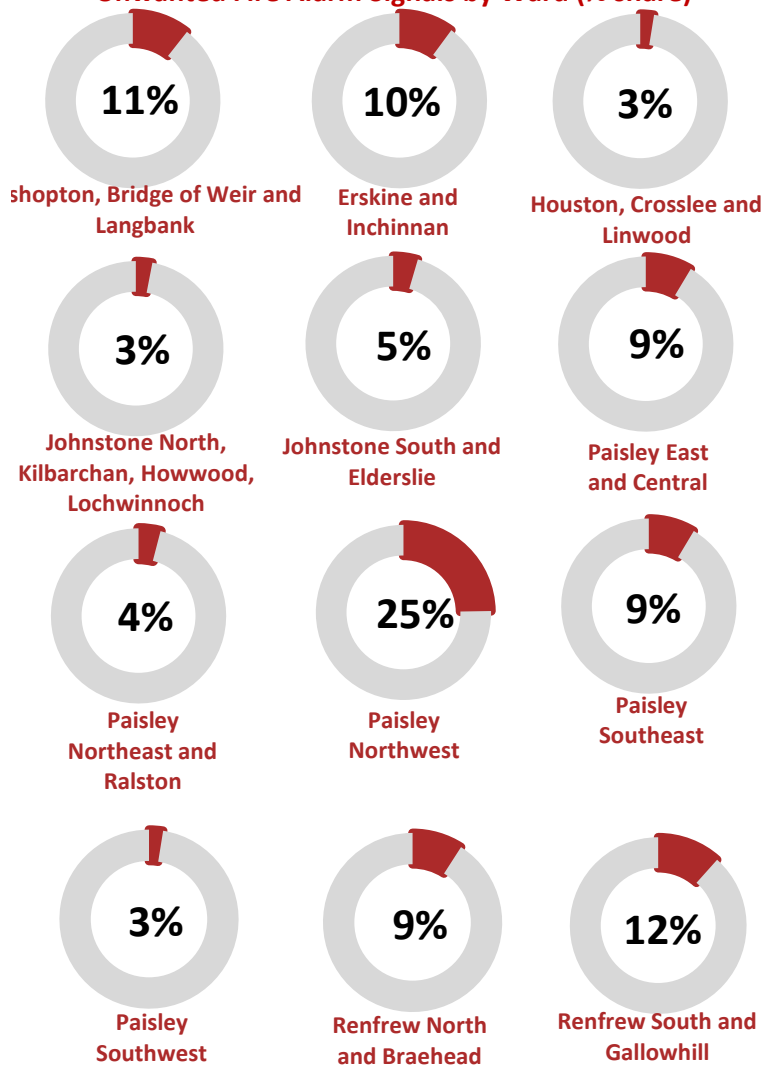


-8%

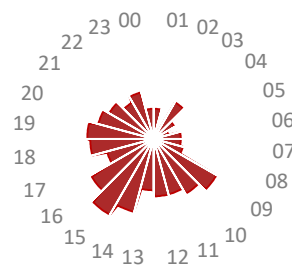
Unwanted Fire Alarm Signals



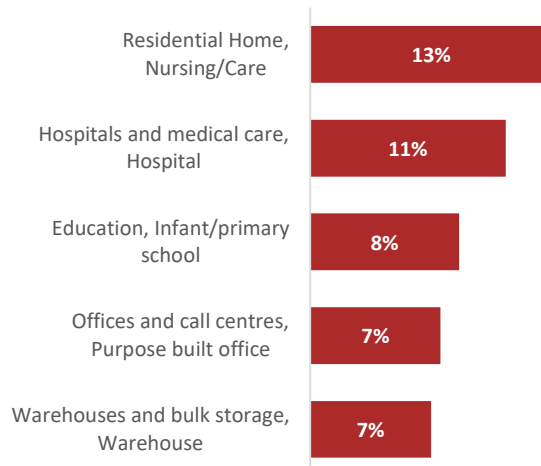
Unwanted Fire Alarm Signals by Ward (% share)



Unwanted Fire Alarm Signals by Time of Day



Unwanted Fire Alarm Signals - Top 5 Premises



Unwanted Fire Alarm Signals Activity Ratios



UFAS Percentage Against all Incidents

29%



UFAS Percentage Against all False Alarms

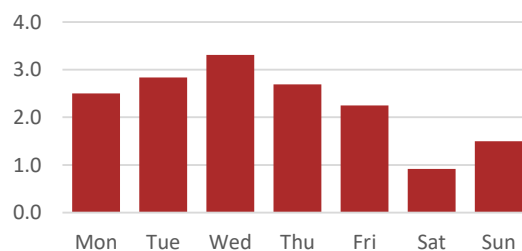
52%



Human Influence and Alarm Activations

43%

Average Unwanted Fire Alarm Signals per Day



Unwanted Fire Alarm Signals (UFAS) show a 32% (93 incidents) reduction year on year. Similar to Q1 this can partly be attributed to the COVID 19 restrictions in place. 13% (26 incidents) were recorded in residential Care homes. Hospitals and Medical Care Premises accounted for 11% (22 incidents). 43% (85 incidents) were found to be as a result of Human interactions i.e. not isolating the system before testing, cooking, smoking, accidentally/carelessly set off.