



**To: Children & Young People Thematic Board**

**On: 1 September 2016**




**Report by: Director of Children's Services**

**Renfrewshire's Local Outcome Improvement Plan - Progress Against Year 3 Targets, Children and Young People Thematic Board**

## 1. Summary

- 1.1 Renfrewshire Community Planning Partnership is committed to ensuring that our resources are deployed effectively to deliver Community Plan priorities and achieve best value. An open and rigorous performance culture has been embedded across the partnership which promotes our collective responsibility for achieving our outcomes. Clear accountability and reporting is key to this approach.
- 1.2 This report provides an update on progress against the performance measures previously agreed by the CPP. There have been changes to the way pupil attainment is measured nationally, and this has resulted in data for some indicators not being available. New measures are provided to replace these.
- 1.3 Several of the indicators were taken from the first Renfrewshire epidemiology study undertaken in 2011 with support from the Dartington Social Research Unit. The second study is scheduled for October 2016 and consequently no Year 3 update is available for this report. The findings of the study will be shared with this Board when they are available.

**Table 1: Summary of performance**

Impact Measure Status		Total
	On target	10
	Warning	2
	Alert	3
N/a	No data available	15
Total		30

## 2. Recommendations

It is recommended that the Board

- a) Notes the Year 3 performance against the targets set

- b) Agrees the revisions outlined in Section 7 of this report
- c) Agrees that a further update on performance will be provided to this Board xxxxxx

### **3. Background**

- 3.1 The Renfrewshire Community Plan and Single Outcome Agreement (SOA) was developed during 2012 and 2013 and was approved by Renfrewshire Community Planning Partnership Board on 12 June 2013.
- 3.2 Subsequently, the Community Plan and SOA was submitted to the Scottish Government and was scrutinised through a Quality Assurance exercise. Following this, the Renfrewshire Community Plan and SOA was signed off by the Minister for Local Government and Planning in August 2013.
- 3.3 The Single Outcome Agreement clearly sets out our agreed outcomes together with the one, three and ten year targets for each impact measure. This report provides an update on the progress made by this thematic board against our year three targets.

### **4 Key achievements**







- 4.1 The thematic board's key achievements include:







- An improvement in positive destinations after leaving school. Performance has risen steadily in recent years and Renfrewshire is now one of the best performing local authorities in Scotland. Employability programmes continue to be a focus for partners. This indicator had been highlighted as an area of improvement following the Year 1 progress report and this improvement is evident.
- The Families First project has been expanded into three more areas following the success of the Ferguslie and Linwood projects. An independent evaluation of the first two projects found that they were achieving very positive outcomes for the communities they support. £1 million of funding was allocated from the Tackling Poverty Commission. The new teams were established in Foxbar, Johnstone and Gallowhill localities in April 2016.
- One of the key recommendations from the Poverty Commission work in Renfrewshire was to improve the physical and mental health of children in low income families, in particular to develop a cohesive partnership approach to supporting youth mental health. The recommendation proposed equipping organisations to deliver support and respond to mental health distress and build young people's resilience. Council funding of £200k over two years has enabled two initiatives to be developed. A peer education service has now been agreed in all Renfrewshire secondary schools where young people are trained to work with their peers to improve health. The young people also work with the pupils in the feeder primary schools around the transition into secondary school. The second initiative is a school counselling service which has now also been implemented in all Renfrewshire secondary schools. Young people were involved in the procurement process to commission a counselling service to support pupils facing stress and anxiety. Both services are now fully implemented and will be reviewed and evaluated over the next two years.




- The Permanency and Care Excellence (PACE) programme continues to deliver improvements in permanency planning for Looked After Children. Permanent arrangements for more and more children and young people are being put in place more quickly. Children's Services will continue to work in partnership with the Centre for Excellence for Looked After Children in Scotland (CELCIS) to deliver positive change.

## 5 Performance against year 3 targets

The table below highlights the year three performance against our targets:

Children and Young People Impact Measures	Current Status	Baseline	Year 1 Actual	Year 3 Target	Year 3 Actual
<b>Outcome 1. Our children and young people have the best start in life – are ready to learn, supported to achieve and are ambitious throughout and beyond their school lives</b>					
Increase in the average tariff score of the lowest attaining 20% of S4 pupils		72 (2011/12)	78	76	194
Increase the average tariff score of looked after young people	N/a	72 (2010/11)	79	Measure amended; see Section 7	
Increase the percentage of pupils achieving 5+ awards at SCQF Level 5 or better by the end of S6	N/a	57% (2011/12)	58%	Measure amended; see Section 7	
Increase the percentage of pupils achieving 3+ awards at SCQF Level 6 or better by S6	N/a	37% (2011/12)	38%	Measure amended; see Section 7	
All pupils will achieve English and Mathematics qualifications at SCQF Level 3 or above by S6		94% (2011/12)	96%	96%	99%
Increase the percentage of school leavers in positive and sustained destinations		87.7% (2011/12)	90.2%	92%	93.4%
Increase the percentage of looked after young people in positive destinations		63% (2010/11)	46%	68%	66.7% (LAC at home); 66.7% (LAC away from home)
Reduce the percentage of babies with a low birth weight (<2500g)		6% (2011/12)	6.8%	5.5%	6.8%
Increase in the number of children exclusively breast fed at 6-8 weeks		20.3% (2011/12)	20.2%	21.4%	20.8%
<b>Outcome 2. Our children and young people live in a safe and secure, stable and nurturing environment at home and in the community – where their rights are respected, they are free from poverty and neglect and supported to be resilient and to thrive</b>					
Increase the perception score of not being bullied amongst secondary school pupils	N/a	91 (2011)	Data will be available from the second epidemiology study in early 2017		

Children and Young People Impact Measures	Current Status	Baseline	Year 1 Actual	Year 3 Target	Year 3 Actual
Increase the perception score of not being bullied amongst primary school pupils	N/a	91 (2011)	Data will be available from the second epidemiology study in early 2017		
Reduce the percentage of children living in poverty	N/a	19% (2013)	13%	Measure amended; see Section 7	
Reduce the percentage of children and young people placed on the Child Protection Register affected by parental substance misuse		56% (01/08/2011 to 01/07/2012)	59%	49%	54%
<b>Outcome 3. Our children and young people feel confident and responsible – able to participate fully in learning and in their wider community and take part in opportunities which meet their needs, interests and aspirations</b>					
Increase the reported school perception score amongst our secondary school pupils (0–100)	N/a	64 (2011)	Data will be available from the second epidemiology study in early 2017		
Increase the reported school perception score amongst our primary school pupils (0–100)	N/a	78 (2011)	Data will be available from the second epidemiology study in early 2017		
Reduce the percentage of secondary pupils with poor engagement with school	N/a	19% (2011)	Data will be available from the second epidemiology study in early 2017		
Reduce the percentage of primary school pupils with poor engagement with school	N/a	8% (2011)	Data will be available from the second epidemiology study in early 2017		
Reduce the number of days lost per 1,000 secondary pupils through exclusion		168 (2011/12)	64	155	75.6
Reduce the number of days lost per 1,000 primary pupils through exclusion		13 (2011/12)	6	10	8.2
Increase in the number of children and young people participating in sporting, cultural and citizenship activities		1309 (2012/13)	1477		2877
<b>Outcome 4. Our children and young people have good physical, emotional and mental health and wellbeing</b>					
Increase the reported physical health score of our secondary school pupils (0–100)	N/a	69 (2011)	Data will be available from the second epidemiology study in early 2017		
Increase the reported physical health score of our primary school pupils (0–100)	N/a	78 (2011)	Data will be available from the second epidemiology study in early 2017		
Increase the reported physical health score of our pre-school children	N/a		Data will be available from the second epidemiology study in early 2017		
Increase the percentage of primary schools which deliver two hours quality Physical Education per week		96%	100%	100%	100%
Increase the percentage of secondary schools which deliver two hours quality Physical Education per week		100%	100%	100%	100%

Children and Young People Impact Measures	Current Status	Baseline	Year 1 Actual	Year 3 Target	Year 3 Actual
Reduce the percentage of secondary school pupils reporting poor pro-social behaviour	N/a	10% (2011)	Data will be available from the second epidemiology study in early 2017		
Reduce the percentage of primary school pupils whose parents report poor pro-social behaviour	N/a	4% (2011)	Data will be available from the second epidemiology study in early 2017		
Reduce the level of obesity in children in Primary 1		7.6% (2010/11)	9.9%	7.4%	8.9%
Increase the percentage of children in Primary 1 without decayed, extracted or filled teeth		62.1% (2011/12)	68.9%	62.1%	68.9%
Reduce the rate of pregnancies for those under 16 years of age (rate per 1,000 population)		8.9 (2008/10)	6.5	8.0	3.9%

The follow-up epidemiology study, which will build on the knowledge gained from the 2011 study, will take place in October 2016, and data should be available in early 2017. Changes in the way the Scottish Government reports on school attainment have impacted on the indicators reported to this Board, and revisions are noted in Section 7 below.

## 6 Areas for Improvement and Remedial Action

6.1 The numbers of looked after children leaving school in any given year is small and therefore subject to significant variance.

Remedial action: Children's services work with colleagues in Development and Housing, Skills Development Scotland, and further and higher education in an attempt to ensure that all children have an individual plan to support to positive destinations.

6.2 Reducing the number of babies with a low birth weight at full term remains behind target at 6.8%. Renfrewshire's Family Nurse Partnership has shown strong results on low birth weight, with only 2.5% of babies registered with the service having a low birth weight. Work is ongoing to assess which elements of the programme could be rolled out more widely. Supporting women to stop smoking before or during their pregnancy remains a key priority and NHS GGC offer a Smoking in Pregnancy Service. Other factors linked to low birth weight include domestic abuse, pregnancy in women aged 17 and under, and alcohol use. New information leaflets are available to highlight the risks of using alcohol in pregnancy, and Sensitive Routine Enquiries of Domestic Abuse are carried out in maternity services.

Remedial action: The HSCP plans to identify a lead officer to take forward the recommendations in the recently published 'National Strategy for Pregnancy and Parenthood in Young People' to progress work on teenage parenthood.

6.3 Exclusive breastfeeding is currently at 20.8%, slightly behind the target of 21.4%. Current performance demonstrates a continuing improvement.

Remedial action: Improvement activities such as the weekly breastfeeding support groups, the Infant Feeding Support Workers and the Breastfeeding Welcome Award will continue. It is expected that the target will be met when figures are next collected in September 2016.

- 6.4 The percentage of children on the Child Protection Register who were affected by parental substance misuse at the point of registration has not met the target set. However, percentage figures mask the fall in numbers in recent years which were not anticipated when the measure was identified for inclusion. In 2011/12, when the baseline was established, there were 179 new registrations and 98 of those children were affected by parental substance misuse. By 2014/15, this had fallen to 142 new registrations and 76 children affected by parental substance misuse.

Remedial action: Child protection work will always be focused on the needs and wellbeing of the child above all else and so targets may be missed, but this trend is one indicator that local work to address substance misuse and its impact on children is having an effect.

- 6.5 The level of obesity amongst Primary 1 children is not meeting the target of 7.4% although the Renfrewshire rate has reduced from 9.6% in 2011/12 and is below the Scottish average rate of 9.8%. The HSCP has trained third sector staff and community volunteers to deliver 'Eat Better Feel Better' cookery courses in the community.

Remedial action: Active Communities (Scotland) and NHS GGC are delivering a post-natal exercise programme on a partnership basis focusing on nutritional advice and exercise for new mums. Active Communities are also delivering a programme for families with children aged 2-4 who are an unhealthy weight.

## 7 Revisions to Renfrewshire's Local Outcome Improvement Plan

There have been changes to the way in which pupil attainment is reported nationally. As a consequence, two of the performance measures need to be amended to reflect the new approach. These are shown below and although the measures are more challenging, the baseline data shows that Renfrewshire is performing above the national average.

Existing Measure	New Measure	Baseline (Year 3)	Revised Target (Year 10)
Increase the percentage of pupils achieving 5+ awards at SCQF Level 5 or better by the end of S6	Increase the percentage of pupils achieving 5+ awards at SCQF Level 5 by the end of S4	40.4% (2012/13) (Scottish average is 39.3%)	47% (based on achieving 1 percentage point of improvement each year)
Increase the percentage of pupils achieving 3+ awards at SCQF Level 6 or better by S6	Increase the percentage of pupils achieving 5+ awards at SCQF Level 6 or better by S6	30.8% (2014/15) (Scottish average is 29.3%)	38% (based on achieving 1 percentage point of improvement each year)

The Scottish Government no longer provides data on the average tariff scores for looked after children. Information is available on the average performance of the lowest performing 20%, the middle 60% and the top 20% for children looked after at home and for children looked after away from home. The table below shows that Renfrewshire is behind the national average in relation to the lowest performing 20% but ahead of the national average for the middle 60% and the top performing 20%.

	Looked after at home		Looked after away from home	
	Renfrewshire	Scotland	Renfrewshire	Scotland
Lowest performing 20%	2	4	20	25
Middle 60%	156	115	239	233
Top performing 20%	653	573	919	861

In December 2015, the CPP Board agreed that the single child poverty measure and target is removed and replaced with the wider Poverty in Renfrewshire Dashboard, which is currently being developed as part of the Tackling Poverty Strategy.

## **8 Prevention and early intervention**

- 8.1 On 11 May 2016, the CPP Board agreed that as part of reviewing working arrangements and strategic focus throughout 2016 that we would take the opportunity to look specifically at the role of the partnership in driving consideration of policies and programmes that deliver prevention outcomes. It was proposed that the Community Planning Partnership Board provide specific oversight on activity aimed at preventing inequality and reducing the demand for services. In order to inform the Partnership Board, it was agreed that the Annual Report to the Community Planning Partnership contains comment on progress on the prevention agenda in Renfrewshire and that future work to review need and demand for services in Renfrewshire provides a specific focus on prevention in order to direct the longer term work of the community planning partners.
- 8.2 We wish to establish Renfrewshire as an area where universal services are delivered in a way which are inclusive and prevent problems and challenges arising for most children. We aim to be an authority where early intervention to prevent challenges developing is embedded resulting in swift and effective support for children at the earliest stage.
- 8.3 Preventative approaches and early intervention are firmly embedded in services for children and young people and this is evident in the examples of achievements detailed in Section 4 above. Programmes such as Peer Education equip young people with the skills and information to support positive behaviours and understand their own health needs better. The Families First projects work with families who are not in crisis and have been shown to be delivering positive outcomes for children and families.
- 8.4 Incredible Years and PATHS (Promoting Alternative Thinking Strategies) are two examples of evidence based approaches focused on early intervention and prevention which have been implemented in Renfrewshire. The success of PATHS has meant it has been rolled out to additional schools.
- 8.5 Work with the Centre for Excellence for Looked after Children In Scotland (CELCIS) at the University of Strathclyde is delivering incremental change by focusing on reducing the time to implement permanent placements for looked after children. This leads to much greater stability at an earlier stage and consequently improved outcomes.
- 8.6 The Functional Family Therapy service is targeted at teenagers at risk of being accommodated and has had a very positive impact. The success of the service was recently recognised nationally when it won the ALARM Community Risk award for its impact on reducing the risk to young people, families and communities.
- 8.7 The Children's Services Partnership is working closely with an expert on pre-term babies and the possible developmental impact on the child. A project group is being established to explore how services can more effectively support families and education colleagues.
- 8.8 The CEDAR programme has been very successful in supporting children who have experienced domestic violence, with a focus on improving resilience, emotional intelligence and the ability to regulate emotions. It has recently been successful in attracting a further five years of funding from the Big Lottery Fund.

- 8.9 Towards the end of this year, a second study of the needs of children and young people across Renfrewshire will be undertaken. It is hoped that the findings will clearly demonstrate the positive impact of Renfrewshire's early intervention approaches.