

To: Economy and Jobs Policy Board

On: 16th November 2016

Report by: Director of Development and Housing Services

Heading: Labour Market Update at September 2016

1. Summary

- 1.1 This paper provides the Policy Board with the most recent labour market statistics for Renfrewshire (end of September 2016). Where the data is available a comparison is made with the Scottish and UK figures.
 - 1.2 It should be noted that the reporting of unemployment stats has been changed nationally to incorporate new experimental Universal Credit figures. The report now reports on "Claimant Count" unemployed (a combination of JSA and UC claimants) where previously (prior to May 2016) only JSA figures were available.
-

2 Recommendations

Board members are asked to:

- (i) Note the employment and claimant count figures for September 2016
 - (ii) Note the change in reporting to new experimental statistics incorporating the Universal Credit figures;
-

3. Background

- 3.1 The report provides the most recent employment and claimant count figures (published for end September 2016).

- 3.2 As previously reported, there have been changes to the claimant count on ***nomis***, which is part of the Office for National Statistics (ONS). Now, Job Seeker's Allowance (JSA) and Universal Credit (UC) are measured together in one statistic: **the claimant count**.
- 3.3 The overall, long term goal of ***nomis*** is that **the claimant count** will be the **total number of JSA claimants + unemployed UC claimants**. These statistics are still experimental, but they allow for a comparison of Renfrewshire with Scotland and the UK.
- 3.4 For Renfrewshire, we currently have information on the following:
- **All Ages: 16+ (16-64)**
 - **Youth: 18-24**
 - **25-49**
 - **50+**
- 3.5 The claimant count is a measure of the number of people with live claims for the principal reason of being unemployed. Previously, Job Seeker's Allowance (JSA) was the main unemployment benefit. Now, Universal Credit (UC) is a new benefit also incorporated. However, UC is not an unemployment benefit entirely, given that some UC claimants will be in work, while others are unemployed but not required to seek work.
- 3.6 The experimental statistics still include UC claimants who are not in-work, but are also not required to seek work – a group that skew the statistics for as long as they are counted.
- 3.7 These new experimental statistics that now combine JSA and UC stretch as far back as January 2013 when the first pilots were introduced. Although experimental, this new claimant count is now the new standard. By contrast, the previous norm of using purely JSA claimants is no longer the official claimant count and is being slowly phased out.
- 3.8 Board reports from May 2016 now report on the Claimant Count figures.
-

4. Labour Market Statistics for the month of September 2016

- 4.1 Renfrewshire's employment rate continues to be above both the Scottish and UK average with 74.3% in employment compared to 72.9% (Scotland) and 73.8% (UK).

- 4.2 A further breakdown of the employment figures show that the female employment rate of 73% is considerably higher than the Scottish (69.6%) and UK (69%) averages but the male figures are lower.
- 4.3 Renfrewshire is currently ranked 17th out of 32 local authorities for employment.
- 4.4 Youth Employment in Renfrewshire (at end June 2016) shows that Renfrewshire is currently 6th for youth employment in Scotland with 64.7% of young people employed. At the launch of Invest in Renfrewshire in June 2012 the youth employment rate was 43.2% and Renfrewshire was 27th (out of 32) for youth employment. The current average rate for youth employment in Scotland is 56%.
- 4.5 Renfrewshire's overall Claimant Count figure for September 2016 is 2.5% with 2830 people claiming JSA. This figure remains unchanged from the same time period year.
- 4.6 Renfrewshire's youth unemployment rate is currently reported as a Claimant Count figure of 4.2% with claimants totalling 625 for September 2016. This month the rate increased by 0.1% and Renfrewshire is currently ranked 19th out of the 32 local authorities.
- 4.7 Adult unemployment for Claimants aged 25 – 49 has marginally decreased by 0.1% to 2.7% with claimants totalling 1,530. The rate from this period last year has remained unchanged.
- 4.8 The adult Claimant rates for those aged 50+ has remained unchanged in the third quarter and is currently 1.8% with claimants totalling 665. The Claimant Count figures show that the rate for this group has also remained unchanged from the same period last year.
- 4.9 The attached newsletter contains additional statistical information and graphs.

Implications of the Report

- 1. **Financial** - None
- 2. **HR & Organisational Development** – None
- 3. **Community Planning** –
Jobs and the Economy - Labour market intelligence is vital to informing future policy and service delivery decision making across the Community Planning Partnership.
- 4. **Legal** – None

5. **Property/Assets** – None
6. **Information Technology** – None
7. **Equality & Human Rights** -
The Recommendations contained within this report have been assessed in relation to their impact on equalities and human rights. No negative impacts on equality groups or potential for infringement of individuals' human rights have been identified arising from the recommendations contained in the report because it is for noting only.
8. **Health & Safety** – None.
9. **Procurement** – None
10. **Risk** – None
11. **Privacy Impact** - None

List of Background Papers

- (a) None
-

Author: Ruth Cooper, Economic Development Manager
ruth.cooper@renfrewshire.gov.uk
Tel: 0141 618 7868

Renfrewshire Economic Development Newsletter – October 2016



The Claimant Count

The claimant count is a measure of the number of people with live claims for the principal reason of being unemployed. Previously, Job Seeker's Allowance (JSA) was the main unemployment benefit. Now, Universal Credit (UC) is included.

These new experimental statistics that now combine JSA and UC stretch back to January 2013 when Universal Credit started to roll out in pilot areas. Although experimental, this new claimant count is now the new standard. By contrast, the previous norm of using purely JSA claimants is no longer the official claimant count and is being slowly phased out.

Employment and unemployment (Jul 2015-Jun 2016)

	Renfrewshire (Numbers)	Renfrewshire (%)	Scotland (%)	Great Britain (%)
All People				
Economically Active†	89,000	78.3	77.2	77.9
In Employment†	84,600	74.3	72.9	73.8
Employee‡	76,100	67.1	64.4	63.1
Self Employed‡	8,200	6.9	8.0	10.3
Unemployed (Model-Based)§	5,000	5.6	5.4	5.1
Males				
Economically Active†	44,800	80.2	81.3	83.1
In Employment†	42,400	75.7	76.3	78.7
Employee‡	36,600	65.6	65.3	64.4
Self Employed‡	5,500	9.6	10.7	13.9
Unemployed§	2,400	5.4	5.9	5.1
Females				
Economically Active†	44,100	76.5	73.2	72.7
In Employment†	42,200	73.0	69.6	69.0
Employee‡	39,500	68.6	63.6	61.8
Self Employed‡	2,700	4.4	5.5	6.8
Unemployed§	2,000	4.5	4.8	5.0

Source: ONS annual population survey

† - numbers are for those aged 16 and over, % are for those aged 16-64

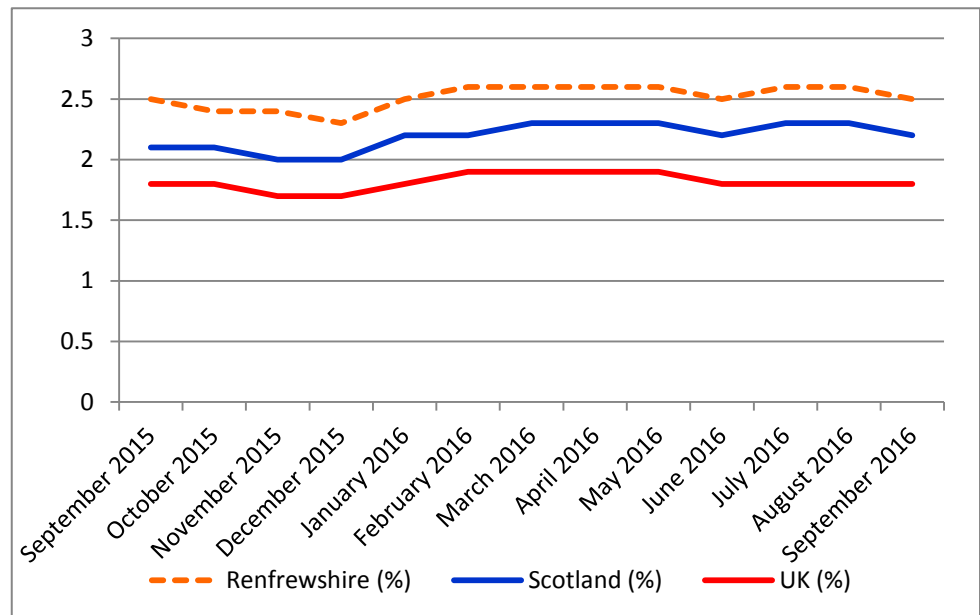
§ - numbers and % are for those aged 16 and over. % is a proportion of economically active

September 2016: Claimant Count Figures

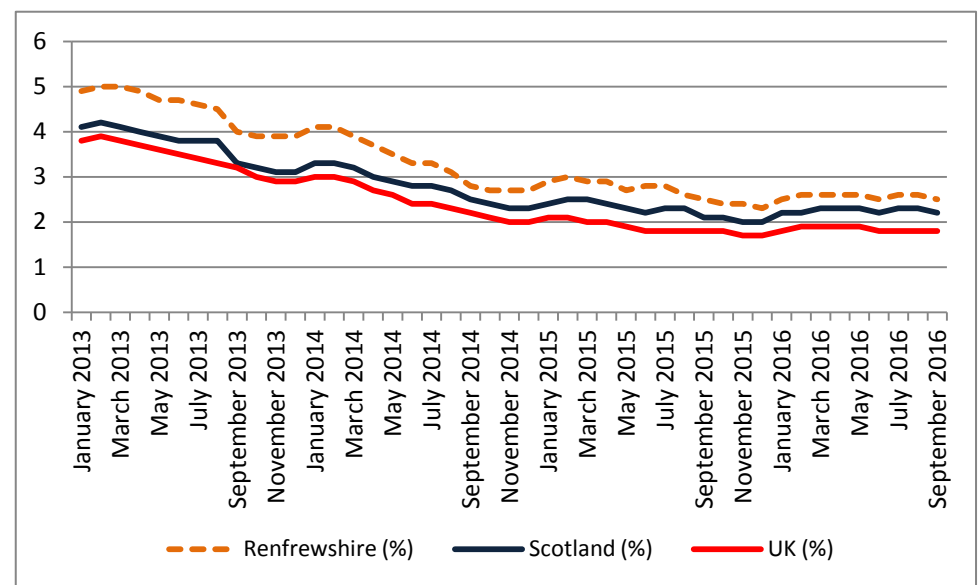
Claimant Count: All Ages (16+)

- The claimant count rate for Renfrewshire for September 2016 was 2.5%, with claimants totalling 2,830.
- This month the rate has marginally decreased, by 0.1%.
- The rate this time last year was also 2.5%.
- Renfrewshire is currently ranked 23rd out of 32 local authorities for unemployment.

All Ages(16+): Claimant count rate 2015-2016



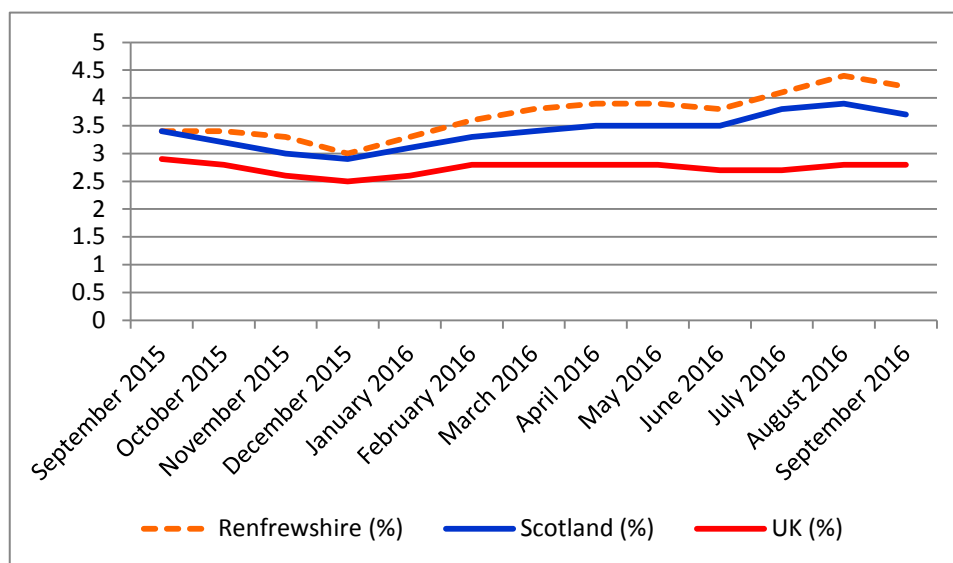
All Ages(16+): Claimant count rate 2013-2016



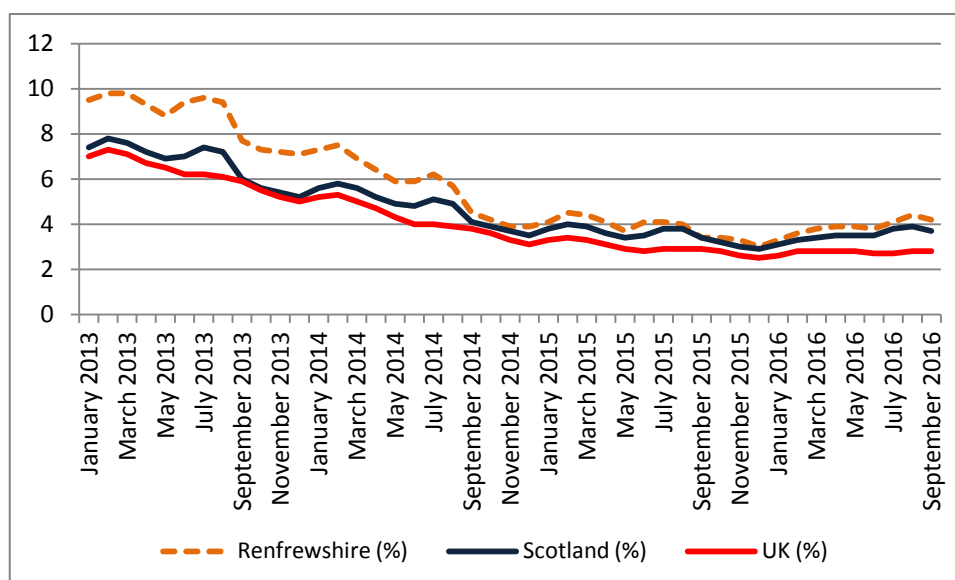
Claimant Count: Youth (18-24)

- The claimant count rate for Renfrewshire for September 2016 was 4.2% with claimants totalling 625.
- This month the rate has marginally decreased, by 0.2%.
- The rate this time last year was 3.4%
- Renfrewshire is currently ranked 19th out of the 32 local authorities.

Youth (18-24): Claimant count rate 2015-2016



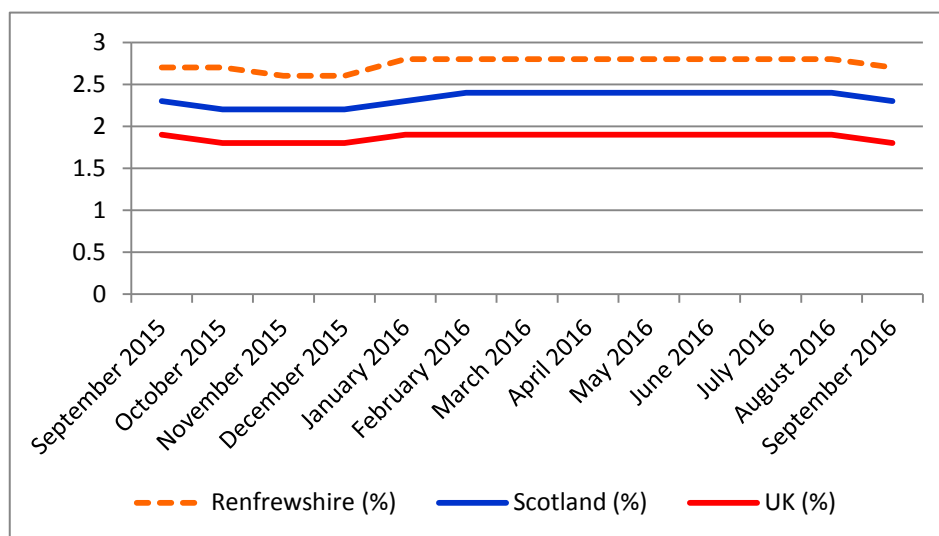
Youth (18-24): Claimant count rate 2013-2016



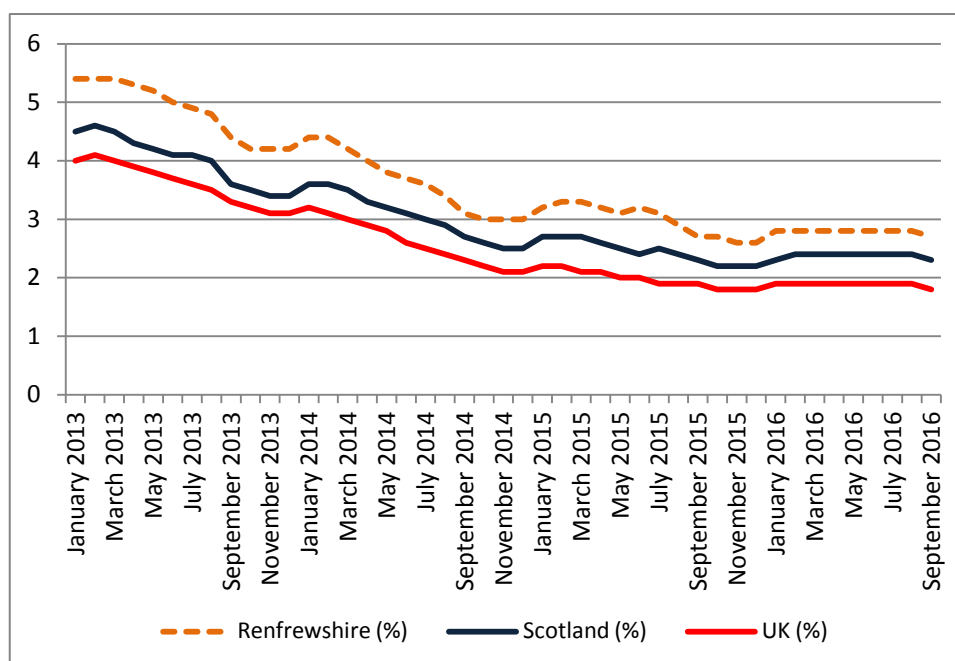
Claimant Count: 25-49

- The claimant count rate for Renfrewshire for September 2016 was 2.7% with claimants totalling 1,530.
- This month the rate has marginally decreased, by 0.1%.
- The rate this time last year was also 2.7%

25-49: Claimant count rate 2015-2016



25-49: Claimant count rate 2015-2016



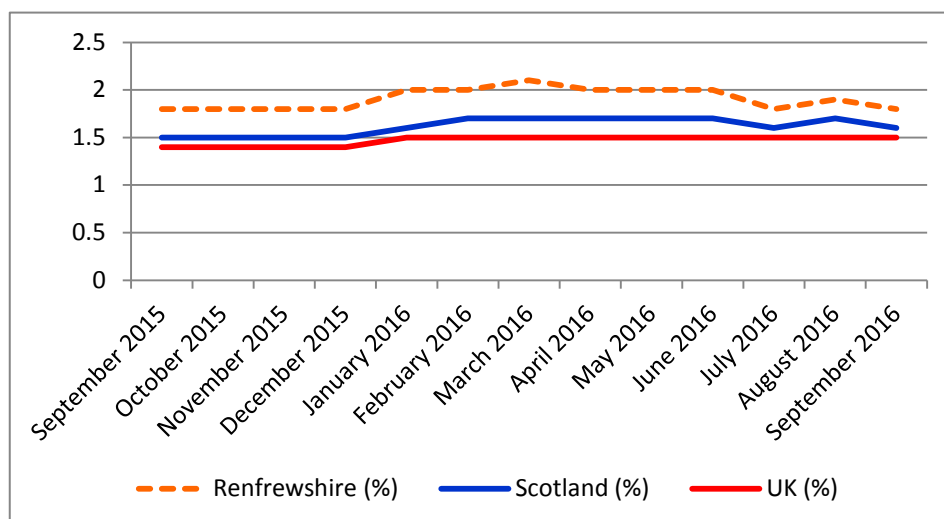
Claimant Count: 50+

- The claimant count rate for Renfrewshire for September 2016 was 1.8% with claimants totalling 665.
- This month the rate has marginally decreased, by 0.1%.
- The rate has remained unchanged from this time last year at 1.8%

Source: ONS claimant count by sex and age

Note: % is number of claimants as a proportion of resident population of the

Ages 50+: Claimant count rate 2015-2016



Ages 50+: Claimant count rate 2015-2016

