



**SCOTTISH**  
**FIRE AND RESCUE SERVICE**  
Working together for a safer Scotland

**Working together  
for a safer Scotland**

  
**Renfrewshire**  
Council



Report to:	<b>Police and Fire &amp; Rescue Scrutiny Sub Committee</b>
Date of Report:	<b>19<sup>th</sup> April 2018</b>
Report by:	<b>Graeme Binning, Local Senior Officer ( LSO) Scottish Fire and Rescue Service</b>

Subject:	<b>Scottish Fire and Rescue Service (SFRS) Report</b>
----------	---

## **PURPOSE OF THIS REPORT**

1. The purpose of this report is to inform the Police and Fire & Rescue Scrutiny Sub Committee of the Scottish Fire and Rescue Service's (SFRS) performance and activities during the reporting period February to March 2018.

## **PERFORMANCE**

2. The information provided in this report and attached appendix relates to the specific key performance indicators detailed in the Renfrewshire Local Fire and Rescue Plan 2014-2017. The SFRS Local Senior Officer will be happy to meet with any Elected Members who wish to discuss specific Ward issues.

A summary of the key performance indicators is detailed below:

- a. The total number of Accidental Dwelling Fires decreased from **51** in the same period in 2017/18 to **50** in the current reporting period.
- b. The total number of All Non-Fatal Fire Casualties increased from **4** in the same period in 2017/18 to **6** in the current reporting period.
- c. The total number of incidents involving deliberate secondary Fires decreased from **56** to **45** in 2017/18 reporting period.
- d. The total number of Fires in Non-Domestic Buildings decreased from **12** in the same period to **7** in 2017/18 current reporting period.

- e. The total number of Unwanted Fire Alarm Signal incidents increased from **128** in the same period in 2016/17 to **146** in the current reporting period.
- f. The total number of Road Traffic Collisions incidents attended by SFRS which resulted resulting in non-fatal casualties, increased from **3** in the same period in 2016/17 to **5** in the current reporting period.

## **PRIORITIES & INTERVENTIONS**

- 3. SFRS is committed to working in partnership with Community Planning partners in the public, private and voluntary sectors in order to work together for a safer Scotland. Strengthening our relationship with and working in partnership to add value to our communities is critical to the success of our strategy.

The following activities are illustrative of SFRS arrangements in terms of partnership working and targeted engagement:

- a. The Local Area Liaison Officer (LALO) attends the Daily Tasking Meetings within Renfrewshire Safety Hub on a daily basis and provides statistics of incidents within the Local Authority Area to ensure partners are aware of all fire related activity. This forum continues to deliver on achieving joint positive initiatives and outcomes.
- b. In support of partnership working the Community Action Team (CAT) have engaged with a number of key partners to promote Fire Safety in preparation for this year's Safe Kids event.
- c. The CAT conducted a number of information/awareness events to support the work of the SFRS Winter Thematic Action Plan including talks on deliberate fires.
- d. A total of **361** Home Fire Safety Visits (HFSV) was carried out in Renfrewshire during the reporting period. These HFSVs are carried out by our operational personnel and CAT officers who will conduct these visits jointly with partner agencies where deemed appropriate.
- e. Of these HFSVs:
  - i. **116** were recorded as high risk, many being referrals from Renfrewshire Community Planning partners to SFRS.

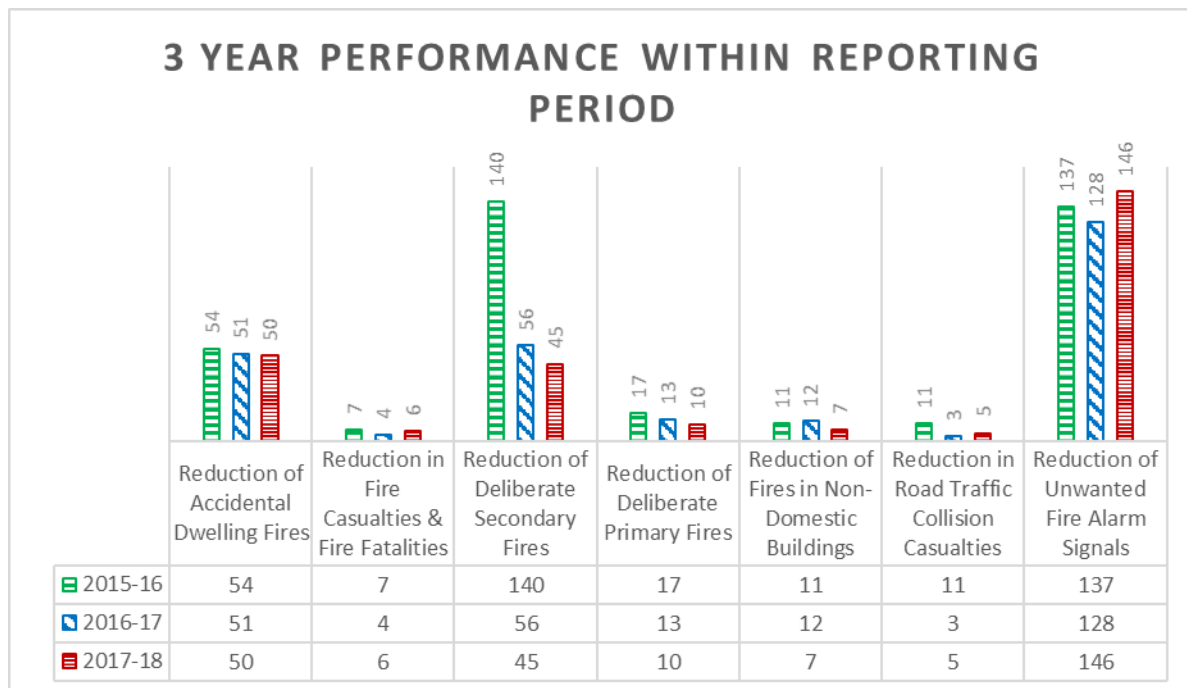
## **RECOMMENDATIONS**

The Police and Fire & Rescue Scrutiny Sub Committee members are asked to note the contents of this report and the attached appendix.



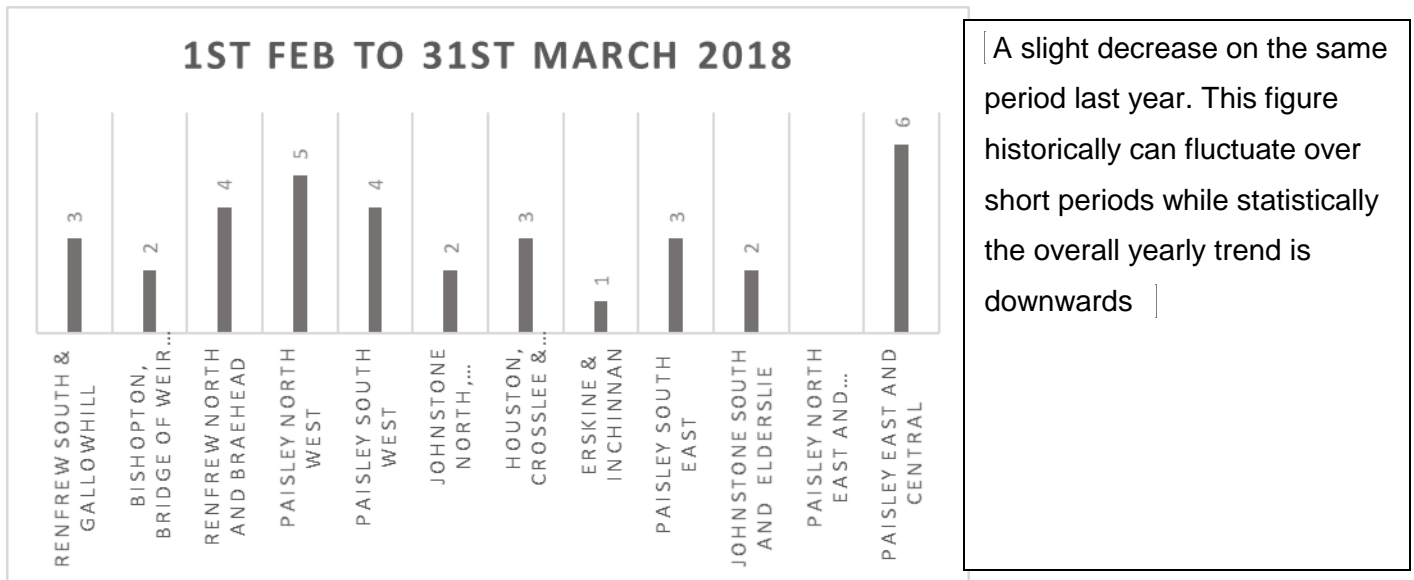
The graph below provides a comparative overview of the activity levels within the reporting period over the last 3 years.

### 1. THREE YEAR PERFORMANCE OVERVIEW

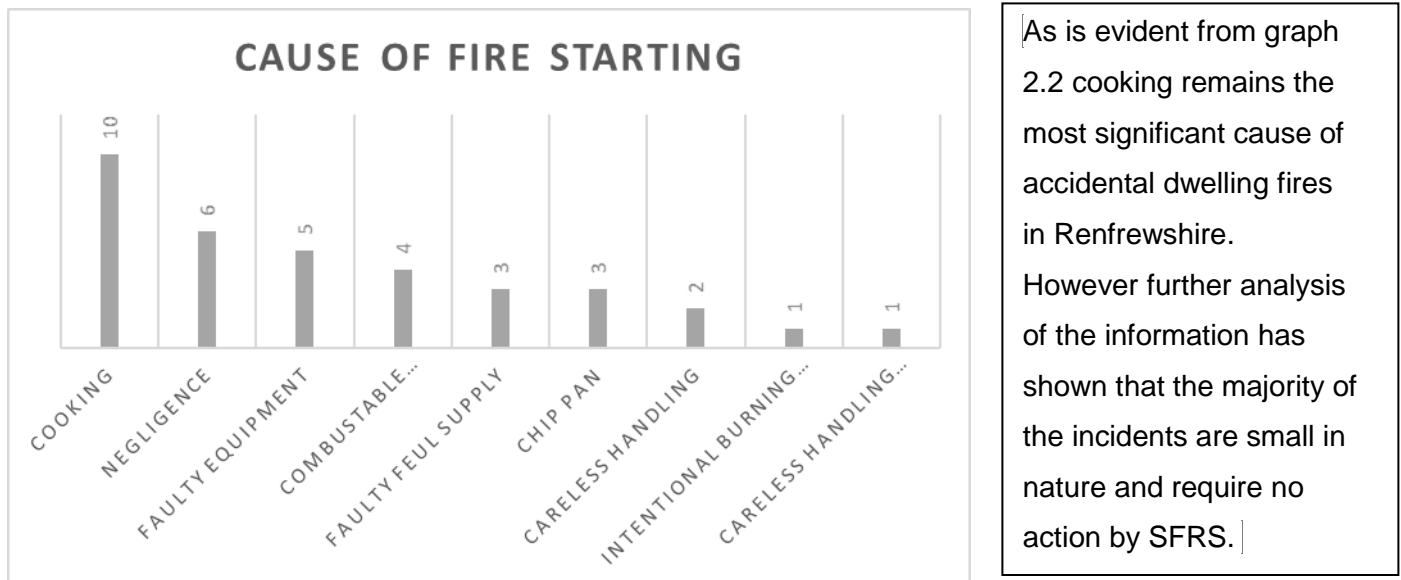


## 2. REDUCTION OF ACCIDENTAL DWELLING FIRES

### 2.1. Incidents by Ward

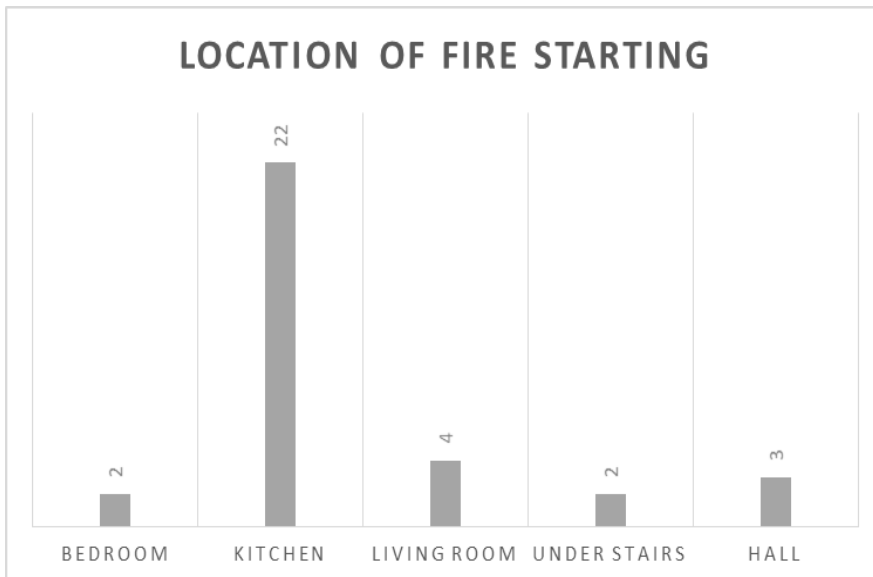


### 2.2. Cause of Fire



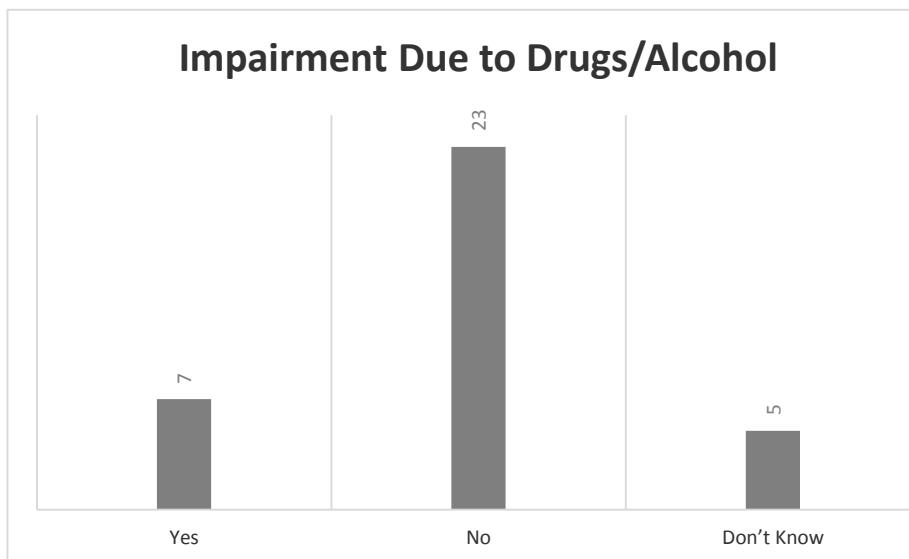


### 2.3. Location of Fire



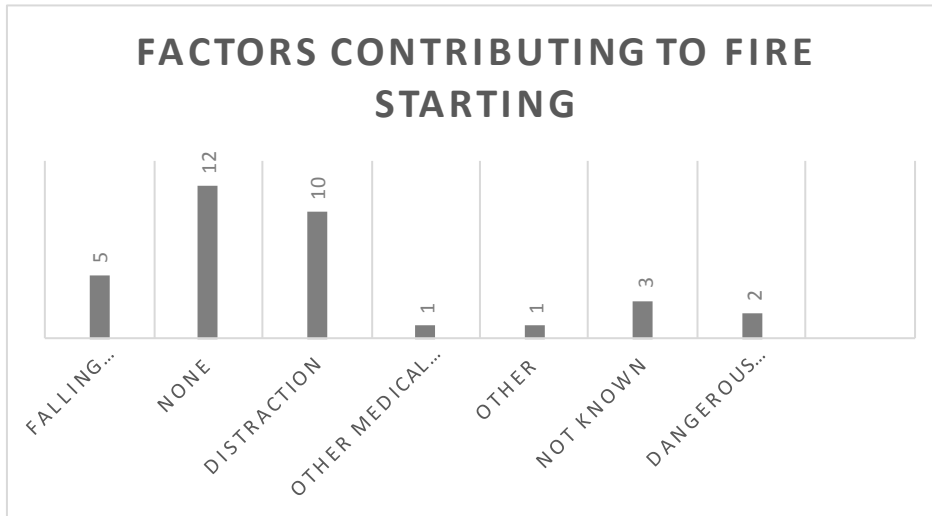
The information within this graph links directly to 2.2 above where cooking was identified as the most common cause of fire and this is further confirmed with 17 fires starting within the kitchen.

### 2.4. Human Factors



It is encouraging to see that 28 out of the 35 incidents that alcohol or drugs were not a factor.

However SFRS will continue to work with our partners to identify those most at risk and to then take steps to improve their safety



Distraction continues to be a cause of fires in the home. The fires having other or no contributory factors are considered purely accidental.

### 3. REDUCTION OF FIRE CASUALTIES

#### 3.1. Casualties by Ward

There were only 5 recorded fire casualties from this period, but unfortunately there was 1 additional male fatality as a result of receiving severe burns.

#### 3.2. Casualties by Age and Gender

4 of the 5 fire casualties for this period were between 30 and 59 with the remaining fire casualty being between 80 and 89 (Note the fatality was a male between 90-99).

#### 3.3. Extent of Harm

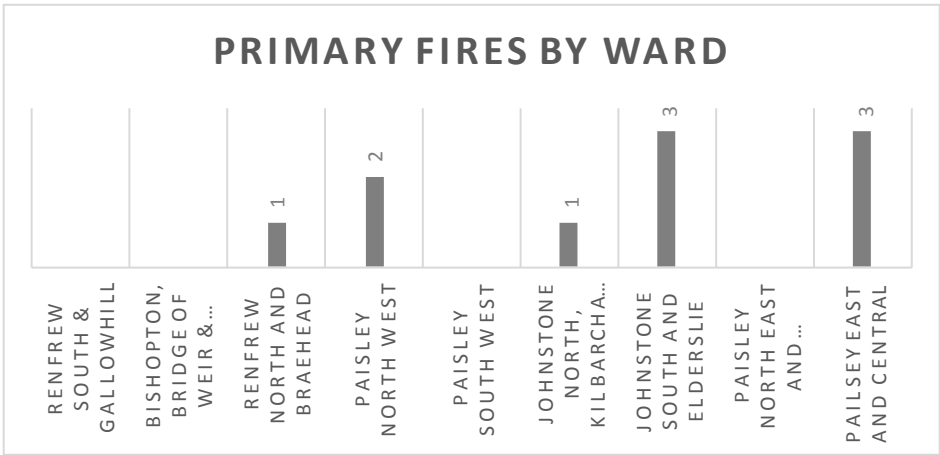
With the exception to the fatality all other incidents resulted in slight injury or requirement for precautionary checks at the scene. The positive impact of early warning of fire provided by either standalone or linked smoke alarms is evident in terms of the reduction in the number of severe dwelling fires and the associated level of fire related injuries compared to 10 years ago.

4. REDUCTION OF DELIBERATE FIRE SETTING

4.1. Primary Fires

Primary fires are classed as those involving property which has a specific private or commercial value; and generally relates to building, structures or vehicle fires. During the reporting period there were a total of 10 deliberate primary fires; this is a decrease when compared to the same period in 2016/17 when there were 13 deliberate primary fires.

4.1.1. Incidents by Ward



4.1.2. Property Types



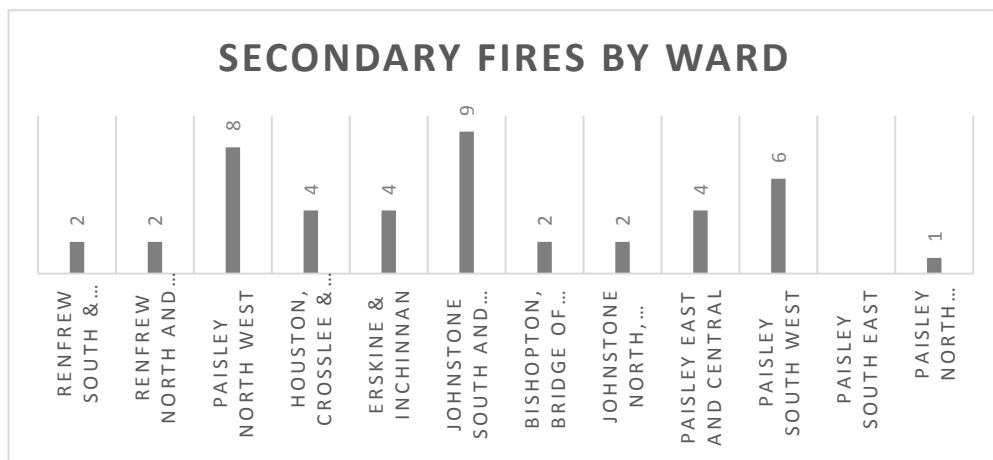
Deliberate fire setting is a criminal offence and SFRS will request Police Scotland to attend suspected deliberate primary fires when deemed appropriate. The SFRS Local Area Liaison Officer (LALO) attends the Daily Tasking meeting in Renfrewshire to provide fire activity overviews for action as appropriate.

SFRS officers will also complete Community Intelligent Reports at incidents where deliberate fire setting occurs; these are passed to Police Scotland where relevant information is gathered and used to support further investigation.

#### 4.2. Secondary Fires

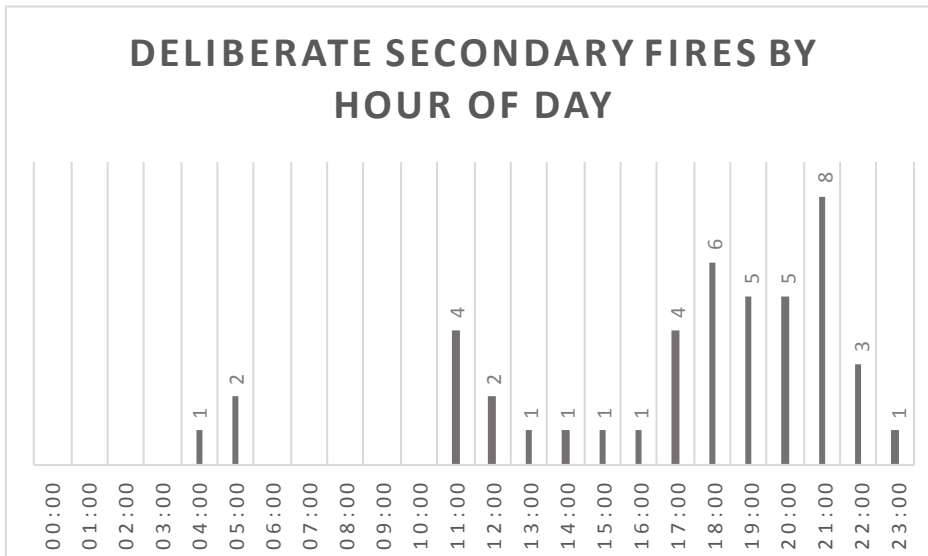
Secondary fires are classed as those involving derelict property (structures or vehicles), refuse, grassland and scrubland. During the reporting period there were a total of 45 deliberate secondary fires; this is a decrease when compared to the same period in 2016/17 when there were 58 deliberate secondary fires.

##### 4.2.1. Incidents by Ward



SFRS works closely with our partners to provide appropriate engagement, education and intervention approaches. Schools in localities identified as having higher fire incidents are targeted and the CAT officers actively engage with the pupils to educate them on the dangers and subsequences of wilful fire setting.

#### 4.2.2. Time of Day



Graph 4.2.2 shows it is evident the vast majority of fires occurred between 17:00hrs to 22:00hrs; this pattern anecdotally leads us to believe the majority of these fires have been started by school age young people who outwith these times at school.

The Fireskills programme also addresses wilful fire setting and educates young people on the impact of available front line emergency resources attending secondary fires and not being available for life threatening emergencies. The Prevention and Protection team is currently looking at funding streams to run more Fireskills courses.

#### 4.2.3. Property Type



Work has been on-going through daily tasking to identify specific area of activity through sharing of information. This has resulted in an increased presence of Wardens, SFRS personnel and Police Scotland in the areas identified. There has also been on-going work with operational staff during the SFRS Winter Thematic Action Plan.

## **5. REDUCTION OF FIRES IN NON-DOMESTIC PREMISES**

This category includes commercial premises, private lockups/ garages and other structures. These incidents are included in the Deliberate Primary Fires referred to in section 4.1.

### **5.1. Incident by Ward**

There were a total of 7 recorded deliberate fires in non-domestic premises during the reporting period in:

- 2 in Johnstone North, Kilbarchan, Howood and Lochwinnoch
- 2 in Paisley Northwest
- 2 in Paisley Southwest
- 1 in Johnstone south and Elderslie

### **5.2. Property Types**

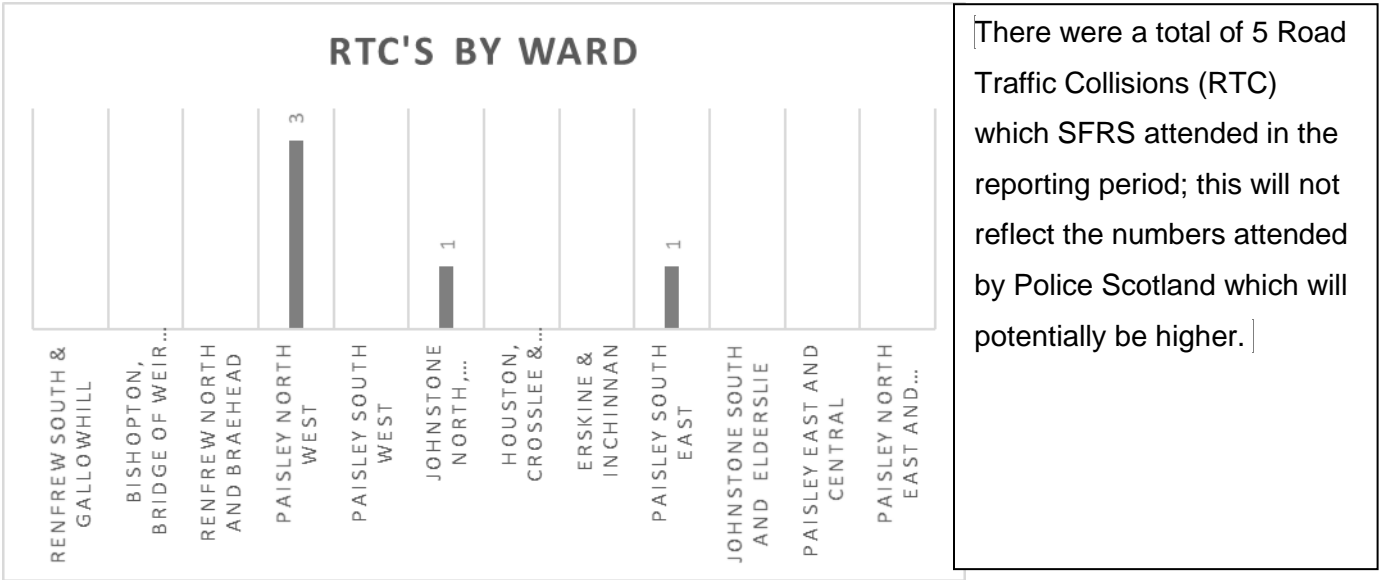
Of the 7 incidents,

- 2 where in in Takeaway, Fast Food properties,
- 1 Football stadium
- 1 hospital
- 1 secure unit
- 1 residential Children's home
- 1 primary school

All fires in non-domestic premises which are classed as relevant premises under The Fire (Scotland) Act 2005 will be subject to a post fire audit. These are conducted by specialist Fire Safety Enforcement Officers (FSEO) who will carry out a full inspection of the premises and all paperwork required under the Act; where deficiencies in fire safety management arrangements are identified the 'duty holder' will be issued with a notice as appropriate.

6. REDUCTION OF CASUALTIES IN NON FIRE EMERGENCIES

6.1. Road Traffic Collision Incidents by Ward



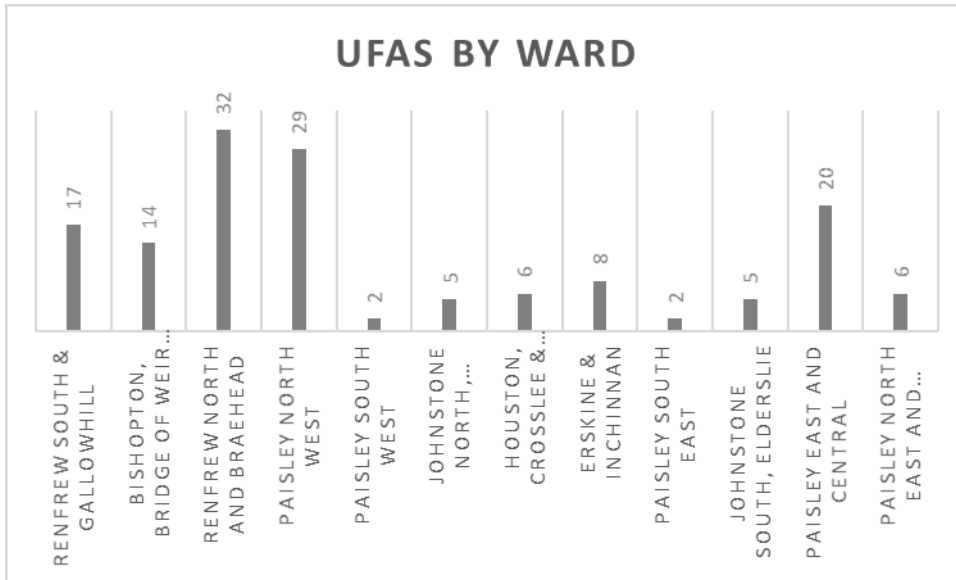
6.2. Road Traffic Casualties by Ward

There were 5 RTC related casualties recorded by SFRS during the reporting period within Renfrewshire.

7. REDUCTION OF UNWANTED FIRE ALARM SIGNALS


SFRS attends a range of false alarm incidents which include system faults, accidental actuation of fire alarm, malicious calls and good intent calls. SFRS is focused on reducing the associated road risk posed by 'blue light' journeys linked to our attendance at Unwanted Fire Alarm Signals (UFAS) incidents. There is a national policy in place which ensures we are adopting a standardised approach to positively engage and educate duty holders at premises which have fire alarm system actuations which are not due to an actual fire.

## 7.1. Incidents by Ward



Paisley North West has the highest volume of UFAS incidents which has a direct correlation with the number of commercial premises and a Major Hospital in this locality. Local SFRS staff continue to have intervention meetings with NHS management to reduce future UFAS.

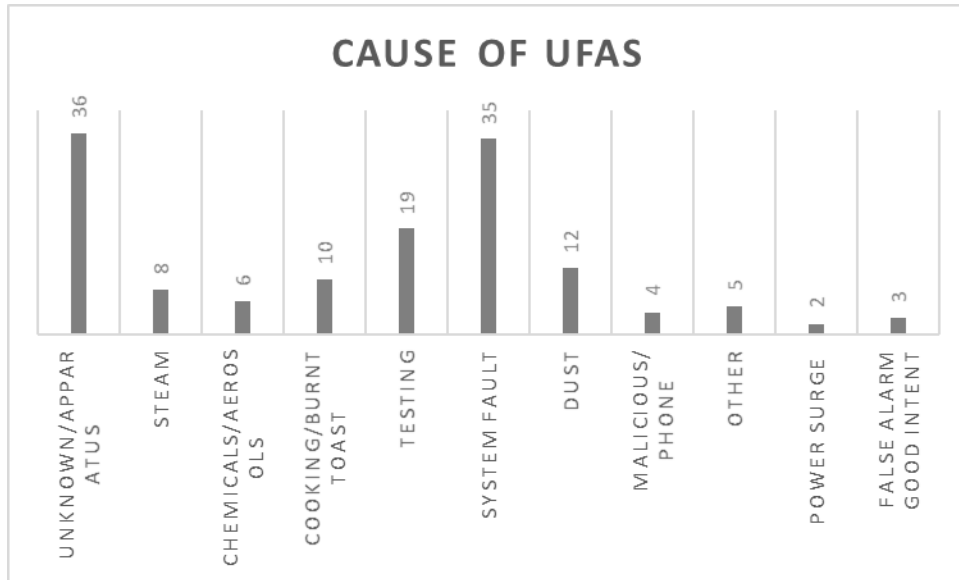
## 7.2. Property Types



From graph 7.2 it is evident that residential care homes and Hospital account for the majority of UFAS incidents in Renfrewshire. In addition to this, Hotels, Industrial manufacturing and call centres make up a large number of other repeat premises types



### 7.3. Cause of Actuation



The SFRS works closely with all relevant premises where UFAS occur and each incident is monitored locally through operational personnel and the area UFAS champion.