

Notice of Meeting and Agenda Greener Renfrewshire Thematic Board

Date	Time	Venue
Thursday, 05 March 2015	10:00	Hospitality Suite, St Mirren Football Club, 75 Greenhill Road, Paisley, PA3 1RU,

KENNETH GRAHAM
Head of Corporate Governance

Board Membership

Councillors E Devine and Audrey Doig, O Reid, Lead Officer and Head of Public Protection, S MacDougall, Director of Community Resources; J Lynch, Head of Property, C Thorpe, Corporate Asset/Energy Manager, B Spence, Housing Investment Manager and S McMillan, Policy & Regeneration Manager (all Renfrewshire Council); I Cunningham, Engage Renfrewshire; A Fraser, FLAIR Representative; J Wilby, Forum for Empowering Communities; Ross Nimmo, Glasgow Airport; G Tarvit, Keep Scotland Beautiful; A Speirs, Police Scotland; J Still, Renfrewshire Community Health Partnership; P Nelis, Scottish Fire and Rescue Service; M MacLaren, Scottish Water; K Boag, SEPA; J Binning, Strathclyde Partnership for Transport; C Roxburgh, West of Scotland University; and C Devine, Zero Waste Scotland.

Items of business

During consideration of the following items of business, the meeting will be open to the press and public.

Apologies

Apologies received from members of the Board.

- | | | |
|----------|---|----------------|
| 1 | Minute of Previous Meeting
Minute of meeting held on 17 December, 2014. | 5 - 10 |
|
 | | |
| 2 | Rolling Action Log
Report by Clerk. | 11 - 12 |
|
 | | |
| 3 | Environmental Training Team (ETT)
Presentation by Environmental Training Team Volunteer Task Force Group. | |
|
 | | |
| 4 | Greener Renfrewshire Interim Progress Report Against Targets
Report by Head of Public Protection. | 13 - 26 |
|
 | | |
| 5 | Greener Communities Update on Progress
Report from Greener Communities Sub Group. | 27 - 28 |
|
 | | |
| 6 | Stalled Spaces Scotland
Report by Head of Public Protection. | 29 - 32 |
|
 | | |
| 7 | Building Safer Greener Communities
Report by Lead Officer, Greener Renfrewshire Thematic Board. | 33 - 34 |
|
 | | |
| 8 | Street Stuff
Presentation by Community Resources and St Mirren staff. | |

For Information

9	Overview of Initiatives and Good Practice Examples Report by Chief Executive's Service.	35 - 38
10	Timetable of Meetings for the Greener Renfrewshire Thematic Board - August 2015 to November 2016 Report by Director of Finance & Resources.	39 - 40

RENFREWSHIRE COMMUNITY PLANNING PARTNERSHIP

MINUTE OF THE MEETING OF GREENER RENFREWSHIRE THEMATIC BOARD HELD ON 17TH DECEMBER, 2014

PRESENT

Councillors E Devine and Audrey Doig; O Reid, Lead Officer and Interim Head of Public Protection; B Spence, Housing Investment Manager; and S Marklow, Assistant Manager, Policy (all Renfrewshire Council); J Still, Head of Administration (Renfrewshire Community Health Partnership); I Cunningham, Third Sector Development Officer (Engage Renfrewshire); and J Wilby, Representative (Forum for Empowering Communities).

Councillor E Devine, presided.

IN ATTENDANCE

C MacDonald, Senior Committee Services Officer; A Shaw, Assistant Policy Officer; S Tkacenko, Graduate Intern; and E Gray, Graduate Intern (all Renfrewshire Council); S Young (Kilbarchan Village representative); K Airlie, Sustainable Scotland Network Coordinator (Keep Scotland Beautiful); and D Adam, Director of Housing & Property (Linstone Housing Association).

APOLOGIES

J Lynch, Head of Property Services (Renfrewshire Council); C Devine, Head of Resource Management (Zero Waste); A Fraser, Representative (FLAIR); J Binning, Principal Policy Officer (Strathclyde Partnership for Transport); G Tarvit, Sustainability & Climate Change Manager (Keep Scotland Beautiful); and C Roxburgh, Energy & Environmental Manager (UWS).

ORDER OF BUSINESS

The Convener intimated that he proposed to alter the order of business to facilitate the conduct of the meeting by considering item 6(c) of the agenda after item 5(b).

1.	<p>MINUTE OF MEETING OF 1ST OCTOBER, 2014</p> <p>There was submitted the Minute of the meeting of the Greener Renfrewshire Thematic Board held on 1st October, 2014.</p> <p><u>DECIDED:</u> That the minute be approved.</p>	Agreed
2.	<p>ROLLING ACTION LOG</p> <p>The Rolling Action Log was submitted for approval.</p> <p><u>GR.02.10.13(4b) – Establishment of Database</u></p> <p>S Marklow advised that all internal information had been put into the database and maps were tabled which highlighted land identified for</p>	

	<p>vacant, business and industrial use. She intimated that the next stage was to meet with the Housing Associations and Community Councils to identify other available land.</p> <p>She also intimated that Renfrewshire Council had been awarded £10,000 to run a grant funding scheme called Stalled Spaces Scotland which aimed to improve town centres by bringing derelict, vacant or underused land, collectively known as stalled spaces, back into positive use while it was lying unused or awaiting development. The grant was being match funded and the total funding available was £20,000. It was anticipated that grants awarded to individual projects would be in the region of £2,000 to £5,000. S Marklow advised that while community gardens and growing spaces were some of the more common uses, a Stalled Space could also be used as an outdoor events space, natural play area or place to display public art. The land could be used for a number of months or a number of hours. Regardless of the type or length of the project occupying the stalled space, the aim was to revitalise these spaces through community action and increase the attractiveness of the area as a result.</p> <p>She intimated that a report would be going to the Planning and Property Policy Board in January and a progress report would be presented to the Board later in 2015 outlining the projects that had been supported.</p> <p>K Airlie advised that there might be small sums of money available to tap into with this project through various Keep Scotland Beautiful initiatives.</p> <p>Discussion took place on this project and it was agreed that it directly related to the outcomes around improving green networks and reducing urban vacant and derelict sites. It was agreed that the Greener Thematic Board would identify and support relevant community groups across Renfrewshire to come forward with suitable projects to receive funding and a report/presentation would be submitted to a future meeting.</p> <p><u>GR2204.12(4) – Membership Structure</u></p> <p>It was noted that Sub Group Leaders had been asked to provide a membership list of their respective groups. The Lead Officer intimated that only one response had been received and asked the Sub Group Leaders to pass their membership lists to the Clerk as soon as possible.</p> <p><u>DECIDED:</u></p> <p>(a) That it be agreed that the Greener Thematic Board would identify and support relevant community groups across Renfrewshire to come forward with suitable projects to receive funding and that a report/presentation to be submitted to a future meeting.</p> <p>(b) That the Sub Group Officers submit their membership list to the Clerk as soon as possible: and</p> <p>(c) That the Rolling Action Log be otherwise noted.</p>	<p>J Wilby/I Cunningham/ Lead Officer</p> <p>Sub Group Lead Officers</p> <p>Noted</p>
--	---	--

3.	<p>GREENER RENFREWSHIRE PROGRESS AGAINST YEAR 1 TARGETS</p> <p>There was submitted a report by the Lead Officer which provided detailed progress against each individual impact measure along with a summary of progress against each sub group's activities.</p> <p>The report highlighted the progress of the impact measures as detailed in Appendix 1 and advised that three of the impact measures required revision. It also detailed a summary of progress against each sub group's activities.</p> <p><u>DECIDED:</u></p> <ul style="list-style-type: none"> a) That the performance against impact measures as highlighted within the report be noted; b) That new baseline data and targets for a number of the indicators, as detailed within the report be agreed: and c) That it be noted that the impact measure "Increase in annual house completions (Private and RSL)" would be reported through the Jobs and the Economy Thematic Board. 	<p>Noted</p> <p>Agreed</p> <p>Noted</p>
4.	<p>GREENER HOUSING SUB GROUP UPDATE</p> <ul style="list-style-type: none"> (a) There was submitted a report by the Greener Housing Sub Group relative to progress made in delivering the actions endorsed by the April Greener Thematic Board meeting. He advised that work on the DVD being produced by the University of the West of Scotland would commence in Spring and be completed by September. <p><u>DECIDED:</u> That the progress made in delivering the previously agreed actions as contained within the report be noted.</p> <ul style="list-style-type: none"> (b) A presentation was given by the Greener Housing Sub-Group relative to major issues/opportunities over the last 6 months of the greener housing agenda. <p><u>DECIDED:</u> That the presentation be noted.</p> <ul style="list-style-type: none"> (c) A presentation was given by D Adam relative to housing aspirations and the Greener Housing Sub Group vision for the future. <p><u>DECIDED:</u> That the presentation be noted.</p>	<p>Noted</p> <p>Noted</p> <p>Noted</p>
5.	<p>SPOTLIGHT ON GREENER COMMUNITIES</p> <ul style="list-style-type: none"> (a) Community Aspirations <p>J Wilby tabled a report which identified potential opportunities to advance the Greener agenda in ways that reflected and built upon the vision, measured actions and outcomes in the Renfrewshire Community Plan 2013. The report outlined the</p>	

	<p>progress of the Sub-Group to date and outlined how they would continue to develop based on a clear assessment of Renfrewshire's communities' current and future needs and opportunities.</p> <p>Discussion took place on the development of a baseline indicator relative to the cost of service provision for the Greener Board. It was agreed that relevant baseline and performance indicators for the Greener Board and the Communities Sub Group would continue to be reviewed and developed.</p> <p><u>DECIDED:</u></p> <ul style="list-style-type: none"> (i) That the relevant baseline and performance indicators for the Greener Board and the Communities Sub Group would continue to be reviewed and developed: (ii) That the Greener Community Sub-Group participates in, and contributes to, the planning stage of the Paisley West End Housing Regeneration as an action and exemplar green project; and (iii) That the proposed development of the Greener Communities Sub-Group be noted. 	<p>J Wilby/I Cunningham/ Lead Officer</p> <p>J Wilby/I Cunningham/ Lead Officer</p> <p>Noted</p>
	<p>(b) Creating a Greener Kilbarchan</p> <p>S Young gave a verbal presentation on the greener and growing initiatives which were taking place within Kilbarchan Village. She intimated that she was very interested in the stalled spaces initiative and it was agreed that a member of the Board would contact her in this regard.</p> <p><u>DECIDED:</u></p> <ul style="list-style-type: none"> (i) That it be agreed that contact be made with S Young relative to the stalled spaces initiative: and (ii) That the verbal presentation be noted. 	<p>J Wilby/I Cunningham</p> <p>Noted</p>
	<p>(c) Planning for Better Places</p> <p>S Marklow gave a verbal presentation relative to the Council's vision for the future and planning for better places. She intimated that the Renfrewshire Local Development Plan (LDP) had been adopted in August and a detailed action programme had been established. The Plan provided a framework to protect and enhance town centres and set out a commitment to prepare town centre strategies and action plans for each of Renfrewshire's town centres.</p> <p>She advised that a report would go to the Planning and Property Policy Board in January outlining a town centre strategy and action plan which would ensure that they remained attractive, well functioning and performing places along with opportunities to further enhance town centres. The draft strategies would form the</p>	





	<p>basis for consultation with the local community and key stakeholders and the representations received during the consultation process would be reported back to the board with the finalised town centre strategies and action plans in November 2015.</p> <p>The Board were also advised that a report on “Renfrewshire Place” would go to the Planning and Property Policy Board in March which would look at where people lived and would involve engagement with key agencies, residents, the business community, land owners, developers and other stakeholders to ask about the main issues emerging in Renfrewshire.</p> <p><u>DECIDED:</u> That the verbal presentation be noted.</p>	Noted
6.	<p>BUILDING GREENER/SAFER COMMUNITIES</p> <p>There was submitted a report by Community Resources relative to the Building Safer Communities Programme.</p> <p>The report indicated that that national body was keen to work with the Council to develop a project based within Ferguslie and Johnstone which might include a small amount of financial assistance. The outline proposal being discussed was to work with the Ferguslie Park area – including the Phoenix retail park – to ensure good links to the Families First programme and possible links to City Deal infrastructure benefits, and with the Johnstone community, which would provide an opportunity to understand better the benefits being brought by the integrated Johnstone Civic Centre as it is opened.</p> <p>The report noted that there were very clear links that could be drawn across the Greener and Safer and Stronger themes of the Community Planning Partnership that strengthened the proposed approach.</p> <p>It was indicated that the intention would be to work up the projects further to make a submission to the National programme. A first stage would be to develop the evidence collected in “signal interviews” carried out in the Johnstone and Ferguslie Park communities and to run localised versions of the successful “Your Home, Your Street, Our Community” event which was held in Paisley Town Hall on 27th October, 2014. The event was held by Community Resources to raise awareness and showcase the services and partnership approach established to address Community Safety & Public Protection issues across Renfrewshire and to highlight other complimentary services being delivered by Community Resources.</p> <p><u>DECIDED:</u></p> <p>(a) That the invitation from the National Safer and Stronger Communities Programme Board to participate in the National programme be noted;</p> <p>(b) That relevant partners in the Community Safety Partnership work up the proposed options for submission to the National programme; and</p>	<p>Noted</p> <p>Partners</p>

	(c) That it be agreed that further reports on progress be brought to subsequent meetings of this Board.	Agreed
6.	<p>OVERVIEW OF INITIATIVES AND GOOD PRACTICE EXAMPLES</p> <p>There was submitted a report by the Lead Officer which provided an overview of recent developments, initiatives and funding streams made available to Community Planning Partnerships in Scotland.</p> <p><u>DECIDED:</u> That the report be noted.</p>	Noted


RENFREWSHIRE COUNCIL

GREENER RENFREWSHIRE THEMATIC BOARD

ROLLING ACTION LOG

	Action is on track
	Areas for concern that will impact on completion date if not fixed.
	Action required to bring up to satisfactory level
	Past deadline date and action required.

KEY

Action No.	Action	Action Owner	Status	Expected Date of Completion	Actual Date of Closure	Update & Comments
GR.02.10.13(4b)	Lead Officer in conjunction with Community Resources & Housing Services to investigate merging Streetscene, Derlict Land and Community Asset databases - Identify where databases are located, what is on them, and possibility of bring them together and putting collated information on website.	SM				<p>October/Nov Discussions underway to establish compatability of databases (S Marklow/C Robertson)</p> <p>GR.18.12.13(4) SM looking at establishing a complete GIS layer and putting it on local view. Timescales to be worked out.</p> <p>GR.26.02.14(3) Compatibility issues still proving a problem but continuing to work on progressing action. Agreed that an update would be scheduled for June meeting.</p> <p>May 2014 Planning are working with both Economic Development and Community Resources Service to identify and map out land that has the potential of being taken over by the community for growing projects and/or greening their neighbourhoods.</p> <p>GR.18.08.14(2) Database established and populated with information. Internal and external partners being contacted to further populate the database.</p> <p>GR.17.12.14(2) – Establishment of Database All internal information input into the database. Next stage is to meet with Housing Associations and Community Councils to identify other available land.</p>

Action No.	Action	Action Owner	Status	Expected Date of Completion	Actual Date of Closure	Update & Comments
GR.22.04.14(3)	<p>Action Plan Update – Organisation below identified to deliver a presentation to the Board – one at each meeting.</p> <ul style="list-style-type: none"> Environmental Training Team (ETT) Volunteer task force group; Street Stuff, - anti-social behavior and litter picking; Kibble Zero Waste - food strategy; and Kibble Waste Management – recycling & Third Sector managed buildings legislation update. 	Lead Officer/ Clerk		March 2015		<p>GR.18.08.14 Kibble Zero Waste and Waste Management gave presentations and tour for Board.</p> <p>GR.05.03.15 Street Stuff and ETT Volunteer Task Force Group gave presentations to the Board</p>
GR.22.04.14(4)	Membership Structure - Sub Group Lead Officers consider the structure and membership of their particular group and forward revisions to the Lead Officer for consideration at the next meeting.	Sub Group Lead Officers		1/10/14		GR.011014(2) – Membership Structure Sub Group Leaders advised to pass their membership lists to the Clerk as soon as possible.
GR.17.12.14(2) – Stalled Spaces	<p>(a) The Board to identify and support relevant community groups across Renfrewshire to come forward with suitable projects to receive funding; and</p> <p>(b) A report/presentation to be submitted to a future meeting.</p>	Lead Officer				
GR.17.12.14(6) – Building Greener/Safer Communities	<p>(a) Relevant partners in the Community Safety Partnership to work up proposed options for submission to the National programme; and</p> <p>(b) Further reports on progress to be brought to subsequent meetings of the Board.</p>					



To: **Greener Renfrewshire Thematic Board**

On: **5th March 2015**

Report by:
Oliver Reid (Lead Officer)
Head of Public Protection, Renfrewshire Council

Greener Renfrewshire Interim Progress Report Against Targets

1. Summary

- 1.1 The Greener Renfrewshire Board has responsibility for co-ordinating and driving multi-agency activity to ensure that we achieve our long term vision that: 'Renfrewshire will be a clean and attractive location, providing a healthy, inviting and pleasant environment in which to live, work and do business through the promotion of sustainable patterns of travel and development, the efficient management of energy and the treatment of waste as a valuable resource'.
- 1.2 The Greener Renfrewshire element of the Single Outcome Agreement clearly sets out our agreed outcomes together with the one, three and ten year targets for each of the impact measures. At the last meeting of the Board, an annual report was considered that showed progress made during the first year of the plan. At the meeting it was noted that further work would be undertaken to refine the detail of performance information in future years, building on the experience of the Board to date and refining the level of detail available to the Board in order to monitor progress more effectively.
- 1.3 This work has started and is included within this report. It is intended that by the time of the next Board meeting in June, a full version of this will be available, which can also be submitted for the approval of the Community Planning Partnership Board in the same cycle of meetings.
- 1.4 Please, note that performance of impact measures presented in this report link directly to actions undertaken by the partners under each sub group. Section 4 of this report provides progress against each sub group's activities together with a scorecard of performance indicators which support the delivery of the headline impact measures.



2. Recommendations

2.1 It is recommended that the Board

- Notes the performance against impacted measures as highlighted in Section 4
- Notes the performance measures being used to support delivery of the headline indicators included in the Greener Renfrewshire element of the Single Outcome Agreement.
- Provides feedback on the proposed indicators – noting any potential additions or deletions in time for the final report to be developed for agreement at the next meeting of the Board.

3. Background

3.1 Renfrewshire Community Planning Partnership is committed to ensuring that its resources are deployed wisely to achieve best value. An open and rigorous performance culture has been embedded within the partnership and promotes collective responsibility for achieving outcomes. Clear accountability and reporting is an important aspect of the approach.

3.2 The Renfrewshire Community Plan/Single Outcome Agreement 2013-2023 was approved by Renfrewshire Community Planning Partnership Board on 12 June 2013 and was subsequently 'signed off' by the Minister for Local Government and Planning in August 2013.

3.3 Following this, the Greener Thematic Board was established with responsibility for co-ordinating and driving multi-agency activity to ensure that we achieve our long term vision that:

'Renfrewshire will be a clean and attractive location, providing a healthy, inviting and pleasant environment in which to live, work and do business through the promotion of sustainable patterns of travel and development, the efficient management of energy and the treatment of waste as a valuable resource'.

3.4 In 2013, at the time the Community Plan was agreed, there was limited awareness of the full range of activities and outcomes that might be achieved through the Greener Renfrewshire Thematic Board. Significant progress has been made in developing a wider range of outcome measures and in better understanding the Greener agenda and the time is now right to make proposals to the Community Planning Partnership Board



about how progress could be monitored in future. In June, the Greener Renfrewshire Thematic Board is scheduled to report back to the Community Planning Partnership Board and it is recommended that a revised Single Outcome Agreement, based on the undernoted indicators, is presented at that meeting.

- 3.5. The Greener Renfrewshire Thematic Board has now met on 10 occasions and has established four sub-groups, each led by relevant partners and supported by key officers:- Greener Communities; Greener Housing; Greener Transport; and Carbon Management and Waste Reduction. Meetings have been held at Barnbrock Farm in Clyde Muirshiel Park, Engage Renfrewshire, SPTE, Keep Scotland Beautiful HQ, Linstone Housing Association and Glasgow Airport with relevant presentations from hosts and participants. This report provides an interim update on the progress made by each of these groups.

4. Progress on Sub Groups' Key Activities




- 4.1 Regular reports on progress of the ongoing work carried out by each of the four sub groups, are submitted to the Thematic Board. A comprehensive scorecard of supporting indicators has been created for each of the sub groups, detailing the progress achieved on delivery of the high impact measures as detailed on the Greener Renfrewshire element of the Single Outcome Agreement. Future reports will be based on this expanded scorecard of indicators.

5. Greener Communities

- 5.1 The Greener Communities sub-group is led by John Wilby (Forum for Empowering Communities) and supported by Ian Cunningham (Engage Renfrewshire). Its main aim is to work with partners and community groups to develop and manage sustainable and vibrant local communities. Where appropriate, this will include promoting asset transfer by lease or sale to viable community organisations and looking at local projects to grow, reuse and use food and other materials sourced locally with communities. Over the next year, significant effort will be given to promoting and developing the Stalled Spaces initiative and building and developing community engagement across Renfrewshire.
- 5.2 A separate report has been submitted to this Board detailing some of the progress made to date by the sub group. The scorecard of indicators below provides some details of the supporting measures which are helping the sub group achieve the high level impact measures on the Single Outcome Agreement.



5.3 Greener Communities Performance Scorecard

Urban Vacant and Derelict Land Sites					
Headline indicator	Status	2012/13	2013/14	2013/14	Next Target
		Value	Value	Target	
Reduction on the number of urban vacant and derelict land sites.		171	170	169	166
Supporting data					
Reduction on the level of urban vacant and derelict land. (Hectares)		239	231	tbc	tbc
Number of sites identified for community ownership		n/a	2	5	5
Number of projects identified to take advantage of the Stalled Spaces programme	New from 2015/16				7
Amount of funding allocated in place for Stalled Spaces project	New from 2015/16				£10,000
Progress update					
Community Resources have received £10,000 funding from Architecture & Design Scotland for the Stalled Spaces programme (a further £10,000 in match funding will be provided by the Council). The programme aims to target un-used or under-used spaces, particularly in urban areas. The aim is to fund 7 - 10 projects, where it is anticipated that the majority of projects funded will be in the region of £2,000 with some larger projects funded up to £5,000. The fund opens in April 2015 and each round of applications will be judged at each meeting of the Greener Thematic Board.					

Renfrewshire Green Network					
Headline indicator	Status	2012/13	2013/14	2013/14	Next Target
		Value	Value	Target	
The quality, quantity and diversity of the Renfrewshire Green Network		100	n/a	104	110
Supporting data					
Number of projects identified to enhance Renfrewshire's Green Network		12	34	20	18
The number of projects delivered to enhance Renfrewshire's Green Network		12	16	8	8
% of Renfrewshire residents satisfied with local greenspaces		66%	71%	tbc	tbc






Progress update

The Green Network is measured by a Natural Capital Index developed by Glasgow and Clyde Valley Green Network Partnership. In 2013/14, 16 Green Network Projects were completed. The Index is generated every three years. The next re-measurement will be in 2016.

The Scottish Household Survey measures the satisfaction level of residents with local greenspaces – Renfrewshire has achieved an increase in satisfaction levels of 5% in the most recently published data.

Developing Community Engagement

Supporting indicators	Status	2012/13	2013/14	2013/14	Next Target
		Value	Value	Target	
'Pride in Renfrewshire'- number of residents who have signed the Greener Pledge		n/a	80	100	500 (by 2016)
Supporting Young Reporters for the Environment		n/a	n/a	Gather interest	All secondary schools participating
Conducting audit of community groups		n/a	n/a	n/a	Completion by June 2015

Progress update

Residents have been asked to make a Greener Pledge at various Your Community events including the Community Resources Showcase where 80 people signed the pledge. The pledge will sign residents up to emails which inform them of Greener activity within Renfrewshire. The email is currently being developed.

Several secondary schools in Renfrewshire have signed up to the Young Reporters for the Environment programme. Discussions have been held with Keep Scotland Beautiful and West College Scotland have agreed to be involved.

The Audit of Community Groups has commenced with the purpose of gathering information on core Greener community groups, their current activity and future plans for Greener developments. The information gathered will be presented to the board once complete.



6. Greener Transport

- 6.1 Greener Transport is led by Ross Nimmo (Glasgow Airport) and supported by John Binning (SPTE) and Scott Allan (Renfrewshire Council). Partners involved in the sub-group have agreed to work towards infrastructure improvements which provide realistic and affordable alternatives to car use. These include introduction of alternative fuel vehicles, new walking and cycling routes, new bus routes and an alternative transport route to Glasgow Airport.
- 6.2 A detailed progress report on the work carried out by the Greener Transport sub group will be submitted to the next meeting of the Board in June. The scorecard of indicators below provides some details of the supporting measures which are helping the sub group achieve the high level impact measures on the Single Outcome Agreement.



6.3 Greener Transport Performance Scorecard


Percentage of Vehicle Fleet which uses Alternative Fuels					
Headline indicator	Status	2012/13	2013/14	2013/14	Next Target
		Value	Value	Target	
% of the vehicle fleet which uses alternative fuels, such as electricity		1%	1%	2%	2.25%
Supporting data					
Number of electric vehicles in Renfrewshire Council vehicle fleet		5	3	5	15
Number of electric vehicle charging points in place across Renfrewshire (Council/CPP)		n/a	14	n/a	20
Number of privately installed electric vehicle charging points across Renfrewshire		n/a	n/a	n/a	tbc
Number of vehicle charges carried out at Renfrewshire CPP electric vehicle charging points		n/a	1,158	n/a	tbc
Kw of electricity used at Renfrewshire CPP electric vehicle charging points		n/a	8,939	n/a	tbc
Progress update					
<p>The % of the vehicle fleet which uses alternative fuels, such as electricity was 1% in 2013/14. Renfrewshire Council vehicle fleet now includes 5 electric vehicles and 3 charging locations, encompassing 14 charging points, through funding received from Transport Scotland in 2012. This year a further 4 electric vehicle charging points have been installed which are now available for public use in Paisley, Renfrew and Lochwinnoch. Work is ongoing to monitor and measure the usage of these charging points – the year to date usage data (to 24/2/15) is 1,218 vehicle charges and 9,999 Kws used..</p> <p>A new Transport Scotland electric vehicles initiative will be taken forward over 2014/15 and 2015/16. The project will offer free, evidence based analysis of public sector fleets to identify new opportunities for the cost effective deployment of electric vehicles. Renfrewshire CPP has been allocated total funding of £108,421 to be spent in 2014/15 phase of the scheme. So far the following partners have shown they are interested in taking part in the scheme: Bridgewater Housing Association and University of the West of Scotland.</p> <p>During the financial year 2014/15, Renfrewshire Council will be purchasing in excess of a further 10 electric vehicles to help achieve the 10 year target of 5% of the total fleet using alternative fuels.</p>					

CO2 Emissions from the Public Vehicle fleet					
Headline measure	Status	2012/13	2013/14	2013/14	Next Target
		Value	Value	Target	
Amount of CO ² emitted by the public vehicle fleet		n/a	3,523	Baseline	3,450
Supporting data					
Total CO2 emissions from Renfrewshire Council staff business mileage		New from 2015/16			
Progress update					
Around 7% of all diesel used by Renfrewshire Council fleet is bio-diesel which helps reduce emissions. Driver training has					



been carried out to ensure vehicles are driven more efficiently with rev limiters installed to assist efficient driving. A process is currently being prepared to calculate the CO² emissions caused by business mileage by council employees and this will be incorporated into the 2014/15 total emissions figures.

Air Quality Management Areas within Renfrewshire

Headline indicator	Status	2012/13	2013/14	2013/14	Next Target
		Value	Value	Target	
Number of air quality management areas within Renfrewshire		1	1	1	1


Supporting data

Work is ongoing to establish indicators to evidence the progress being made to improve air quality within Renfrewshire.



Progress update

The environmental improvements team has finalised the Local Air Quality Management progress report for 2014. Further detailed investigation of Renfrew and Johnstone Town Centres, as well as some residential areas that bound the M8 motorway is required. Work is currently underway with specialist advisers to undertake the required work. The next step will be to carry out modelling work to assist in identifying measures to continue to improve air quality in town centres.

Reduction in the Number of Car Journeys to School

Headline indicator	Status	2012/13	2013/14	2013/14	Next Target
		Value	Value	Target	
% Reduction in car journeys to school		22%	21.5%	20.8%	19.6%

Supporting data

Number of Renfrewshire schools participating in the Bikeability cycle training scheme		n/a	24	tbc	60
Km of new cycle route created in Renfrewshire		n/a	tbc	tbc	1.5

Progress update

The percentage of children who travelled to Renfrewshire's Primary and Secondary schools by car in 2013 was 21.5%. This data is taken from the annual Sustrans National Hands-up Survey which takes place in September of each year. We also encourage walk to school weeks and other individual schemes in schools which fit into health and eco schools projects.


We co-ordinate the Bikeability cycle training scheme and in the last year 23 primary schools and one secondary school participated in this scheme which, it is hoped, will encourage more children to cycle to school. The target is to ensure all 49 primary and 11 secondary schools across Renfrewshire participate in the scheme.

Plans are in place for the creation of a new cycle route between Renfrew and Inchinnan as part of the City Deal project.

Increased use of Public Transport

Supporting data	Status	2012/13	2013/14	2013/14	Next
-----------------	--------	---------	---------	---------	------



		Value	Value	Target	Target
Bus route enhancements – number of bus boarders installed across Renfrewshire		n/a	11	tbc	tbc
WORKBUS Scheme – number of employment sites identified to pilot the scheme		n/a	3	n/a	5
Generate a 20% reduction in car travel by year 10 at specifically identified major employment locations		n/a	tbc	n/a	5% reduction

Progress update

Delivery of bus route enhancements including ‘bus boarders’, full timetable information and low floor modern buses on all bus corridors in Renfrewshire combined with the promotion of the extension of Fastlink to Braehead and Renfrew.

Another area of work is the promotion of alternative bus routes and bus boarder enhancements - providing bus boarders at all bus stands and bus stops by year 10 to improve the accessibility of the public transport network. The group are identifying the top 10 journey generating employers and developing a co-ordinated suite of green travel plans and pilot WORKBUS schemes to deliver a 5% reduction in car travel by year 3 and 20% reduction by year 10.

Plans to identify the top five journey generating employment sites, collect staff travel to work data and use it together with existing data to evaluate the potential for a pilot WORKBUS scheme.

Leap Car Club is the first community car club in Renfrewshire which gives you a car just when you need it. It is a not for profit car club providing fuel efficient cars in Lochwinnoch and Bridge of Weir, including local charging points in Lochwinnoch.

7. Greener Housing

- 7.1 The Greener Housing sub-group is led by Adele Fraser (Linstone Housing Association) and supported by Brian Spence (Renfrewshire Council). The strategy’s main objective is to make homes as energy efficient and as well insulated as possible by delivering programmes like the Scottish Housing Quality Standard. Partners are working together to promote and support energy efficiency and renewable technologies to combat fuel poverty.
- 7.2 Detailed progress reports on the work carried out by the Greener Transport sub group will be submitted to the Board. The scorecard of indicators below provides some details of the supporting measures which are helping the sub group achieve the high level impact measures on the Single Outcome Agreement.



7.3 Greener Housing Performance Scorecard

Fuel Poverty					
Headline indicator	Status	2012/13	2013/14	2013/14	Next Target
		Value	Value	Target	
Percentage of Renfrewshire households that are in fuel poverty		16.5%	29%	22%	22%
Supporting data					
Number of referrals offered through Renfrewshire One Stop Shop			750	968	1,500
Number of visits undertaken to Renfrewshire residents to provide domestic energy advice		n/a	tbc	tbc	tbc
Value of financial savings on fuel costs achieved for Renfrewshire residents		n/a	tbc	tbc	tbc
Progress update					
<p>The data relating to fuel poverty is extracted from the Scottish House Condition Survey which is published by the Scottish Government on an annual basis. Renfrewshire Council aims to achieve a score of 5% below the national average.</p> <p>The Connect 4 Renfrewshire Project - led by FLAIR, RAMH, Credit Unions and Renfrewshire Council - offers tenants and factored owners access to advice and information 3 days a week, from a range of services including help with energy advice, furniture, budgeting and also support. Over 500 households have been assisted to date since April 14 – with 968 referrals made for various advice within the project. Seeking funding from June 2015, when current funding ends.</p>					

Properties Meeting the National Home Energy Ratings Target					
Headline indicator	Status	2012/13	2013/14	2013/14	Next Target
		Value	Value	Target	
% of social housing properties in Renfrewshire which meet the National Home Energy Ratings target		tbc	88.6%	tbc	100%
Supporting data					
Percentage of Renfrewshire Council properties at or above the appropriate NHER (National Home Energy Rating) or SAP (Standard Assessment Procedure) ratings specified in element 35 of the SHQS, as at 31 March each year.		tbc	85.1%	tbc	tbc
Progress update					
<p>Progress to 31 March 2014: Renfrewshire Council: 85.1% Linstone HA: 94.5%</p>					



Williamsburgh HA: 100%

Bridgewater HA: 99.3%

Paisley South HA: 93.7%


Ferguslie Park HA: 91.9%

It is expected that Renfrewshire Council will achieve full compliance for the stock by 2015 except within the following key circumstances:

- (i) Where it is not technically feasible to carry out the work
- (ii) Where it has not been possible to achieve the necessary level of owner support.
- (iii) Where access has been refused by the tenant.

The Scottish Government has recognised these areas within a structure of exemptions and abeyances. In categories (ii) for example the Council would be expected to attempt to coordinate work should there be future changes of ownership, whilst in category (iii) the work could be carried out during the next void period.

Social Housing which meets the Home Energy Efficiency Standard


Headline indicator	Status	2012/13	2013/14	2013/14	Next Target
		Value	Value	Target	
Increase in the percentage of social housing that meets the Home Energy Efficiency Standard by 2020.		n/a	tbc	70.8%	tbc

Progress update

We are awaiting guidance from the Scottish Government on the statutory reporting framework for EESSH (Energy Efficiency Standard for Social Housing).

A new standard is currently under consultation by the Scottish Government – REEPS (Regulation of Energy Efficiency in the Private Sector). Once this process is implemented a target will be set to ensure all houses sold in Scotland meet level C.

Scottish Housing Quality Standard

Headline indicator	Status	2012/13	2013/14	2013/14	Next Target
		Value	Value	Target	
% of social housing properties in Renfrewshire which meet the Scottish Housing Quality Standard		30.02%	70.5%	tbc	100%

Supporting data

% of Renfrewshire Council housing stock which meets the Scottish Housing Standard		32.3%	62.1%	62.1%	100%
---	---	-------	-------	-------	------

Progress update

Progress to 31 March 2014:

Renfrewshire Council: 62.1% (changed from 61.55%)

Linstone HA: 70.8%

Williamsburgh HA: 100%

Bridgewater HA: 95.4%

Paisley South HA: 85.4%

Ferguslie Park HA: 91.9%

It is expected that Renfrewshire Council will achieve full compliance for the stock by 2015 except within the following key circumstances:






- (i) Where it is not technically feasible to carry out the work



- (ii) Where it has not been possible to achieve the necessary level of owner support.
- (iii) Where access has been refused by the tenant.
- The Scottish Government has recognised these areas within a structure of exemptions and abeyances. In categories (ii) for example the Council would be expected to attempt to coordinate work should there be future changes of ownership, whilst in category (iii) the work could be carried out during the next void period.

8. Carbon Management and Waste Reduction

- 8.1 The Carbon Management and Waste Reduction group is led by Craig Thorpe (Renfrewshire Council) and supported by Karen Anderson (Renfrewshire Council). The sub-group will contribute to the delivery of Scotland's Zero Waste Plan and work with partners to meet the challenging waste minimisation, recycling and diversion targets. Partners will work towards reducing carbon and greenhouse gas emissions by promoting good quality sustainable development, and improving the efficiency of our public space lighting.
- 8.2 Detailed progress reports on the work carried out by the Greener Transport sub group will be submitted to the Board. The scorecard of indicators below provides some details of the supporting measures which are helping the sub group achieve the high level impact measures on the Single Outcome Agreement
- 8.3 Carbon Management and Waste Reduction Performance Scorecard.

CO2 Emissions from Public Buildings					
Headline measure	Status	2012/13	2013/14	2013/14	Next Target
		Value	Value	Target	
Total CO2 emissions (tonnes) from public buildings		29,114	22,850	tbc	tbc
Supporting data					
CO2 emissions (tonnes) from public buildings caused by electricity usage		12,505	11,306	tbc	10,741
CO2 emissions (tonnes) from public buildings caused by gas usage		14,479	9,833	tbc	9,341
CO2 emissions (tonnes) from public buildings caused by water usage		395	tbc	375	tbc
CO2 emissions (tonnes) from public buildings caused by oil usage		1,735	tbc	1,648	tbc
Progress update					
A refreshed Carbon Management Plan for 2014-2020 was approved at the Planning and Property Policy Board in November 2014. The baseline data of 25,336 tonnes which was originally published in the Community Plan for 2012/13 was					



recalculated as part of this process, resulting in a revised baseline figure of 29,114 tonnes of CO₂ emissions from public buildings in 2012/13.

An energy saving voltage optimisation programme has been completed in secondary schools and Renfrewshire House which will result in reduced energy consumption.

In December 2011 the partnership working agreement between the Energy Management Unit in Property Services and the Energy Saving Scotland Advice centre (ESSac) was shortlisted for the Renfrewshire Quality Awards. The ESSac offers support for householders, communities and businesses to reduce energy waste and save money.

CO ₂ per capita					
Headline measure	Status	2012/13	2013/14	2013/14	Next Target
		Value	Value	Target	
Reduce Co ₂ per capita		tbc	tbc	tbc	tbc
Supporting data					
% Reduction in overall CO ₂ emissions for Renfrewshire Council (CMP 2014-2020)		tbc	tbc	tbc	tbc
Total CO ₂ emissions for Renfrewshire Council (tonnes) (CMP 2014-2020)		tbc	tbc	tbc	tbc
Progress update					
This information is extracted from the Scottish Government website and is published every three years.					
A number of photovoltaic panels have been installed at Johnstone, Trinity, Castlehead and Gryffe High Schools with further installations agreed. These will generate electricity and contribute towards an overall reduction in CO ₂ per capita.					

CO ₂ Emissions from Public Space Lighting					
Headline measure	Status	2012/13	2013/14	2013/14	Next Target
		Value	Value	Target	
Reduce the amount of CO ₂ emitted from public space lighting.		7,647	7,854	7,240	6,980
Supporting data					
Total number of public street lighting columns in Renfrewshire		n/a	30,915	tbc	tbc
Number of public street lighting columns in Renfrewshire which are LED		n/a	97	n/a	1,600
% of street lighting columns in Renfrewshire which are LED		n/a	0.3%	n/a	5%
Progress update					
The increase in the CO ₂ emissions from 7460 tonnes in 2011/12 to 7,854 tonnes in 2013/14 can be explained by a number of new housing developments across the authority, although all new lighting columns have low consumption energy lamps fitted.					



A column condition survey has been completed for all lighting columns across the authority – those identified for replacement will be replaced with LEDs. A draft Outline Business Case has been prepared and is awaiting approval, to enable all lighting columns to be replaced with LEDs.

Since mid 2014 all new street lights installed as part of housing developments are aluminium columns with LED lanterns.

Waste Reduction					
Headline measure	Status	2012/13	2013/14	2013/14	Next Target
		Value	Value	Target	
% of all waste collected which is landfilled		52.2%	47.4%	36%	36%
% of household waste recycled		40.1%	44.9%	51%	52%
Supporting data					
Tonnage of biodegradable waste landfilled		26,430	24,338	27,559	26,300
Tonnes of waste diverted to Energy from Waste as a % of total residual waste collected		n/a	9.41%	n/a	n/a
% of Renfrewshire households with a co-mingled dry recycle collection service		n/a	100%	100%	100%
% of Renfrewshire households with a food waste collection service		n/a	93.6%	90%	100%
Progress update					
<p>41,905.63 tonnes of waste were sent to landfill in 2013/14 which accounted for 47.4% of all waste collected, reflecting a reduction of just under 9% from the baseline data of 56.1% in 2011/12. The introduction of the food waste collection service in 2013 together with the implementation of a strategic approach to encourage behavioural change to tackle contamination of recycling and to improve presentation levels of all recyclates, will help reduce the amount of waste which is landfilled.</p> <p>Waste Services have an action plan which will be implemented, managed and monitored through the Community Resources Programme Review Board. A number of interns have been employed within the service to gather baseline information of presentation levels and quality of recycling being achieved so that campaigns can be targeted at specific groups of householders. All marketing material (service guides and bins stickers) is currently being updated to reflect what can and cannot go into all the bins and to remind householders of the services that are available to them.</p>					

Author: Oliver Reid, Lead Officer, Tel 0141 618 7352

Email: oliver.reid@renfrewshire.gcsx.gov.uk



To: **Greener Renfrewshire Thematic Board**

On: **5th March, 2015**

Report by:
Greener Communities Sub-Group

GREENER COMMUNITIES UPDATE ON PROGRESS

1. Summary

- 1.1 This report records progress made so far in delivering actions endorsed by the December Greener Thematic Board meeting.

2. Recommendations

- 2.1 It is recommended that the Greener Thematic Board notes the update on progress of the Greener Communities Sub-Group.

3. New Sub-group Members

- 3.1 The Greener Communities sub-group is in the process of identifying potential new members from groups such as the Forestry Commission and Leap, to join the sub-group which will set up regular meetings to address the actions endorsed by the previous Greener Thematic Board meetings.

4. Greener Audit

- 4.1 An audit has been conducted of greener led community groups, working in Renfrewshire within the Engage Renfrewshire membership, which highlights current activity and future greener plans.
- 4.2 A baseline data information tool/process is being developed to gather data and monitor greener activity from greener led community groups and Renfrewshire schools.



- 4.3 Baseline data from Schools in Renfrewshire has started to be collated. A survey has been sent to all High Schools and Primary Schools asking about what greener activity they are involved in. So far 33 out of 63 schools have replied that they contribute to the Greener agenda by undertaking activities such as school clean ups, recycling and waste minimisation, upkeep of school grounds and growing grounds, use of sustainable transport and the teaching and learning of biodiversity.
- 4.4 The survey that was sent to schools is now going to be adapted and sent to greener led community groups in order to gain more data and information on their current activities and future plans.

5. The Greener Pledge

- 5.1 A single Greener Pledge document has been produced with over 70 signatures and email addresses. Those signed up to the pledge will receive updates on the Greener agenda.
- 5.2 An e-newsletter template is to be created which can be filled with highlights on greener activity around Renfrewshire and sent to those signed up to the pledge, the frequency of which will be determined by the Greener Communities Sub-Group.
- 5.3 As well as the newsletter, the signups will receive news updates and notifications of upcoming conferences and greener focused events.

John Wilby
Lead Officer
Greener Communities Sub Group



To: **Greener Renfrewshire Thematic Board**

On: **5th March 2015**

Report by: Oliver Reid (Lead Officer)
Head of Public Protection, Renfrewshire Council

STALLED SPACES SCOTLAND

1. Summary

- 1.1 Following the submission of an application to Architecture and Design Scotland (A&DS) by the Director of Development and Housing, Renfrewshire Council has been awarded £10,000 to run a grant funding scheme called Stalled Spaces Scotland as a means of revitalizing town/local centres and empowering communities.
- 1.2 This award is conditional on it being matched by Renfrewshire Council. Match funding is available from the Council's 2015/16 Local Green Network budget. Renfrewshire Council is one of seven Scottish local authorities to have been offered Stalled Spaces Scotland funding.

2. Recommendations

- 2.1 It is recommended that the Board notes the content of this report and the plans in place to roll out the Stalled Spaces Scotland funding.

3. Background

- 3.1 At the last meeting of the Greener Renfrewshire Thematic Board, information was provided on a potential grant fund of £20,000 which was being established to tackle stalled spaces in urban areas. Since then, a formal grant application was submitted to Architecture and Design Scotland (A&DS) for £10,000 and agreement has been received from the Council at the Planning and Property Policy Board to provide £10,000 match funding from the Local Green Networks funding. It is intended that the full grant of £20,000, will be overseen by the Greener Renfrewshire Thematic Board, with assistance being provided to potential applicants and successful projects by the Greener Communities Sub Group and Engage Renfrewshire.



- 3.2 The funds available must be used and the projects evaluated by December 2016. In order to comply with this timescale, it is planned that all projects should be approved and commenced by no later than the end of March 2016. However, if the full allocation of £20,000 has been granted before then, the project may complete earlier.
- 3.3 Applications will be open for grants of between £250 and £5000 – and it is anticipated that the majority of awards will be for less than £2000. The aim is to ensure that the Council funds a minimum of 7 to 10 projects and that the projects are disbursed across a number of communities and Local Area Committees within Renfrewshire. Each meeting of the Greener Renfrewshire Thematic Board between now and March 2016 will include an update on progress – including approval of projects and an update on the work undertaken by each of the projects that have been awarded funding.
- 3.4 The terms of the award from A&DS stipulate that 75% of the stalled spaces awarded funding must be within town centre locations. The projects must reflect the temporary nature of the funding and of the space being used – with clear plans in place for the end of the project funding.
- 3.5 Projects can be funded for any temporary use of the space – for growing, for artistic expression or for other creative uses – the aim is to bring these spaces into positive use within the community as a focal point.
- 3.6 Significant support is available from A&DS and also from Glasgow City Council who have been running a similar scheme for a number of years. Initially this will include participation in a promotional event for groups to learn more about the scheme and how they could participate. Details of events and promotional materials will be made available on Renfrewshire Community Planning website. An application and information pack is currently being developed and will also be available online.
- 3.7 It is anticipated that the first applications will be made in time for the next meeting of this Board in June and therefore that details of potential projects will be available at that time. It might be possible that some initial funding could be awarded at the same meeting, depending on the nature and complexity of the proposed projects coming forward.
- 3.8 Applications for funding will be brought to the Greener Renfrewshire Board for approval with a recommendation based on the criteria established by the Stalled Spaces project and set out in the attached appendices. Part of the criteria will involve consideration of other similar projects previously funded in the same community or local area and the degree of unique community benefit offered by the proposed project.



4. Community Involvement/Engagement

- 4.1 Applications will be pre-assessed by Engage Renfrewshire and a team within Community Resources in order to ensure that: the application meets the terms set out by A&DS in their grant award; that the project represents good value; and that the applicant meets all relevant funding and governance criteria. To assist in this pre-assessment process it is proposed that applicants will use a process based on the standard conditions of grant used by the Council.

Oliver Reid

Interim Head of Public Protection

Renfrewshire Council

0141 618 7352 - oliver.reid@renfrewshire.gcsx.gov.uk



To: Greener Renfrewshire Thematic Board

On: 5th March 2015

Report by:

Lead Officer, Greener Renfrewshire Thematic Board

BUILDING SAFER GREENER COMMUNITIES

1. SUMMARY

- 1.1 The Director of the Safer Communities Directorate at the Scottish Government has written to the Chief Executive of Renfrewshire Council looking for formal agreement for the Council to participate in the Building Safer Communities National Programme, as one of 7 initial locations across Scotland.
- 1.2 This builds on previous work as undertaken by the Community Planning Partnership in Community Safety & Public Protection issues which is evidently emerging as a “best practice” exemplar.

2. RECOMMENDATIONS

- 2.1 It is recommended that the Board note the progress made so far in Building Safer, Greener Communities.

3. BUILDING SAFER COMMUNITIES

- 3.1 The formal request to take part in the Building Safer Communities National Programme follows a number of meetings that have taken place between representatives from the Council and representatives from the National Programme.
- 3.2 The choice of locations in Renfrewshire is based on the fact that additional, related work is already ongoing in these areas – particularly the Families First agenda in Ferguslie and the shared Town Hall in Johnstone. Part of the work for the National Programme will be to help the Council and the Community Planning Partnership to understand the impact that these initiatives are having on building safer communities.

- 3.3 Since a large element of the work is to develop community engagement, part of the approach in Renfrewshire has been to make links to both the Safer & Stronger agenda and the Greener agenda, which has a focus on community participation and engagement. As members of the board will recall, at the last round of meetings the Safer & Stronger and Greener Thematic Boards agreed to jointly work up projects under the banner of Building Safer, Greener Communities, that would feed into the Building Safer Communities National Programme.
- 3.4 The primary advantage for the Community Planning Partnership in participating in the short to medium term is a greater profile for the area nationally that reflects positively on the work being done to build capacity and strengthen communities in Renfrewshire. Longer term this focus will shine a spotlight on the issues of poverty and deprivation that are being tackled by the Council and the Safer Renfrewshire Partnership, and should serve to strengthen the case being made for a fairer deal for Renfrewshire nationally.
- 3.5 To take this forward, a meeting will be arranged between relevant officers and members of the Building Safer Communities National Programme Board to discuss the local projects further, and the nature of the assistance that the National Programme could offer Renfrewshire.

4. BACKGROUND TO THE NATONAL PROGRAMME

- 4.1 The Scottish Government - Building Safer Communities Programme seeks a flourishing, optimistic Scotland in which resilient communities, families and individuals live their lives safe from crime, disorder and harm. The National Programme being developed will focus on doing this in two ways. Firstly, by reducing the number of victims of crime by 250,000 by 2017-18 and secondly, by reducing the number of victims of unintentional harm by a significant amount over the same period. (figures tbc).
- 4.2 The approach being set out nationally is to generate community-led approaches where the potential for transformational change is greatest. Evidence will be used to ensure interventions are based on evidence of what works to reduce crime, victimisation and unintentional harm. A performance framework will be based on continuous improvement that defines success and supports delivery of the programme aims and national outcomes.
- 4.3 The National Programme will work to address the underlying causes of crime, deter offending, and reduce the opportunities for offending and re-offending and is keen to work with Renfrewshire due to the strength of the Community Planning Partnership here and the commitment of local partners, including the third sector to delivering effective and proven early intervention and prevention initiatives such as Street Stuff and Families First. A key strength is the involvement of Renfrewshire communities in developing community programmes and projects related to the Public Protection agenda and very clear links that can be drawn across the Safer & Stronger and Greener themes of the Community Planning Partnership.

Oliver Reid
Lead Officer – Greener Thematic Board
Head of Public Protection
Community Resources
Renfrewshire Council
0141 618 7352



To: **Greener Renfrewshire Thematic Board**

On: **5th March, 2015**

Report by:

Chief Executive's Service

OVERVIEW OF INITIATIVES AND GOOD PRACTICE EXAMPLES

1. Summary

- 1.1 This document provides an overview of recent developments, initiatives and funding streams made available to Community Planning Partnerships in Scotland. It takes account of the emerging work streams and actions identified by the Board.
- 1.2 In order to provide the Board members with support, policy advice and consistency of approach, the document explores communication received from the Scottish Government and other statutory bodies, good practice examples from other local authorities as well as national and local initiatives and projects. Where available a local view has also been provided on the topic.
- 1.3 A similar update will be provided for each Board to stimulate awareness and decisions about the wider Greener theme and agenda. If any Board member has any information they would like included and circulated in future issues of the update, please forward it to april.shaw@renfrewshire.gov.uk

2. Good practice examples

Glasgow City Council

FOR INFORMATION ONLY

Glasgow City Council has appointed Alastair Brown as Chief Resilience Officer (CRO), a new position created to lead city-wide resilience building efforts. The new Chief Resilience Officer will oversee the development and implementation of a resilience plan for the city. In Glasgow, challenges include extreme weather such as storms and flooding caused by climate change; securing sustainable and affordable energy supplies amid increasing pressure on the national grid and tackling poverty.

Appointing a CRO is an essential element of Glasgow's resilience building partnership with 100 Resilient Cities - pioneered by the Rockefeller Foundation. Alastair is Head of Sustainability at Glasgow City Council. He manages Sustainable Glasgow - a public-private partnership providing strategy on key sustainable projects. These include energy planning for Glasgow, sustainable transport, the greening of Glasgow, developing the green jobs market and skills training in Glasgow. It also has a number of organisations working with communities on reducing carbon emissions and combating climate change.

Resilient Glasgow will become a key part of Sustainable Glasgow - taking current areas of work and building in long term planning, for example, in helping Glasgow to plan ahead to cope with the effects of climate change.

City of Edinburgh Council

FOR INFORMATION ONLY

Councillors have agreed to a map of city speed limits which would see 20mph speed limit imposed on residential and shopping streets with a network of 30mph and 40mph limits maintained for key arterial routes, making the Scottish capital the 'first 20mph city in Scotland'.

The council hopes that the 20mph zones will increase safety for pedestrians and cyclists, and therefore encourage people to get out of their cars. The council has also stated that "Research indicates vehicles flow more smoothly through junctions at slower speeds. Additionally, as a result of reduced acceleration and braking, 20mph may help to reduce fuel consumption and associated emissions."

East Dunbartonshire

FOR INFORMATION ONLY

East Dunbartonshire Council is embarking on a new project to encourage more active travel and improve the local area which will begin in Bearsden this month. Work is being carried out to improve footpath, carriageway and signals on the A81 Milngavie Road in Bearsden.

The main goals have been outlined by the council as being: formalised parking with the introduction of two-hour restrictions following completion of the works; creating a transport interchange where users can transfer safely between bus, bicycle or car - encouraging a shift in travel modes; prioritising pedestrian movement.

3. Research and Consultations

The Scottish Government

FOR INFORMATION ONLY

The Scottish Government Directorate for Environment and Climate Change has produced a factsheet on resource and energy efficiency for the public sector.

The document explains that the public sector has done much to reduce its carbon emissions through estate wide Carbon Management Plans and the implementation of energy efficiency measures; from improving building fabric, installation of energy efficient technologies, and appliances, environmental and energy management systems and whole organisational behavioural change programmes.

The document lists the advice and support channels, funding channels, as well as development opportunities like district heating and street lighting advances.

FOR INFORMATION ONLY

‘Scotland 2030: Picturing life in a low carbon Scotland’ report has been published by ClimateXChange. The report, commissioned by the Scottish Government, was published in December 2014 that details a narrative for a low carbon lifestyle to help communicate with and engage people across Scotland.

This vision outlined in the document is based on a future where, in 2030, Scotland is meeting its emissions reduction targets through its achievement of the outcomes and milestones that are set out in the Scottish Government’s ‘Low Carbon Scotland: Meeting the Emissions Reduction Targets 2013-2027’, the second report on proposals and policies (RPP2).

4. Funding

Transport Scotland

Transport Scotland recently announced that funding of £5,000,000 will be made available to local authorities in 2015-16 to build on success of the Smarter Choices, Smarter Places (SCSP) programme. As part of the programme, Transport Scotland has grant funded ‘Paths for All’ to administer it and provide support for the projects, including the planning and implementation stages.

Proposals are required from each Local Authority on the programme of work they intend to take forward with this resource. Projects must encourage and promote active and sustainable transport as the entire focus of the initiative, or as a significant element of the initiative. Local authorities will be allocated an indicative allocation. Proposals must provide evidence of partnership working, preferably with a range of relevant partners. These can include Regional Transport Partnerships, NHS boards, national park authorities, other public bodies, third sector/voluntary organisations and the business community. An indicative allocation will be available for every local authority based on a formula of population with a floor of £50,000. Grant recipients will be required to extend the impact of projects by match funding the SCSP award by at least 50%. In-kind contributions of up to 25% of total project costs is acceptable.

Projects can include a measure or a package of measures, tailored to the needs and conditions of distinct communities. Projects must commence from 1 April 2015 and be implemented by 31 March 2016.

To: **Greener Renfrewshire Thematic Board**

On: **5th March, 2015**

Report by:
Director of Finance & Resources

TIMETABLE OF MEETINGS FOR THE GREENER RENFREWSHIRE THEMATIC BOARD – AUGUST 2015 TO NOVEMBER 2016

1. Summary

- 1.1 The purpose of the report is to submit for consideration the proposed calendar of meeting dates for the Greener Renfrewshire Thematic Board for the period August 2015 to November 2016.
- 1.2 As the Board has agreed to develop a programme of visits to projects/initiatives to coincide with meetings, consideration should also be given to identifying which projects/initiatives to visit and suitable venues for meetings.

2. Recommendations

- 2.1 It is recommended that the Board approves the timetable of meetings to November 2016; schedules a programme of visits to projects/initiatives; and identifies suitable venues for meetings to coincide with visits.

3. Background

- 3.1 The timetable takes account of all standard meetings of the Thematic Board but does not take into account any ad-hoc meetings which might be held as and when necessary.



3.2 The proposed dates and times of meetings are:

- Monday 31 August 2015 @ 10am
- Monday 9 November 2015 @ 10am
- Monday 1 February 2016 @ 10am
- Tuesday 29 March 2016 @ 10am
- Monday 23 May 2016 @ 10am
- Monday 29 August 2016 @ 10am
- Monday 7 November 2016 @ 10am

3.3 It should be noted that one meeting remains of the Greener Renfrewshire Thematic Board from the 2014/15 calendar which will be held on Wednesday 3rd June, 2015 at 2.30pm.