

Notice of Meeting and Agenda Greener Renfrewshire Thematic Board

Date	Time	Venue
Wednesday, 03 June 2015	10:00	Engage Renfrewshire, 1 Falcon Crescent, Paisley, PA3 1NS

KENNETH GRAHAM
Head of Corporate Governance

Membership

Councillors E Devine and Audrey Doig, O Reid, Lead Officer and Interim Head of Public Protection, S MacDougall, Director of Community Resources; J Lynch, Head of Property, C Thorpe, Corporate Asset/Energy Manager, B Spence, Housing Investment Manager and S McMillan, Policy & Regeneration Manager (all Renfrewshire Council); I Cunningham, Engage Renfrewshire; A Fraser, FLAIR Representative; J Wilby, Forum for Empowering Communities; Ross Nimmo, Glasgow Airport; G Tarvit, Keep Scotland Beautiful; J Downie, Police Scotland; J Still, Renfrewshire Community Health Partnership; P Nelis, Scottish Fire and Rescue Service; M MacLaren, Scottish Water; K Boag, SEPA; J Binning, Strathclyde Partnership for Transport; C Roxburgh, West of Scotland University; and C Devine, Zero Waste Scotland.

Members of the Press and Public

Members of the press and public wishing to attend the meeting should report to reception where they will be met and directed to the meeting.

Items of business

During consideration of the following items of business, the meeting will be open to the press and public.

Apologies

Apologies from members.

Declarations of Interest

Members are asked to declare an interest in any item(s) on the agenda and to provide a brief explanation of the nature of the interest.

- | | | |
|-------------|--|----------------|
| 1 | Minute of Previous Meeting
Minute of Meeting held on 5 March, 2015 | 5 - 8 |
|
 | | |
| 2 | Rolling Action Log
Report by Director of Finance & Resources. | 9 - 10 |
|
 | | |
| 3(a) | Greener Communities Update on Progress
Report by Greener Communities Sub-Group | 11 - 16 |
|
 | | |
| 3(b) | Greener Transport Update on Progress
Report by Greener Transport Sub-Group. | 17 - 22 |
|
 | | |
| 4 | GreenFleet Scotland
Report by Lead Officer/Interim Head of Public Protection, Community Resources. | 23 - 24 |
|
 | | |
| 5 | Greener Renfrewshie Update on Red Impact Measures for Reporting to Community Planning Partnership Board
Report by Lead Officer/Interim Head of Public Protection, Community Resources. | 25 - 34 |
|
 | | |
| 6 | Greener Renfrewshire - Progress Against Targets and Proposed Revisions to Single Outcome Agreement
Report by Lead Officer/Interim Head of Public Protection, Community Resources. | 35 - 52 |

- 7 **"Streets for All" - Improving Accessibility of Streets, Pavements and Public Spaces in Renfrewshire** 53 - 64
Report by Renfrewshire Access Panel/Engage Renfrewshire.
- 8 **An Overview of the Zero Waste Scotland Programme**
Presentation by Zero Waste Scotland.
- 9 **Stalled Spaces Scotland** 65 - 70
Report by Lead Officer/Interim Head of Public Protection, Community Resources.
- 10 **Do Your Bit for Greener Renfrewshire**
Presentation by Community Safety Service, Community Resources.
- 11 **Overview of Initiatives and Good Practice Examples** 71 - 74
Report by Chief Executive's Service.
- 12 **Date of Next Meeting and Proposed Agenda Items**
The next meeting of the Greener Renfrewshire thematic Board will take place on Monday 31 August, 2015 at 10.00am within Renfrewshire House.

Proposed Agenda items include:

- Transport Outcome Report - Strathclyde Partnership for Transport
- Greener Housing Progress Report
- Carbon Management & Waste Reduction Progress Report
- Local Green Network Projects
- Electric Vehicle Presentation
- Update on Stalled Spaces
- Update on Building Safer & Greener Communities
- Overview of Initiatives and Good Practice Examples
- Spotlight on an organisation

RENFREWSHIRE COMMUNITY PLANNING PARTNERSHIP

MINUTE OF THE MEETING OF GREENER RENFREWSHIRE THEMATIC BOARD HELD ON 5th MARCH, 2015

PRESENT

Councillors E Devine and Audrey Doig; O Reid, Lead Officer and Interim Head of Public Protection; C Thorpe, Corporate Asset/Energy Manager and S Marklow, Assistant Manager, Policy (all Renfrewshire Council); I Cunningham, Third Sector Development Officer (Engage Renfrewshire); A Fraser, Representative (FLAIR); and Ross Nimmo, Planning and Development Manager (Glasgow Airport).

Councillor E Devine, presided.

IN ATTENDANCE

I Williams, Project Manager (Environmental Training Team); C Robertson, Warden Services Manager; J Brown, Planning and Performance Officer; A Shaw, Assistant Policy Officer; S Tkacenko, Graduate Intern; and C MacDonald, Senior Committee Services Officer (all Renfrewshire Council); and S Gallacher, Street Stuff Organiser (St Mirren Football Club).

APOLOGIES

J Wilby, Representative (Forum for Empowering Communities); G Tarvit, Sustainability & Climate Change Manager (Keep Scotland Beautiful); J Downie, Chief Superintendent (Police Scotland); S MacDougall, Director of Community Resources (Renfrewshire Council); J Still, Head of Administration (Renfrewshire Community Health Partnership); J Binning, Principal Policy Officer (Strathclyde Partnership for Transport); and C Devine, Head of Resource Management (Zero Waste).

1.	<p>MINUTE OF MEETING OF 17th DECEMBER, 2014</p> <p>There was submitted the Minute of the meeting of the Greener Renfrewshire Thematic Board held on 17th December, 2014.</p> <p><u>DECIDED:</u> That the minute be approved.</p>	Agreed
2.	<p>ROLLING ACTION LOG</p> <p>The Rolling Action Log was submitted for approval.</p> <p><u>GR.02.10.13(4b) – Establishment of Database</u></p> <p>S Marklow advised that the land database was now established but it was unable to identify land less than 0.1 hectares. It was agreed that contact be made with Engage Renfrewshire to discuss possibility of putting the database on to the Renfrewshire 2023 website; to engage further with local groups to identify small areas of land; and to look into the possibility of creating a temporary internship to identify land less than 0.1 hectares within Renfrewshire town centres.</p>	

	<p><u>GR2204.12(4) – Membership Structure</u></p> <p>The Lead Officer advised that support was now being provided to the Greener Communities and Greener Transport Sub Groups to assist with developing and achieving targets. It was agreed that a report would be submitted to the next meeting of the Board relative to the progress of the two Sub Groups.</p> <p><u>DECIDED:</u></p> <p>(a) That it be agreed that contact be made with Engage Renfrewshire to discuss possibility of putting the land database on to the Renfrewshire 2023 website;</p> <p>(b) That further engagement takes place with local groups to identify small areas of land;</p> <p>(c) That Development & Housing Services look into the possibility of creating a temporary internship to identify land less than 0.1 hectares within Renfrewshire town centres;</p> <p>(d) That it be agreed that a report would be submitted to the next meeting of the Board relative to the progress of the two Sub Groups; and</p> <p>(c) That the Rolling Action Log be otherwise noted.</p>	<p>S Marklow/A Bradford</p> <p>S Marklow</p> <p>S Marklow</p> <p>Lead Officer/Clerk</p> <p>Noted</p>
3.	<p>ENVIRONMENTAL TRAINING TEAM (ETT)</p> <p>A presentation was given by I Williams highlighting the type of work undertaken by the Environmental Training Team; the recruitment of volunteers/trainee placements; what they were trying to achieve; and the community benefits.</p> <p>Councillor Devine thanked I Williams for coming to the meeting and giving his presentation to the Board.</p> <p><u>DECIDED:</u> That the presentation be noted.</p>	
4.	<p>GREENER RENFREWSHIRE INTERIM PROGRESS REPORT AGAINST TARGETS</p> <p>There was submitted a report by the Lead Officer relative to progress reported against the targets set for the Greener Renfrewshire Thematic Board.</p> <p>The report advised that further work would be undertaken to refine the detail of the performance and to make proposals to the Community Planning Partnership Board scheduled for 24th June, 2015 about how progress could be monitored in future and to submit a revised Single Outcome Agreement, based on the indicators contained within the report.</p>	





	<p><u>DECIDED:</u></p> <p>a) That the performance against impact measures as highlighted within the report be noted; and</p> <p>b) That it be noted that further work with partners would be undertaken to refine the detail of the indicators and submitted to the next meeting of the Board.</p>	<p>Noted</p> <p>Noted</p>
5.	<p>GREENER COMMUNITIES UPDATE ON PROGRESS</p> <p>There was submitted a report by the Greener Communities Sub Group relative to progress made so far in delivery actions endorsed by the Greener Renfrewshire Thematic Board. The report highlighted that the Sub Group were in the process of identifying new members; that a Greener Audit was underway to identify current activity and future plans by greener led community groups working within Renfrewshire; and work was continuing on the greener pledge</p> <p><u>DECIDED:</u> That the progress made in delivering the previously agreed actions as contained within the report be noted.</p>	<p>Noted</p>
6.	<p>STALLED SPACES</p> <p>There was submitted a report by the Lead Officer relative to the Stalled Spaces project which aimed to improve town centres by bringing derelict, vacant or underused land, collectively known as stalled spaces, back into positive use while it was lying unused or awaiting development.</p> <p>The report advised that a formal grant application was submitted to Architecture and Design Scotland (A&DS) for £10,000 and agreement had been received from the Council at the Planning and Property Policy Board to provide £10,000 match funding from the Local Green Networks funding. It was intended that the full grant of £20,000, would be overseen by the Greener Renfrewshire Thematic Board, with assistance being provided to potential applicants and successful projects by the Greener Communities Sub Group and Engage Renfrewshire.</p> <p><u>DECIDED:</u> That the report be noted.</p>	<p>Noted</p>
7.	<p>BUILDING SAFER GREENER COMMUNITIES</p> <p>There was submitted a report by the Lead Officer relative to the Building Safer Greener Communities Programme. The report advised that the Director of the Safer Communities Directorate at the Scottish Government had written to the Chief Executive of Renfrewshire Council looking for formal agreement for the Council to participate in the Building Safer Communities National Programme, as one of seven initial locations across Scotland.</p> <p><u>DECIDED:</u> That progress made so far with the Building Safer, Greener Communities project be noted.</p>	<p>Noted</p>

8.	<p>STREET STUFF</p> <p>A presentation was given by C Robertson and S Gallacher highlighting the work of the project; the achievements so far; and how the Greener Renfrewshire Thematic Board could help with the project.</p> <p><u>DECIDED:</u> That the presentation be noted.</p>	
9.	<p>OVERVIEW OF INITIATIVES AND GOOD PRACTICE EXAMPLES</p> <p>There was submitted a report by the Chief Executive's Service which provided an overview of recent developments, initiatives and funding streams made available to Community Planning Partnerships in Scotland.</p> <p><u>DECIDED:</u> That the report be noted.</p>	Noted
10.	<p>TIMETABLE OF MEETINGS FOR THE GREENER RENFREWSHIRE THEMATIC BOARD – AUGUST 2015 TO NOVEMBER 2016</p> <p>There was submitted a proposed timetable for meetings of the Greener Renfrewshire Thematic Board for the period August 2015 to November 2016.</p> <p><u>DECIDED:</u> That the timetable of meetings until November 2016 be approved.</p>	Agreed


RENFREWSHIRE COUNCIL

GREENER RENFREWSHIRE THEMATIC BOARD

ROLLING ACTION LOG

	Action is on track
	Areas for concern that will impact on completion date if not fixed.
	Action required to bring up to satisfactory level
	Past deadline date and action required.

KEY

Action No.	Action	Action Owner	Status	Expected Date of Completion	Actual Date of Closure	Update & Comments
GR.02.10.13(4b)	Lead Officer in conjunction with Community Resources & Housing Services to investigate merging Streetscene, Derlict Land and Community Asset databases - Identify where databases are located, what is on them, and possibility of bring them together and putting collated information on website.	SM				<p>October/Nov Discussions underway to establish compatability of databases (S Marklow/C Robertson)</p> <p>GR.18.12.13(4) SM looking at establishing a complete GIS layer and putting it on local view. Timescales to be worked out.</p> <p>GR.26.02.14(3) Compatibility issues still proving a problem but continuing to work on progressing action. Agreed that an update would be scheduled for June meeting.</p> <p>May 2014 Planning are working with both Economic Development and Community Resources Service to identify and map out land that has the potential of being taken over by the community for growing projects and/or greening their neighbourhoods.</p> <p>GR.18.08.14(2) Database established and populated with information. Internal and external partners being contacted to further populate the database.</p> <p>GR.17.12.14(2) – Establishment of Database All internal information input into the database. Next stage is to meet with Housing Associations and Community Councils to identify other available land.</p>

Action No.	Action	Action Owner	Status	Expected Date of Completion	Actual Date of Closure	Update & Comments
						GR.05.03.15(2) – Establishment of Database i) contact be made with Engage Renfrewshire to discuss possibility of putting the land database on to the Renfrewshire 2023 website; ii) Further engagement to take place with local groups to identify small areas of land; iii) Development & Housing Services to look into the possibility of creating a temporary internship to identify land less than 0.1 hectares within Renfrewshire town centres; iv) A report to be submitted to the next meeting of the Board relative to the progress of the two Sub Groups.
GR.22.04.14(4)	Membership Structure - Sub Group Lead Officers consider the structure and membership of their particular group and forward revisions to the Lead Officer for consideration at the next meeting.	Sub Group Lead Officers		1/10/14		GR.011014(2) – Membership Structure Sub Group Leaders advised to pass their membership lists to the Clerk as soon as possible. April 2015 – Membership Structure Sub Groups now established and first meeting being organised.
GR.17.12.14(2) – Stalled Spaces	(a) The Board to identify and support relevant community groups across Renfrewshire to come forward with suitable projects to receive funding; and (b) A report/presentation to be submitted to a future meeting.	Lead Officer		Future meeting		GR.05.03.15 Report submitted and noted.
GR.17.12.14(6) – Building Greener/Safer Communities	(a) Relevant partners in the Community Safety Partnership to work up proposed options for submission to the National programme; and (b) Further reports on progress to be brought to subsequent meetings of the Board.			Future meeting		
GR.05.03.15(4) – Progress Against Targets	Further work with partners would be undertaken to refine the detail of the indicators and submitted to the next meeting of the Board.			05/03/15		



To: **GREENER RENFREWSHIRE BOARD**

On: **3 JUNE 2015**

Report by:
Greener Communities Sub-Group

GREENER COMMUNITIES UPDATE ON PROGRESS

1. Summary

- 1.1 This report records progress made so far in delivering actions endorsed by the March Greener Thematic Board meeting and the details of the first Greener Communities sub-group meeting.

2. Recommendations

- 2.1 It is recommended that the Greener Thematic Board notes the update on progress of the Greener Communities Sub-Group.

3. Sub-Group Meeting

- 3.1 After the last Greener Board meeting, the members of the Greener Communities Sub-Group were finalised and a meeting was organised. The inaugural meeting was held on 23 April at Engage Renfrewshire. Members included representatives from the Forum for Empowering Communities, Engage Renfrewshire, Renfrewshire Council, Environmental Training Team, The Forestry Commission and Sustrans.
- 3.2 It was decided that the meetings would have a core membership, with others invited to join for particular meetings if felt appropriate. The meetings would be used to share information, ideas and knowledge as well as discussing initiatives any group is working on in relation to the Greener Renfrewshire agenda. Proposed dates for meetings up until September 2016 were submitted to the group and agreed.



- 3.3 It was agreed at the meeting that members of each organisation would recruit new signups for the Greener Pledge by gathering their name and email address in order to reach the target of 500 signups by the end of 2015/16. The total currently stands at 100 signups. Furthermore, with regards to the newsletter that will be distributed to those who have signed the pledge, it was agreed it would be produced quarterly to coordinate with the Local Area Committee (LAC) meetings, where it can also be distributed.
- 3.4 The Greener Communities action plan and scorecard will form agenda points for the next meeting, where each group representative can give an update, if relevant, to what they are doing towards achieving that action.
- 3.5 The next sub-group meeting will be held on Thursday 16 July, 10am at Engage Renfrewshire.

4. Stalled Spaces

- 4.1 The Stalled Spaces initiative is making progress, the application form and scoring matrix for applicants has been agreed. Promotion of the fund is being held at Engage Renfrewshire on 12th May 2-4pm and 14th May 6-8pm where there will be presentations by Architecture + Design Scotland. The Greener Communities Sub Group will be used to support community groups' applications before they are produced at the Greener Thematic Board.

5. Greener Audit

- 5.1 An audit of community groups has been undertaken to find out who they are, what they do and what they are planning to do in the future. This was sent to community groups with an engage membership whose main purpose was greener activity, only 6 of the 26 groups contacted replied. The growing grounds forum was also sent the questionnaire but only 1 replied. We will continue to circulate the audit to try to encourage responses.
- 5.2 An audit was sent to the 97 education establishments in Renfrewshire and there have been responses from 79 of them. These include High Schools, Primary Schools, ASN Schools and Pre 5 centres. They were asked if they were involved in clean ups (litter reduction), recycling and waste minimisation, growing and care taking or school grounds, teaching and learning about biodiversity, energy reduction and monitoring and sustainable transport.



APPENDIX 1

RENFREWSHIRE COMMUNITY PLANNING PARTNERSHIP MINUTE OF THE MEETING OF GREENER COMMUNITIES SUB GROUP HELD ON 23rd APRIL, 2015

IN ATTENDANCE

John Wilby, Forum for Empowering Communities and Greener Communities Lead; Iain Cunningham, Engage Renfrewshire; Maria Corrigan and April Shaw, both Renfrewshire Council; Ian Williams, Environmental Training Team; Derek Shannan, The Forestry Commission; Joseph Waclawski, Sustrans.

APOLOGIES

Sharon Marklow, Mark Faichney, Kirsty Wright and Sofija Tkacenko, all Renfrewshire Council; Scott Duncan, LEAP.

1.	<p>INTRODUCTION OF NEW SUB GROUP</p> <p>I Cunningham explained that he and J Wilby were tasked with setting up the Greener Communities Sub Group by the Greener Renfrewshire Thematic Board to assist with developing and achieving targets.</p> <p><u>DECIDED:</u></p> <p>(a) The meetings will be to network, share information, and discuss any initiatives any groups may be working on.</p> <p>(b) There will be a core group of members and others may join for particular meetings if felt appropriate.</p>	<p>Agreed</p> <p>Agreed</p>
2.	<p>TIMETABLE OF MEETINGS</p> <p>Proposed dates for the Communities Sub Group were given to the group. These were arranged for 3-4 weeks before reports must be submitted for the Greener Thematic Board to allow for gathering of information and collating into an update for the Board.</p> <p><u>DECIDED:</u> Timetable for meetings was suitable and meetings will be kept to 10am.</p>	<p>Agreed</p>
3.	<p>THE GREENER PLEDGE AND NEWSLETTER</p> <p>The Greener Pledge was explained as simply signing up to committing to supporting Greener Renfrewshire activity. All that is needed to sign up is a name, email address and company/group. Those who have signed the pledge will receive a newsletter highlighting Greener activity within the Renfrewshire area. 500 signatures is the target for the 2015/16 period.</p>	



	<p><u>DECIDED:</u></p> <p>(a) The newsletter will be distributed quarterly to coordinate with the Local Area Committee (LACs) meetings.</p> <p>(b) The timetable of LACs to be sourced from David Low</p>	<p>Agreed</p> <p>A Shaw</p>
4.	<p>FORESTRY COMMISSION INTRODUCTION</p> <p>Derek Shannan gave an introduction and update about the work the Forestry Commission is doing including;</p> <p>Work and maintenance on areas such as Bluebell Woods Boden Boo, Howood and Windyhill;</p> <p>Work with Forest Schools where children are given tools and learn to use them sensibly;</p> <p>Work with Phoenix Futures, a group of 16-25 year olds who are looking to gain skills and experience through greener activity;</p> <p>The Forestry Commission and Youth Services are working with the youth on preventative and antisocial behaviour issues linked to forestry/greener activity. Land management consultation will be help on Saturday 20 June in Johnstone outside Auchenloadment Primary School.</p> <p>Major partners include the Council and the Police.</p> <p><u>DECIDED:</u></p> <p>(a) Forestry Commission leaflets to be sent to group to distribute to their members/network.</p> <p>(b) Wendy Grubb, Linwood & Johnstone and Stuart McCartney, Erskine from Education Youth Services may be invited as guest speakers in relation to the Forestry Commission update.</p>	<p>D Shannan</p> <p>I Cunningham</p>
5.	<p>ACTION PLAN AND SCORECARD</p> <p>The action plan was discussed and Scorecard explained. By regular updates from groups, the action plan can be filled out therefore the scorecard can be updated which will show revised numbers towards meeting targets.</p> <p><u>DECIDED:</u> The action plan will form agenda points which can be discussed at each meeting.</p>	<p>Noted</p>



6.	<p>STALLED SPACES</p> <p>The Stalled Spaces is making progress – the application form and scoring matrix for applicants has been agreed. Promotion of the fund is being held at Engage Renfrewshire on 12th May 2-4pm and 14th May 6-8pm where there will be presentations by Architecture + Design Scotland.</p> <p><u>DECIDED:</u> The Greener Communities Sub Group will be used to support community groups on their applications before they are produced at the Greener Thematic Board.</p>	Agreed
7.	<p>DATE AND TIME OF NEXT MEETING</p> <p><u>DECIDED:</u> The next Greener Communities Sub Group meeting will be held on Thursday 16 July 2015, 10am at Engage Renfrewshire.</p>	Agreed



To: **GREENER RENFREWSHIRE THEMATIC BOARD**

On: **3 JUNE 2015**

Report by:
Greener Transport Sub-Group

GREENER TRANSPORT UPDATE ON PROGRESS

1. Summary

- 1.1 This report records progress made so far in delivering actions endorsed by the March Greener Thematic Board meeting and the details of the first Greener Transport sub-group meeting.

2. Recommendations

- 2.1 It is recommended that the Greener Thematic Board notes the update on progress of the Greener Transport Sub-Group.

3. Sub-Group Meeting

- 3.1 After the last Greener Board meeting, the members of the Greener Transport Sub-Group were finalised and a meeting was organised. The inaugural meeting was held on 13 May at Glasgow Airport. Members included representatives from Glasgow Airport, Renfrewshire Council, Sustrans, SPT and West College Scotland.
- 3.2 Electric vehicles and their charging points were discussed in item one of the agenda. West College Scotland have two electric charging points but they are not very often used. SPT have a fleet of 100 buses and are on track to meet the carbon emissions standards set by the Scottish Government and their vision, in time, will be to have all electric buses, but this will take many years. Glasgow Airport have installed new low emission buses and looked into their routes to shorten them.

The main concern that the public has about electric vehicles is the reliability of them. As the technology is very new, many are unsure and fear that an electric vehicle will not last their total journey time. As a result of this the group decided it could be useful to have a map of electric vehicle charging points in and around Renfrewshire, to reassure those travelling by electric vehicle that they will pass a charging point on their travels.



- 3.3 Renfrewshire Council's cycling strategy was discussed and Alastair Scott from Planning and Transport will be giving a presentation on it at the group's next meeting. He will explain what was found out from their cycling survey, which partner organisations can take away from, and also the plans for implementing the strategy will be explained.
- 3.4 The WorkBus scheme was discussed and there is an opportunity at Glasgow Airport for a WorkBus route. With 4,500 staff members on site, many of who work shift patterns at irregular hours, there is the potential for participation from Glasgow Airport. They cannot buy a bus themselves and run it, but they can support it through funding. Ross Nimmo is going to talk with Graham Dunn, Stuart Graham and David Burnie to bring plans for a WorkBus back into action.
- 3.5 The Greener Transport action plan and scorecard will form agenda points for the next meeting, where each group representative can give an update, if relevant, to what they are doing towards achieving that action.
- 3.6 The next sub-group meeting will be held on Tuesday 14th July 2015.

4. Electric Vehicle Charging Points

- 4.1 An audit of electric vehicle charging points within Renfrewshire has been completed. These included points installed by Renfrewshire Council and the Community Planning Partnership (CPP), as well as privately installed points by businesses in Renfrewshire.
- 4.2 In total, there is 75 electric vehicle charging points within Renfrewshire that we know of, 18 installed by the council/CPP and 57 by private businesses. Out of the total 75, the public can use only 21, and 54 are for private/company use. These numbers are not an extensive list as there may be others which we do not know about.



	<p>Glasgow Airport has installed new low emission buses and has looked into their routes to shorten them. The bus that takes passengers to the long stay car parks could possibly be changed to an electric vehicle in the future.</p> <p>The main concern that the public has about electric vehicles is the reliability of them. As the technology is very new, many are unsure and fear that an electric vehicle will not last their total journey time. As a result of this the group decided it could be useful to have a map of electric vehicle charging points in and around Renfrewshire, to reassure those travelling by electric vehicle that they will pass a charging point on their travels.</p> <p><u>DECIDED:</u></p> <p>Contact Zap-map to enquire where they get their information on charging points from.</p>	S Tkacenko
3.	<p>CYCLING STRATEGY IN RENFREWSHIRE</p> <p>Alastair Scott informed the group that Cycling Strategy will be published in couple of week's time.</p> <p>He informed the group that common themes that affected people's choice to cycle were:</p> <ul style="list-style-type: none"> • Weather • Lack of showering and storage facilities at the workplace <p><u>DECIDED:</u></p> <p>A presentation on the Renfrewshire Cycling strategy to be given at the next Greener Transport Sub Group meeting on the 14th July 2015. The results of the cycling survey that was distributed will be explained to the group.</p>	A Scott
4.	<p>WORKBUS SCHEME</p> <p>A Dick outlined that City Deal should be the catalyst for improvements and sustainability of current transport links, including WorkBus Schemes.</p> <p>J Binning from SPT informed the group that SPT has had involvement in the scheme but it is not the easiest initiative to run and has proved difficult to get commitment but will continue to look into it.</p> <p>The WorkBus scheme was discussed and there is an opportunity at Glasgow Airport for a WorkBus route. With 4,500 staff members on site, many of who work shift patterns at irregular hours, there is the potential for participation from Glasgow Airport. They cannot buy a bus themselves and run it, but they can support it through funding.</p>	



	<p>The group also felt that community busses could be coordinated more efficiently and participate in Work Bus scheme.</p> <p>Employers which have staff on shift patterns such as Glasgow Airport and the RAH, would be ideal candidates for a WorkBus scheme.</p> <p><u>DECIDED:</u></p> <p>Ross Nimmo to talk with Graham Dunn, Stuart Graham and David Burnie to bring plans for a WorkBus back into action.</p>	R Nimmo
5.	<p>AOCB</p> <p>SPT's Renfrewshire Transport Outcomes Report 2015/16 will be finalised by end of July in discussion with the Council.</p> <p>Greener Transport Action Plan was discussed during the meeting.</p> <p><u>DECIDED:</u></p> <p>Group to decide on action plan targets achievability, explain and justify why the target is not appropriate and suggest a better target and feed it back to sofija.tkacenko@renfrewshire.gov.uk</p>	Agreed
6.	<p>DATE OF NEXT MEETING</p> <p>A schedule of meetings up until September 2016 was given out at the group.</p> <p><u>DECIDED:</u></p> <p>The next Greener Transport Sub Group meeting will be held on Tuesday 14 July 2015, time and location to be confirmed.</p>	Agreed

To: **Greener Renfrewshire Thematic Board**

On: **3 June 2015**

Report by:

Oliver Reid (Lead Officer), Interim Head of Public Protection, Renfrewshire Council

GREENFLEET SCOTLAND

1. Summary

- 1.1 GreenFleet Scotland held an event in April 2015 at the Royal Highland Centre, Ingliston, Edinburgh. This event was designed to provide transport managers, within both public sector organisations and private businesses, with information on the various options of alternative fuel vehicles available on the market.
- 1.2 Transport Scotland, the Energy Saving Trust and Scottish Enterprise participated in the event. Seminars and presentations were provided on the latest government legislation; grants and offers; innovative technology; and future fuel options, such as hydrogen.

2. Recommendations

- 2.1 It is recommended that the Board:
 - a) Notes the present situation with alternative fuel vehicles amongst Renfrewshire Community Partners; and
 - b) Agrees that a presentation and demonstration on electric vehicles be delivered at the next meeting of the Board.

3. Background

- 3.1 Renfrewshire Council and its Community Planning Partners have received grant funding from Transport Scotland over the past four years which have enabled the following investment in electric vehicles and related infrastructure:
 - 12 electric vehicles for Renfrewshire Council
 - One electric vehicle for University of West of Scotland
 - One electric vehicle for Linstone Housing Association
 - 2 electric vehicles for Care and Repair Renfrewshire
 - Electric vehicle charging points in Paisley, Renfrew and Lochwinnoch.



- 3.2 Funding has already been secured by Renfrewshire Council for 2015/16 which will enable a further 6 electric vans to be purchased which will meet the Community Plan target of 5% of the vehicle fleet using alternative fuels.
- 3.3 A presentation was delivered at the GreenFleet event on hydrogen gas powered vehicles. This identified that significant changes in infrastructure would be required to introduce these vehicles into the Council fleet. There are presently 3 pilots taking place across the country and the outcome of these will provide further information, which will be communicated to the Board.

4. Resources

- 4.1 Renfrewshire Council are currently looking at ways to fund the provision of more electric vehicles through the Council's Annual Vehicle Replacement Programme.
- 4.2 The cost differential between electric and conventional vehicles has reduced significantly over the past two years, making the electric option more viable.
- 4.3 Adequate charging facilities must be taken into account with any electric vehicle purchased.

5. Community Involvement/Engagement

- 5.1 Renfrewshire Community Planning partners are working together to provide facilities within Renfrewshire communities to promote electric vehicle usage.

Author: David Burnie, Transport Manager, Community Resources, Renfrewshire Council,
Tel 0141 618 7352

Email: david.burnie@renfrewshire.gov.uk



To: **Greener Renfrewshire Thematic Board**

On: **3 June 2015**

Report by:

Oliver Reid (Lead Officer), Interim Head of Public Protection, Renfrewshire Council

GREENER RENFREWSHIRE UPDATE ON RED IMPACT MEASURES FOR REPORTING TO COMMUNITY PLANNING PARTNERSHIP BOARD

1. Summary

- 1.1 The Greener Renfrewshire Thematic Board has responsibility for co-ordinating and driving multi-agency activity to ensure that we achieve our long term vision that: 'Renfrewshire will be a clean and attractive location, providing a healthy, inviting and pleasant environment in which to live, work and do business through the promotion of sustainable patterns of travel and development, the efficient management of energy and the treatment of waste as a valuable resource'.
- 1.2 The Greener Renfrewshire element of the Single Outcome Agreement clearly sets out our agreed outcomes together with the one, three and ten year targets for each of the impact measures. At the meeting of the Board in December 2014, a report detailing the progress of the Greener Renfrewshire element of the Single Outcome Agreement against year one targets was considered. A further report was submitted to the March 2015 Board providing detail on additional measures being monitored to support the impact measures on the Single Outcome Agreement.
- 1.3 A full Year 1 progress report on the Renfrewshire Community Plan Single Outcome Agreement was submitted to the Community Planning Partnership Board on 4 February 2015. At this meeting, the Board agreed that each thematic Board provide an interim progress report on those impact measures which were identified as being 10% or more outwith target (red alert) to the meeting on 25 June 2015.
- 1.4 Two impact measures from the Greener Renfrewshire Single Outcome Agreement fell within this red alert status: 'Increase in the % of the vehicle fleet utilising alternative fuels such as electricity' and 'No waste generated within Renfrewshire will be sent directly to landfill without prior treatment, and less than 5% of all waste collected will be landfilled'. An analysis of the progress of these indicators, which is contained in section 3 of this report, will form part of the overall progress report to the Community Planning Partnership Board in June 2015.



2. Recommendations

- 2.1 It is recommended that the Board:
- a) Notes the update provided on the indicators: 'Increase in the % of the vehicle fleet utilising alternative fuels such as electricity' and 'No waste generated within Renfrewshire will be sent directly to landfill without prior treatment, and less than 5% of all waste collected will be landfilled'; and
 - b) Agrees that this update be reported to the Community Planning Partnership at its meeting on 25 June 2015.

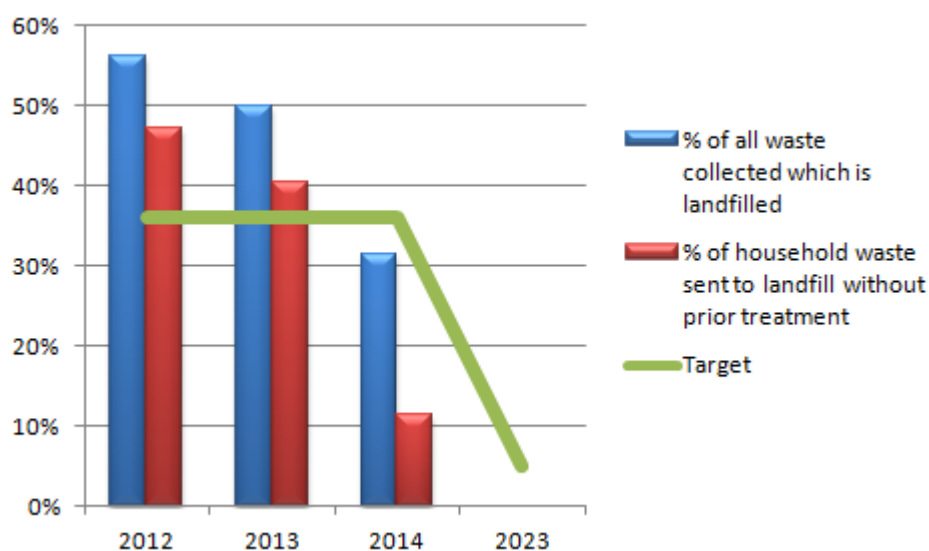
3. Background

- 3.1 Greener Renfrewshire is one of the key themes within Renfrewshire Community Plan, which was approved at the full meeting of the council in June 2013. In order to achieve a Greener Renfrewshire, four sub-groups have been established to work towards the achievement of the key outcomes of the plan:
- Greener Communities.
 - Greener Transport.
 - Carbon Management and Waste Reduction.
 - Greener Housing.
- 3.2 The indicator which reflects the 'Increase in the % of the vehicle fleet utilising alternative fuels such as electricity' is monitored through the Greener Transport sub-group. A target was set within the Greener Renfrewshire element of the Single Outcome Agreement to achieve a total of 5% of the fleet using alternative fuels, such as electricity by 2023.
- 3.3 The other indicator which fell within the red alert status was 'No waste generated within Renfrewshire will be sent directly to landfill without prior treatment, and less than 5% of all waste collected will be landfilled'. This indicator is monitored through the Carbon Management and Waste Reduction sub-group. A target was set within the Greener Renfrewshire element of the Single Outcome Agreement that less than 5% of all waste collected will be landfilled by 2023.
- 3.4 The tables below shows the progress achieved and provide details of the work which is ongoing to achieve the targets set for these indicators. A summary of the progress achieved can be found in Appendix 1 of this report.



4. **Red Impact Measure ‘No waste generated within Renfrewshire will be sent directly to landfill without prior treatment, and less than 5% of all waste collected will be landfilled’.**

- 4.1 Progress has been made on reducing the percentage of all waste collected which is landfilled with a significant reduction in 2014 to 31.5%, achieving the interim target set of 36%. The percentage of household waste sent to landfill without prior treatment has reduced from 40.4% in 2013 to 11.5% in 2014. A significant tonnage of the residual waste was sent to Energy from Waste in 2014 which explains, in part the significant reduction in the amount of household waste sent to landfill without prior treatment. (It should be noted that SEPA now report on calendar year data). It is anticipated that, with the implementation of the Clyde Valley Residual Waste Solution initiative, the 10 year target will be achieved.



4.2 Key legislative milestones for the waste service include:

- The roll out of food waste collections by January 2014
- The provision of a separate collection for dry recyclate and other waste for commercial premises by 2014.
- The provision of a separate collection service for dry recyclates and other waste for households by 2014.
- A requirement for the provision of a segregated household food waste collection by January 2016
- Ban on biodegradable waste going to landfill by 2021.



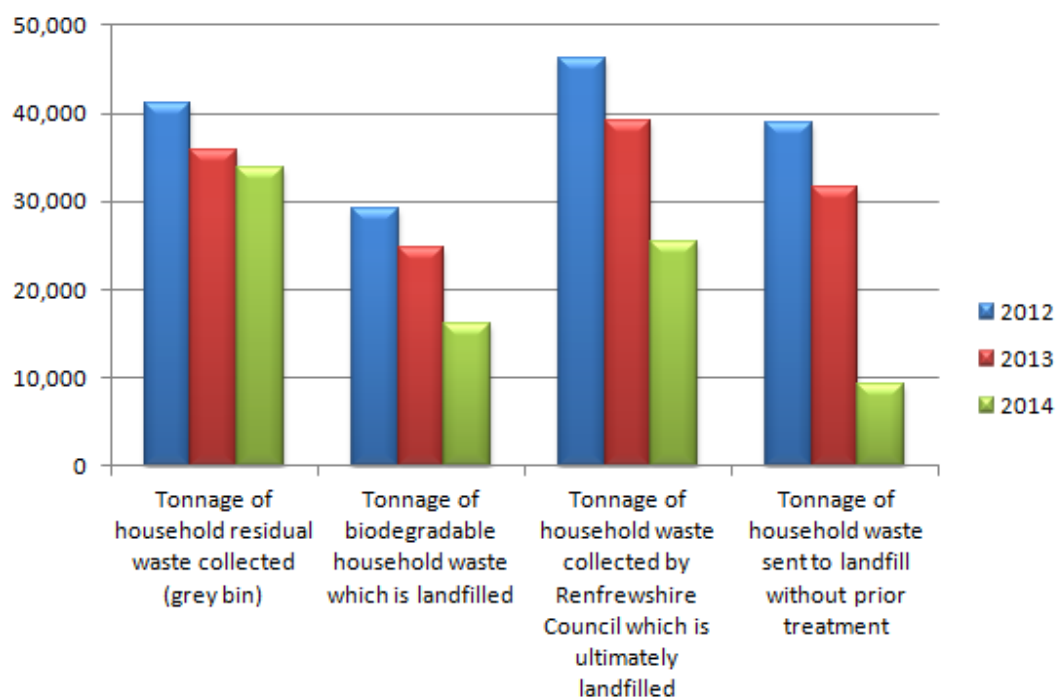
4.3 The percentage of household waste which has been recycled, is a further, related measure of the waste reduction impact measure of the Greener Renfrewshire Single Outcome Agreement. The targets set for recycling are national targets, over which we have very limited control. The nature of our council area, our housing stock and the demographics of Renfrewshire are contributing factors in the achievement of these challenging targets. (It should be noted that SEPA now report on calendar year data which is reflected in the LGBF data publication). The target for this measure for 2014 was 52% with the service achieving 46.6%. Ongoing, it will be challenging to achieve the targets set as there are no further infrastructure changes proposed for the waste collection and recycling service until 2017. Until any service changes are implemented, education and intervention methods will require to be carried out to improve the quality and quantity of recyclate presented by residents, including a reduction in contamination. The focus for this will be targeted to those people who are termed as 'mid-range' i.e. people who do recycle but have the capacity to do a lot more to improve the quality and quantity of their recycling and reducing the amount of residual waste which is presented in grey bins. Part of the focus of these education and intervention activities will be on the cost to the Council of contaminated recyclate and waste which is landfilled.

4.4 Progress on the projects for the delivery of the waste service are detailed in the table below:

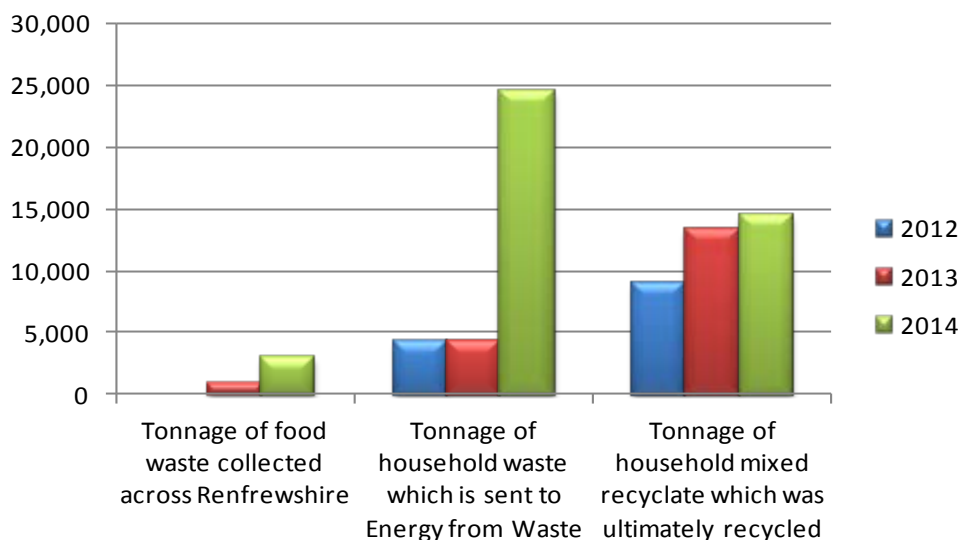
Project	Date completed
Introduction of managed weekly collections	November 2009
Implementation of 7 day working	July 2012
Comingled collections expanded to include glass	November 2012
Introduction of separate textiles collection service	March 2013
Introduction of food waste collections for householders	September 2013
Construction of a new and improved household waste recycling centre in Underwood Road	February 2014
Introduction of recycling collections for businesses including food waste	January 2015
Introducing containerisation for households in Erskine currently on sacks	By December 2015
Proposed changes to infrastructure	2017



- 4.4 The chart below shows how the tonnage of waste collected has been reducing year on year, helping reduce the tonnes of waste which is landfilled.



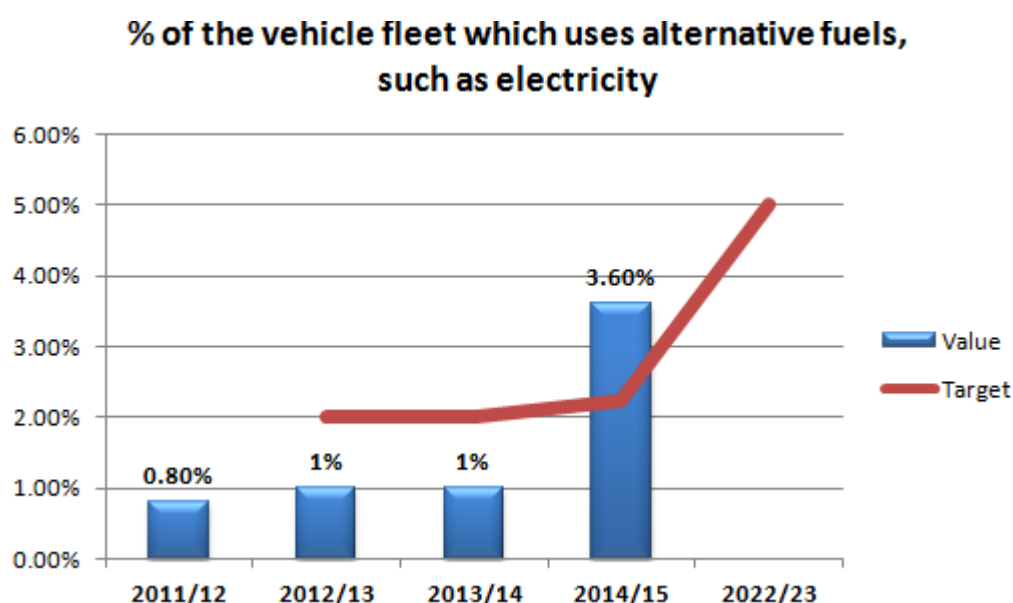
- 4.5 The roll-out of new waste infrastructure and contract management over the past few years has helped the service increase the amount of waste diverted from landfill through recycling, introduction of food waste and improved recycling. This is reflected in the table below:





5. Red Impact Measure ‘5% of the vehicle fleet will use alternative fuels such as electricity’

- 5.1 In 2013/14 the percentage of the vehicle fleet using alternative fuels such as electricity failed to meet the target set. During 2014/15, a further 12 electric vehicles were purchased as part of Renfrewshire Council’s overall vehicle replacement programme, bringing the total number of electric vehicles to 15, exceeding the interim target of 2.25%, reflected in the table below. The purchase of further electric vehicles is planned throughout 2015/16 and this will result in electric vehicles making up more than 5% of the vehicle fleet, exceeding the 10 year target set.



- 5.2 As well as the increase in the number of electric vehicles in the fleet, there are currently 18 electric vehicle charging points in place across Renfrewshire, which have been installed through the Community Planning Partnership. A further 8 charging points are planned during 2015/16, bringing the total to 26.

6. Resources

The Greener Renfrewshire Action Plan identifies the resources requirement for each individual action.

7. Prevention

The work undertaken through the Greener Renfrewshire Thematic Board helps to plan resources and direct investment towards prevention and early intervention.



8. **Community Involvement/Engagement**

An Action Plan has been developed through the Greener Renfrewshire Thematic Board and sub groups whereby the third sector is widely represented.

Author: Oliver Reid, Interim Head of Public Protection, Renfrewshire Council, Tel 0141 618 7352
Email: oliver.reid@renfrewshire.gcsx.gov.uk

Appendix 1

Impact Measure	Year 1 Target	Year 1 Actual	Current Performance	Remedial Action	Progress including action to date and milestones																																							
Workstream: Carbon Reduction																																												
Increase the vehicle fleet utilising alternative fuels such as electricity	2%	1%	3.6%	A new Transport Scotland electric vehicles initiative will be taken forward over 2014/15 and 2015/16. The project will identify new opportunities for the cost effective deployment of electric vehicles.	<p>In 2013/14 the percentage of the vehicle fleet using alternative fuels such as electricity failed to meet the target set. During 2014/15, a further 12 electric vehicles were purchased as part of Renfrewshire Council's overall vehicle replacement programme, bringing the total number of electric vehicles to 15, exceeding the interim target of 2.25%, reflected in the table below. The purchase of further electric vehicles is planned throughout 2015/16 and this will result in electric vehicles making up more than 5% of the vehicle fleet, exceeding the 10 year target set.</p> <p>% of the vehicle fleet which uses alternative fuels, such as electricity</p> <table><caption>% of the vehicle fleet which uses alternative fuels, such as electricity</caption><thead><tr><th>Year</th><th>Value (%)</th><th>Target (%)</th></tr></thead><tbody><tr><td>2011/12</td><td>0.80%</td><td>-</td></tr><tr><td>2012/13</td><td>1%</td><td>2%</td></tr><tr><td>2013/14</td><td>1%</td><td>2%</td></tr><tr><td>2014/15</td><td>3.60%</td><td>2%</td></tr><tr><td>2015/16</td><td>-</td><td>2%</td></tr><tr><td>2016/17</td><td>-</td><td>2%</td></tr><tr><td>2017/18</td><td>-</td><td>2%</td></tr><tr><td>2018/19</td><td>-</td><td>2%</td></tr><tr><td>2019/20</td><td>-</td><td>2%</td></tr><tr><td>2020/21</td><td>-</td><td>2%</td></tr><tr><td>2021/22</td><td>-</td><td>2%</td></tr><tr><td>2022/23</td><td>-</td><td>2%</td></tr></tbody></table>	Year	Value (%)	Target (%)	2011/12	0.80%	-	2012/13	1%	2%	2013/14	1%	2%	2014/15	3.60%	2%	2015/16	-	2%	2016/17	-	2%	2017/18	-	2%	2018/19	-	2%	2019/20	-	2%	2020/21	-	2%	2021/22	-	2%	2022/23	-	2%
Year	Value (%)	Target (%)																																										
2011/12	0.80%	-																																										
2012/13	1%	2%																																										
2013/14	1%	2%																																										
2014/15	3.60%	2%																																										
2015/16	-	2%																																										
2016/17	-	2%																																										
2017/18	-	2%																																										
2018/19	-	2%																																										
2019/20	-	2%																																										
2020/21	-	2%																																										
2021/22	-	2%																																										
2022/23	-	2%																																										

Impact Measure	Year 1 Target	Year 1 Actual	Current Performance	Remedial Action	Progress including action to date and milestones
Workstream: Waste Reduction					
No waste generated within Renfrewshire will be sent directly to landfill without prior treatment, and less than 5% of all waste collected will be land filled				<p>The Council has introduced significant service improvements to increase recycling rates and reduce the amount of waste which is sent to landfill. These improvements include the introduction of managed weekly collections, the introduction of separate food collections for 78,000 households and a significant £1.25 million investment in the redevelopment of the Council's main recycling centre at Underwood Road in Paisley.</p> <p>To address the longer term national recycling targets, the Council is actively participating in the Clyde Valley Residual Waste shared services solution with partner authorities. This initiative will ensure that by 2021 the Council will have a contract in place for a residual waste treatment and disposal facility which will ensure all waste collected by the Council is diverted from landfill.</p> <p>In the meantime, a programme of education and intervention is being planned that will aim to improve the quality and quantity or recycle presented by residents.</p>	<p>Progress has been made on reducing the percentage of all waste collected which is landfilled with a significant reduction in 2014 to 31.5%, achieving the interim target set of 36%. The percentage of household waste sent to landfill without prior treatment has reduced from 40.4% in 2013 to 11.5% in 2014. A significant tonnage of the residual waste was sent to Energy from Waste in 2014 which explains, in part the significant reduction in the amount of household waste sent to landfill without prior treatment. It is anticipated that, with the implementation of the Clyde Valley Residual Waste Solution initiative, the 10 year target will be achieved.</p> <p>(It should be noted that SEPA now report on calendar year data).</p>
Percentage of all waste collected which is landfilled	36%	50%	31.5%		
% of household waste sent to landfill without prior treatment	36%	40.4%	11.5%		



To: **Greener Renfrewshire Thematic Board**

On: **3 June 2015**

Report by:

Oliver Reid (Lead Officer), Interim Head of Public Protection, Renfrewshire Council

GREENER RENFREWSHIRE - PROGRESS AGAINST TARGETS AND PROPOSED REVISIONS TO SINGLE OUTCOME AGREEMENT

1. Summary

- 1.1 The Greener Renfrewshire Board has responsibility for co-ordinating and driving multi-agency activity to ensure that we achieve our long term vision that: 'Renfrewshire will be a clean and attractive location, providing a healthy, inviting and pleasant environment in which to live, work and do business through the promotion of sustainable patterns of travel and development, the efficient management of energy and the treatment of waste as a valuable resource'
- 1.2 The Greener Renfrewshire element of the Single Outcome Agreement clearly sets out our agreed outcomes together with the one, three and ten year targets for each of the impact measures. At the last meeting of the Board, an interim progress report against targets was considered that showed up to date progress of the plan. At the meeting it was noted that further work would be undertaken to refine the detail of performance information in future years, building on the experience of the Board to date and refining the level of detail available to the Board in order to monitor progress more effectively.
- 1.3 This work has been ongoing and details of a refreshed suite of indicators are included within this report, for approval prior to being submitted for the approval of the Community Planning Partnership Board.
- 1.4 Please, note that performance of impact measures presented in this report link directly to actions undertaken by the partners under each sub group. Section 4 of this report provides progress against each sub group's activities together with a scorecard of performance indicators which support the delivery of the headline impact measures.





2. Recommendations

2.1 It is recommended that the Board

- a) Notes the performance against impacted measures as highlighted in Section 4; and
- b) Agrees the performance measures being used to support delivery of the headline indicators included in the Greener Renfrewshire element of the Single Outcome Agreement.

3. Background

3.1 Renfrewshire Community Planning Partnership is committed to ensuring that its resources are deployed wisely to achieve best value. An open and rigorous performance culture has been embedded within the partnership and promotes collective responsibility for achieving outcomes. Clear accountability and reporting is an important aspect of the approach.

3.2. The Renfrewshire Community Plan/Single Outcome Agreement 2013-2023 was approved by Renfrewshire Community Planning Partnership Board on 12 June 2013 and was subsequently 'signed off' by the Minister for Local Government and Planning in August 2013.

3.3. Following this, the Greener Thematic Board was established with responsibility for co-ordinating and driving multi-agency activity to ensure that we achieve our long term vision that:

'Renfrewshire will be a clean and attractive location, providing a healthy, inviting and pleasant environment in which to live, work and do business through the promotion of sustainable patterns of travel and development, the efficient management of energy and the treatment of waste as a valuable resource'.

3.4. In 2013, when the Community Plan was agreed, there was limited awareness of the full range of activities and outcomes that might be achieved through the Greener Renfrewshire Thematic Board. Significant progress has been made in developing a wider range of outcome measures and in better understanding the Greener agenda. The interim progress report, which was submitted to the Board in March 2015, contained a range of proposed headline measures and supporting indicators which provide more comprehensive information on the work which is ongoing to help deliver key impact measures agreed within the plan. Sections 5 – 8 of this report, therefore, contain an update on this revised Single Outcome Agreement for the Greener Renfrewshire element of the Community Plan.



- 3.5. The Greener Renfrewshire Thematic Board has now met on 11 occasions and has established four sub-groups, each led by relevant partners and supported by key officers:- Greener Communities; Greener Housing; Greener Transport; and Carbon Management and Waste Reduction. Meetings have been held at Barnbrock Farm in Clyde Muirshiel Park, Engage Renfrewshire, SPTE, Keep Scotland Beautiful HQ, Linstone Housing Association, Glasgow Airport and St Mirren Football Club with relevant presentations from hosts and participants.

4. Progress on Sub Groups' Key Activities




- 4.1 Regular reports on progress of the ongoing work carried out by each of the four sub groups are submitted to the Thematic Board. A comprehensive scorecard of supporting indicators has been created for each of the sub groups, detailing the progress achieved on delivery of the high impact measures as detailed on the Greener Renfrewshire element of the Single Outcome Agreement.

5. Greener Communities

- 5.1 The Greener Communities sub-group is led by John Wilby (Forum for Empowering Communities) and supported by Ian Cunningham (Engage Renfrewshire). Its main aim is to work with partners and community groups to develop and manage sustainable and vibrant local communities. Where appropriate, this includes promoting asset transfer by lease or sale to viable community organisations and looking at local projects to grow, reuse and use food and other materials sourced locally with communities. Over the next year, significant effort will be given to promoting and developing the Stalled Spaces initiative and building and developing community engagement across Renfrewshire.
- 5.2 A separate report has been submitted to this Board detailing the progress which has been made by the Greener Communities sub-group. The scorecard of indicators below provides some details of the supporting measures which are helping the sub group achieve the high level impact measures of the Single Outcome Agreement.



5.3 Greener Communities Performance Scorecard

Urban Vacant and Derelict Land Sites					
Headline indicator	Status	Baseline data (2012/13)	2013/14	2013/14	Next Target
			Value	Target	
Reduction on the number of urban vacant and derelict land sites.		171	170	169	166
Supporting data					
Reduction on the level of urban vacant and derelict land. (Hectares)		239	231	235	219
Number of sites identified for community ownership		n/a	2	5	5
Number of projects identified to take advantage of the Stalled Spaces programme	New from 2015/16				7
Amount of funding allocated for Stalled Spaces projects	New from 2015/16				£10,000
Progress update					
<p>The 2014/15 data on the number of urban vacant and derelict land sites will not be available until July 2015.</p> <p>Community Resources have received £10,000 funding from Architecture & Design Scotland for the Stalled Spaces programme (a further £10,000 in match funding will be provided by the Council). The programme aims to target un-used or under-used spaces, particularly in urban areas. The aim is to fund 7 - 10 projects, where it is anticipated that the majority of projects funded will be in the region of £2,000 with some larger projects funded up to £5,000. The fund opened in April 2015 and each round of applications will be judged at each meeting of the Greener Thematic Board.</p> <p>Two Stalled Spaces community engagement events were held during May 2015 at the offices of Engage Renfrewshire. Representatives from Architecture & Design Scotland attended these events together with community group members for existing Stalled Spaces projects across the country. A presentation was delivered by officers from Glasgow City Council where the programme has been running for a number of years. Targeted invitations were issued to members of Engage Renfrewshire, environmental community groups, the Growing Grounds forum, education establishments (UWS and West College Scotland) as well as theatre groups (PACE, Starlight, etc). A separate report has been submitted to this report providing an update on the progress of the Stalled Spaces programme.</p>					



Renfrewshire Green Network					
Headline indicator	Status	Baseline data (2012/13)	2014/15	2014/15	Next Target
			Value	Target	
The quality, quantity and diversity of the Renfrewshire Green Network	✓	100	n/a	n/a	110
Supporting data					
Number of projects identified to enhance Renfrewshire's Green Network	✓	12	12	10	10
The number of projects delivered to enhance Renfrewshire's Green Network	✓	12	10	8	10
% of Renfrewshire residents satisfied with local greenspaces	✓	66%	71% (2013/14)	tbc	tbc
Progress update					
<p>The quality, quantity and diversity of the Renfrewshire Green Network was measured through a Green Network Indicator Report carried out at the end of 2013 by the Glasgow & Clyde Valley Green Network Partnership – this exercise will be repeated late 2016/early 2017.. Over the last 5 years a total of 62 projects have been delivered across Renfrewshire to enhance Renfrewshire's Green Network.</p> <p>Some of the projects completed during 2014/15 include the Grand Fountain Restoration project; Phase 4 of the Linwood Lade Project; and Saucelhill Park lighting NCN route. A detailed report on the Local Green Network projects will be submitted to the next meeting of the Greener Renfrewshire Thematic Board.</p> <p>The Scottish Household Survey measures the satisfaction level of residents with local greenspaces – Renfrewshire has achieved an increase in satisfaction levels of 5% in the most recently published data.</p>					



Developing Community Engagement					
Supporting indicators	Status	Baseline data (2013/14)	2014/15	2014/15	Next Target
			Value	Target	
'Pride in Renfrewshire'- number of residents who have signed the Greener Pledge	✓	n/a	100	100	500
Supporting Young Reporters for the Environment	⚠	n/a	n/a	Gather interest	All secondary schools participating
Conducting audit of community groups	✓	n/a	n/a	n/a	Completion by June 2015
Progress update					
<p>Residents have been asked to make a Greener Pledge at various Your Community events including the Community Resources Showcase held in October 2014. The representatives from the Greener Communities sub-group will publicise the pledge to their members and representatives to ensure the target of 500 is achieved. An email newsletter is being developed and will be issued in line with Local Area Committee meeting cycles.</p> <p>Several secondary schools in Renfrewshire have signed up to the Young Reporters for the Environment programme. Discussions have been held with Keep Scotland Beautiful and West College Scotland have agreed to be involved.</p> <p>The Audit of Community Groups is underway with the purpose of gathering information on core Greener community groups, their current activity and future plans for Greener developments. The information gathered will be presented to the board once complete.</p>					

6. Greener Transport

- 6.1 The Greener Transport is led by Ross Nimmo (Glasgow Airport) and supported by John Binning (SPTE) and Scott Allan (Renfrewshire Council). Partners involved in the sub-group have agreed to work towards infrastructure improvements which provide realistic and affordable alternatives to car use. These include introduction of alternative fuel vehicles, new walking and cycling routes, new bus routes and an alternative transport route to Glasgow Airport.
- 6.2 A separate report has been submitted to this Board detailing the progress which has been made by the Greener Transport sub-group. The scorecard of indicators below provides some detail of the supporting measures which are helping the sub group achieve the high level impact measures on the Single Outcome Agreement.




6.3 Greener Transport Performance Scorecard


Percentage of Vehicle Fleet which uses Alternative Fuels					
Headline indicator	Status	Baseline data (2013/14)	2014/15	2014/15	Next Target
			Value	Target	
% of the vehicle fleet which uses alternative fuels, such as electricity		0.8% (2011/12)	3.6%	2.25%	2.5%
Supporting data					
Number of electric vehicles in Renfrewshire Council vehicle fleet		5	15	15	22
Number of electric vehicle charging points in place across Renfrewshire (Council/CPP)		n/a	18	n/a	26
Number of privately installed electric vehicle charging points across Renfrewshire		n/a	57	n/a	60
Number of vehicle charges carried out at Renfrewshire CPP electric vehicle charging points		1,158	1,332	n/a	1,900
Kw of electricity used at Renfrewshire CPP electric vehicle charging points		8,939	11,100	n/a	16,000
Progress update					
<p>In 2013/14 the % of the vehicle fleet using alternative fuels, such as electricity failed to meet the target set. During 2014/15, a further 12 electric vehicles were purchased as part of the overall vehicle replacement programme, bringing the total number of electric vehicles to 15, exceeding the target of 2.25%. The purchase of further electric vehicles is planned throughout 2015/16 and this will result in electric vehicles making up more than 5% of the vehicle fleet, exceeding the 10 year target set.</p> <p>As well as the increase in the number of electric vehicles in the fleet, there are currently 18 electric vehicle charging points in place across Renfrewshire, which have been installed through the Community Planning Partnership. A further 8 charging points are planned during 2015/16, bringing the total to 26. A consultation which has been held with local business and employers has revealed that there are 57 privately installed electric vehicle charging points for use by employees and visitors with 15 of these available for public use.</p> <p>A new Transport Scotland electric vehicles initiative will continue during 2015/16. The project offers free, evidence based analysis of public sector fleets to identify new opportunities for the cost effective deployment of electric vehicles. We have approached Transport Scotland regarding the availability of any further funding streams for the purchase of further vehicles or installations of charging points and await their response.</p>					



CO2 Emissions from the Public Vehicle fleet

Headline measure	Status	Baseline data (2013/14)	2014/15	2014/15	Next Target
			Value	Target	
Amount of CO ² emitted by the public vehicle fleet		3,523	3,570	3,450	3,170


Supporting data

Total CO ² emissions from Renfrewshire Council staff business mileage		516	527	n/a	n/a
--	---	-----	-----	-----	-----

Progress update

The CO2 emissions from Renfrewshire Council's fleet are calculated based on fuel usage. Additional driver training has been provided and rev limiters installed to promote more efficient driving. These measures, together with the introduction of electric vehicles to the council fleet should enable the achievement of the long term targets. Around 7% of all diesel used by Renfrewshire Council fleet is bio-diesel which also helps reduce emissions.

Air Quality Management Areas within Renfrewshire

Headline indicator	Status	Baseline data (2012/13)	2014/15	2014/15	Next Target
			Value	Target	
Number of air quality management areas within Renfrewshire		1	1	1	1

Supporting data

% of air quality monitoring sites which exceed nitrogen dioxide limits		New from 2015/16			22%
Air quality – nitrogen dioxide value of sites exceeding limits		New from 2015/16			46

Progress update

New indicators have been created for 2015/16 to measure the nitrogen dioxide levels at the air quality measuring sites across Renfrewshire. There is a network of passive diffusion tubes across Renfrewshire which, on a monthly basis, are refreshed with the exposed tubes being taken to Glasgow Scientific Services for analysis. The analytical data is collated and on an annual basis the information is ratified by specialist advisors to the Scottish Government. The targets which have been set for 2015/16 for these new indicators reflect what are acceptable levels of nitrogen dioxide (NO₂).

The environmental improvements team has finalised the Local Air Quality Management progress report for 2014. Further detailed investigation of Renfrew and Johnstone Town Centres, as well as some residential areas that bound the M8 motorway is required. Work is currently underway with specialist advisers to undertake the required work. The next step will be to carry out modelling work to assist in identifying measures to continue to improve air quality in town centres.

Work is ongoing to change the sequencing of the traffic lights on the one way system in Paisley town centre to improve the traffic flow and reduce the number of stationary vehicles, therefore reducing emissions.

We have been successful in obtaining government funding of £35,000 for use in our work to improve air quality within Renfrewshire. £10,000 of this is to be used for monitoring equipment and meetings are underway to decide on a project which can be funded by the remainder of the grant, which will have an impact on air quality in Renfrewshire.



Reduction in the Number of Car Journeys to School

Headline indicator	Status	Baseline data (2012/13)	2014/15	2014/15	Next Target
			Value	Target	
% Reduction in car journeys to school		22%	20.5%	19.6%	18.4%

Supporting data

Number of Renfrewshire schools participating in the Bikeability cycle training scheme		n/a	22	tbc	60
Km of new cycle route created in Renfrewshire		n/a	tbc	tbc	1.5

Progress update

The percentage of children who travelled to Renfrewshire's Primary and Secondary schools by car in 2014 was 20.5% which is slightly less than the previous year, with almost 60% of children either walking or cycling. This data is taken from the annual Sustrans National Hands-up Survey which takes place in September of each year. We also encourage walk to school weeks and other individual schemes in schools which fit into health and eco schools projects.

We co-ordinate the Bikeability cycle training scheme and in the last year 22 schools participated in this scheme which, it is hoped, will encourage more children to cycle to school. The target is to ensure all 49 primary and 11 secondary schools across Renfrewshire participate in the scheme.

Plans are in place for the creation of a new cycle route between Renfrew and Inchinnan as part of the City Deal project.

Increased use of Public Transport

Supporting data	Status	Baseline data (2013/14)	2014/15	2014/15	Next Target
			Value	Target	
Bus route enhancements – number of bus boarders installed across Renfrewshire		11	17	n/a	tbc
WORKBUS Scheme – number of employment sites identified to pilot the scheme		3	3	n/a	5
Generate a 20% reduction in car travel by year 10 at specifically identified major employment locations		n/a	tbc	n/a	5% reduction

Progress update

At the end of 2014/15 a total of 17 bus boarders were in place across Renfrewshire. Priority has been given to the major routes: Glasgow/Linwood and Glasgow/Renfrew. A further 4 bus boarders are planned for Erskine during 2015/16. These are funded through the SPT grant for public transport infrastructure.

The group are identifying the top 10 journey generating employers and developing a co-ordinated suite of green travel plans and pilot WORKBUS schemes to deliver a 5% reduction in car travel by year 3 and 20% reduction by year 10.

Plans to identify the top five journey generating employment sites, collect staff travel to work data and use it together with existing data to evaluate the potential for a pilot WORKBUS scheme.




Leap Car Club is the first community car club in Renfrewshire which gives you a car just when you need it. It is a not for profit car club providing fuel efficient cars in Lochwinnoch and Bridge of Weir, including local charging points in Lochwinnoch.



7. Greener Housing


7.1 The Greener Housing sub-group is led by Adele Fraser (Linstone Housing Association) and supported by Brian Spence (Renfrewshire Council). The strategy's main objective is to make homes as energy efficient and as well insulated as possible by delivering programmes like the Scottish Housing Quality Standard. Partners are working together to promote and support energy efficiency and renewable technologies to combat fuel poverty.

7.3 Greener Housing Performance Scorecard


Fuel Poverty					
Headline indicator	Status	Baseline data (2012/13)	2014/15	2014/15	Next Target
			Value	Target	
The percentage of households in Renfrewshire which are experiencing fuel poverty is 5% below than the Scottish average		29%	This is the most up to date data and a target of 5% below the national average has been agreed		
Supporting data					
Number of visits undertaken to Renfrewshire residents to provide domestic energy advice		n/a	336	tbc	tbc
Value of financial savings on fuel costs achieved for Renfrewshire residents		n/a	£87,858	tbc	tbc
Progress update					
<p>The data relating to fuel poverty is extracted from the Scottish House Condition Survey which is published by the Scottish Government on an annual basis. Renfrewshire Council aims to achieve a score of 5% below the national average. In 2012/13 the Scottish national average showed that 36% of households were experiencing fuel poverty.</p> <p>The Connect 4 Renfrewshire Project - led by FLAIR, RAMH, Credit Unions and Renfrewshire Council - offers tenants and factored owners access to advice and information 3 days a week, from a range of services including help with energy advice, furniture, budgeting and support.</p>					



Properties Meeting the National Home Energy Ratings Target

Headline indicator	Status	Baseline data (2012/13)	2013/14	2013/14	Next Target
			Value	Target	
% of social housing properties in Renfrewshire which meet the National Home Energy Ratings target		tbc	88.6%	tbc	100%

Supporting data

Percentage of Renfrewshire Council properties at or above the appropriate NHER (National Home Energy Rating) or SAP (Standard Assessment Procedure) ratings specified in element 35 of the SHQS, as at 31 March each year.		tbc	85.1%	tbc	100%
--	---	-----	-------	-----	------

Progress update

Progress to 31 March 2014:
 Renfrewshire Council: 85.1%
 Linstone HA: 94.5%
 Williamsburgh HA: 100%
 Bridgewater HA: 99.3%
 Paisley South HA: 93.7%
 Ferguslie Park HA: 91.9%


It is expected that Renfrewshire Council will achieve full compliance for the stock by 2015 except within the following key circumstances:

- (i) Where it is not technically feasible to carry out the work
- (ii) Where it has not been possible to achieve the necessary level of owner support.
- (iii) Where access has been refused by the tenant.


The Scottish Government has recognised these areas within a structure of exemptions and abeyances. In categories (ii) for example the Council would be expected to attempt to coordinate work should there be future changes of ownership, whilst in category (iii) the work could be carried out during the next void period.

The data for 2014/15 will be available later in the year.

Social Housing which meets the Home Energy Efficiency Standard

Headline indicator	Status	Baseline data	2014/15	2013/14	Next Target
			Value	Target	
Increase in the percentage of social housing that meets the Home Energy Efficiency Standard by 2020.		Not yet available	tbc	70.8%	tbc

Supporting data

Number of properties in which energy efficiency measures were delivered through the Home Energy Efficiency Programme for Scotland: Area Based Schemes		n/a	1,013	1,037	1,413
---	---	-----	-------	-------	-------

Progress update



Funding of £2,056,339 was awarded for qualifying projects within the Renfrewshire Council area for 2014/2015 under the HEEPS:ABS programme targeting 1,037 properties across Renfrewshire Council, Linstone Housing Association, Bridgewater Housing Association and Williamsburgh Housing Association to have efficiency measures delivered. The current projected completion number for the 2014/2015 programme is 1,013 although there may be some final variations as the funding from



the Scottish Government allows committed work to carry forward into 2015/16 as long as its spent by 30 September. For 2015/16, funding of £3,920,725 has been awarded to support owner participation in council and partner projects within the Renfrewshire area. This will enable energy efficiency measures to be delivered in 1,413 homes.

We are awaiting guidance from the Scottish Government on the statutory reporting framework for EESSH (Energy Efficiency Standard for Social Housing). This reporting will commence in 2016.

A new standard is currently under consultation by the Scottish Government – REEPS (Regulation of Energy Efficiency in the Private Sector). Once this process is implemented a target will be set to ensure all houses sold in Scotland meet level C.

Scottish Housing Quality Standard					
Headline indicator	Status	Baseline data (2012/13)	2013/14	2013/14	Next Target
			Value	Target	
% of social housing properties in Renfrewshire which meet the Scottish Housing Quality Standard		30.02%	70.5%	tbc	100%
Supporting data					
% of Renfrewshire Council housing stock which meets the Scottish Housing Standard		32.3%	62.1%	54.3%	100%
Progress update					
<p>Progress to 31 March 2014:</p> <p>Renfrewshire Council: 62.1% (changed from 61.55%)</p> <p>Linstone HA: 70.8%</p> <p>Williamsburgh HA: 100%</p> <p>Bridgewater HA: 95.4%</p> <p>Paisley South HA: 85.4%</p> <p>Ferguslie Park HA: 91.9%</p> <p>It is expected that Renfrewshire Council will achieve full compliance for the stock by 2015 except within the following key circumstances:</p> <ul style="list-style-type: none"> (i) Where it is not technically feasible to carry out the work (ii) Where it has not been possible to achieve the necessary level of owner support. (iii) Where access has been refused by the tenant. <p>The Scottish Government has recognised these areas within a structure of exemptions and abeyances. In categories (ii) for example the Council would be expected to attempt to coordinate work should there be future changes of ownership, whilst in category (iii) the work could be carried out during the next void period.</p> <p>The data for 2014/15 will be available later in the year.</p>					



8. Carbon Management and Waste Reduction

8.1 The Carbon Management and Waste Reduction group is led by Craig Thorpe (Renfrewshire Council) and supported by Karen Anderson (Renfrewshire Council). The sub-group will contribute to the delivery of Scotland's Zero Waste Plan and work with partners to meet the challenging waste minimisation, recycling and diversion targets. Partners will work towards reducing carbon and greenhouse gas emissions by promoting good quality sustainable development, and improving the efficiency of our public space lighting.

8.2 Carbon Management and Waste Reduction Performance Scorecard.

CO2 Emissions from Public Buildings					
Headline measure	Status	Baseline data (2012/13)	2014/15	2014/15	Next Target
			Value	Target	
Total CO ² emissions (tonnes) from public buildings	✓	29,114	25,300 (forecast)	28,247	26,566
Supporting data					
CO ² emissions (tonnes) from public buildings caused by electricity usage	✓	12,505	11,500 (forecast)	12,428	12,286
CO ² emissions (tonnes) from public buildings caused by gas usage	✓	14,479	12,242	14,026	13,431
CO ² emissions (tonnes) from public buildings caused by water usage	⚠	395	423	393	352
CO ² emissions (tonnes) from public buildings caused by oil usage	✓	1,735	1,135	1,401	498
Progress update					
<p>A refreshed Carbon Management Plan for 2014-2020 was approved at the Planning and Property Policy Board in November 2014. The baseline data of 25,336 tonnes which was originally published in the Community Plan for 2012/13 was recalculated as part of this process, resulting in a revised baseline figure of 29,114 tonnes of CO₂ emissions from public buildings in 2012/13.</p> <p>An energy saving voltage optimisation programme was completed during 2014/15 in the premises listed below which realised CO₂ reductions of more than 61,000kg and total annual financial savings of more than £35,600.</p> <ul style="list-style-type: none"> • Castlehead High School • Gryffe High School • Johnstone High School • Trinity High School • Renfrew High School • Park Mains High School • St James' Primary School • Johnstone town Hall • Hunterhill Care Home • Montrose Care Home • Renfrew Care Home 					



- Weavers Linn Respite Unit

During 2015/16 works are planned to install photovoltaic panels in the following premises which are anticipated to realise CO2 reduction of more than 84,600 kg and total annual financial savings of more than £43,400.

- Houston Primary School
- St Fillan's Primary School
- Ralston Primary School
- East Fulton Primary School
- Heriot Primary School
- Lochwinnoch Primary School
- St Charles' Primary School
- St Mary's Primary School
- St Peter's Primary School
- West Primary School
- Williamsburgh Primary School

6

CO ² per capita					
Headline measure	Status	Baseline data (2012/13)	2014/15	2014/15	Next Target
			Value	Target	
Reduce CO ² per capita		10.94 (1990 Scottish average)	6.8 (2012 data)	7.42 (2012 data)	7.26
Supporting data					
% Reduction in overall CO ² emissions for Renfrewshire Council (CMP 2014-2020)		n/a	5.6% (forecast)	2.3%	6%
Total CO ² emissions for Renfrewshire Council (tonnes) (CMP 2014-2020)		53,514	50,500 (forecast)	52,300	50,277
Progress update					
<p>The target for this indicator is based on a 42% reduction on the baseline figure of 10.94 tonnes of CO₂ per capita which is based on the Scottish national average of 55.6 Mt CO₂e from 1990 data (report can be found here: http://www.gov.scot/Publications/2014/06/5527/downloads#res452106). Population figure used for calculation is the mid year estimate for 1990 which is 5,081,270 (National Records Scotland)</p> <p>The data is published annually on the Scottish Government's website on their Scottish Greenhouse Gas Emissions report.</p>					

CO ₂ Emissions from Public Space Lighting					
Headline measure	Status	Baseline data (2013/14)	2014/15	2014/15	Next Target
			Value	Target	
Reduce the amount of CO ² emitted from public space lighting.		7,460 (2011/12)	7,778	6,980	6,720
Supporting data					
Total number of public street lighting columns in Renfrewshire		30,915	30,882	n/a	n/a



Number of public street lighting columns in Renfrewshire which are LED		97	97	n/a	2,000
% of street lighting columns in Renfrewshire which are LED		0.3%	0.3%	n/a	5%

Progress update

The increase in the CO² emissions from the baseline of 7,460 tonnes in 2011/12 to 7,778 tonnes in 2014/15 can be explained by a number of new housing developments across the authority. From the end of 2014, all planning approvals for new housing developments make it compulsory for developers to install low consumption energy lamps.

A column condition survey has been completed for all lighting columns across the authority – those identified for replacement will be replaced with LEDs. A final Outline Business Case has been prepared and is awaiting approval, to enable all lighting columns to be replaced with LEDs.

Since mid 2014 all new street lights installed as part of housing developments are aluminium columns with LED lanterns.

Waste Reduction

Headline measure	Status	Baseline data (2012)	2014	2014	Next Target
			Value	Target	
% of all waste collected which is landfilled		56.1%	31.5%	36%	36%
% of household waste sent to landfill without prior treatment		47.3%	11.5%	36%	36%
% of household waste recycled		40.9%	46.6%	52%	55%
Supporting data					
Tonnage of household residual waste collected (grey bin)		41,141	33,798	n/a	n/a
Tonnage of biodegradable household waste which is landfilled		29,127	16,043	n/a	n/a
Tonnes of household waste sent to landfill without prior treatment		38,967	9,335	n/a	n/a
Tonnage of household waste collected by Renfrewshire Council which is ultimately landfilled		46,234	25,465	n/a	n/a
Tonnage of food waste collected across Renfrewshire		0	2,995	n/a	n/a
Tonnage of household waste which is sent to Energy from Waste		4,293	24,556	n/a	n/a
Tonnage of household mixed recyclate which was ultimately recycled		8,999	14,621	n/a	n/a
Tonnage of all waste collected in Renfrewshire which was composted		9,432	9,765	n/a	n/a



Progress update

Progress has been made on reducing the percentage of all waste collected which is landfilled with a significant reduction in 2014 to 31.5%, as shown in the table below, achieving the interim target set of 36%. It is anticipated that, with the implementation of the Clyde Valley Residual Waste Solution initiative by December 2019, the 10 year target will be achieved.

The % of household waste which has been recycled has improved from the baseline data, although it should be noted that we have limited control over the national targets which have been set. The nature of our council area, our housing stock and the demographics of Renfrewshire are contributing factors in the achievement of these challenging targets. (It should be noted that SEPA now report on calendar year data which is reflected in the LGBF data publication).

The supporting data for this waste reduction impact measure shows an ongoing reduction in the amount of waste collected, together with significant reductions in the amount of waste ultimately landfilled. During 2014 there was a significant increase in the amount of household waste diverted from landfill which was sent to Energy from Waste – this element of diversion from landfill will be incorporated in new contractual negotiations.

9. Resources

- 9.1 The Greener Renfrewshire Thematic Board has responsibility for the distribution of the £20,000 funding in respect of the Stalled Spaces programme.

10. Prevention

- 10.1 The work undertaken through the Greener Renfrewshire Thematic Board helps achieve the sustainability of natural resources across Renfrewshire.

11. Community Involvement/Engagement

- 11.1 The four sub groups within the Greener Renfrewshire Thematic Board involve representatives from the Community Planning Partners.
- 11.2 An audit of community groups has been carried out to establish activities being carried out across the community which contribute towards the priority outcomes of the Greener Renfrewshire element of the Single Outcome Agreement.

Author: Oliver Reid, Lead Officer, Tel 0141 618 7352

Email: oliver.reid@renfrewshire.gcsx.gov.uk



To: **Greener Renfrewshire Thematic Board**

On: **3rd June 2015**

Report by:

Renfrewshire Access Panel/Engage Renfrewshire

**“STREETS FOR ALL?” – IMPROVING ACCESSIBILITY OF STREETS,
PAVEMENTS AND PUBLIC SPACES IN RENFREWSHIRE**

1. Summary

- 1.1 This paper proposes that Renfrewshire Forum For Empowering Communities initiate discussions with Renfrewshire Council and other Community Planning Boards regarding using good practice identified in Living Streets “Streets For All?” report to improve the accessibility of streets, pavements and public places in Renfrewshire.
- 1.2 Improving accessibility within the environment will directly benefit a wide range of individuals with temporary or permanent mobility issues, reduce the costs to individuals and public services of preventable falls and would also widen access to public services and the local economy.
- 1.3 Renfrewshire Forum For Empowering Communities would work with other community planning partnership Boards and Renfrewshire Council to develop appropriate practical actions as proposed in “Streets For All?” to improve the accessibility of streets, pavements and public places

2. Recommendations

- 2.1 It is recommended that the Greener Renfrewshire Board:
 - (a) Note the Living Streets Report “Streets For All?”
 - (b) Agree to work with Renfrewshire Forum For Empowering Communities to develop work to improve the accessibility of streets, pavements and public places, which will contribute to achievement of the relevant equality outcomes in Renfrewshire, as outlined in paragraph 3.3.



- (c) Agree to consider at a future meeting of the Greener Renfrewshire Board a report with recommendations regarding practical ways to improve accessibility of streets, pavements and public spaces in Renfrewshire.

3. Living Streets “Streets For All?” Report

- 3.1 Living Streets is a charity that promotes liveable environments that put people first. In 2014, Living Streets published an analysis of statutory Equality Objectives of Scottish councils called “Streets For All?” (see Appendix 1). In particular, the report looks at equality outcomes that relate to making streets and public places more accessible to disabled people and other people with mobility difficulties.
- 3.2 The report identifies ten councils that have made positive statements about aiming to make pavements, streets and spaces more accessible and concludes that other councils and community planning partnerships should consider adopting these examples of good practice.
- 3.3 Renfrewshire Access Panel is proposing that that Renfrewshire Community Planning Partnership act on the conclusion of the Living Streets report and works to develop actions that promote accessibility within Renfrewshire. The Renfrewshire Council’s equality outcomes published in April 2013 to meet the requirements of the Scottish Public Sector Equality Duties and that are relevant to the Living Streets recommendations are:
- Local people who experience discrimination and disadvantage have a better quality of life and live independently in their home wherever possible.
 - Older people and disabled people have access to safe and sustainable transport.
- 3.4 Developing action to achieve these equality outcomes by improving the accessibility of streets, pavements and public spaces will also contribute to the delivering the community planning outcomes of the Safer and Stronger, Greener Renfrewshire and Jobs and Economy Community Planning Partnership Boards.

4. Impact Of Safer Streets On Greener Renfrewshire Outcomes and Targets

- 4.1 Through Renfrewshire Access Panel, Renfrewshire Forum For Empowering Communities is currently discussing with Renfrewshire Council issues relating to equalities and building standards. Work to improve the accessibility of public spaces is a natural extension of this work.



- 4.2 Improved accessibility of streets, pavements and public spaces would improve the ability of anyone with mobility issues, including disabled people, parents with young children and older people, to access public and commercial services. This would improve the inclusivity of the Renfrewshire environment, support the local economy by providing access to all, enable individuals to be more active in their community and reduce the risk and costs associated with injuries due to preventable falls. In particular, improved accessibility would contribute to the following outcomes and actions of community planning boards contained in the Renfrewshire Community Plan 2013-23:

Community Planning Partnership Board	Outcome	Action
Greener Renfrewshire	Our town centres will be well maintained, clean and attractive to support trade and increase inward investment.	
Safer and Stronger Renfrewshire	<p>Renfrewshire known as a place where people living, working or visiting feel safe and secure.</p> <p>All members of our community, in particular our most vulnerable children, young people and adults, living in a safe, inclusive and nurturing environment where they are respected and free from abuse and neglect.</p> <p>Renfrewshire citizens as positive, supporting equality and valuing diversity to achieve fairness for all within our communities.</p>	We will strengthen engagement and involvement with equality groups in Renfrewshire to improve data sharing arrangements to ensure equality impact assessments are evidence based and include appropriate mitigating actions.
Jobs and Economy	Have attractive environments and successful town centres created through successful area regeneration. These contribute positively to local community and economic growth.	Work closely with those who are most disadvantaged within the community to develop skills, confidence and motivation and enhance their training and employment opportunities.
Community Care, Health and Wellbeing	<p>Be valued and respected irrespective of their age, physical disability or other needs.</p> <p>Be supported to live independently as long as possible in their own homes and communities.</p>	Promoting independent living by implementing the services related to the Older People's Change Fund and by increasing the numbers receiving Self-Directed Support.



Forum For Empowering Communities	Value and promote equality and diversity and the role of charitable and voluntary work.	Work with the Renfrewshire Forum For Empowering Communities to agree and implement equality outcomes for all public sector agencies in Renfrewshire.
----------------------------------	---	--

- 4.3 As part of discussions with the Council and other Community Planning Partnership Boards, Renfrewshire Access Panel and Engage Renfrewshire would also seek to identify the capacity for remedial work to make streets more accessible to be carried out through existing resources such as restorative justice programmes and also the potential for volunteering opportunities to be developed. This would potentially offset some of the costs of capital works and provide encourage community participation and a sense of ownership of completed work.



Streets for all?

An analysis of the statutory Equality Objectives of Scottish local councils.

Introduction

Since April 2013, Scottish Councils have had a number of statutory obligations under the Public Sector Equality Duties associated with the 2010 Equality Act. Amongst these obligations are specific duty requiring local authorities to publish equality outcomes and report progress, to report on mainstreaming the equality duty and to assess and review policies and practices.

This report presents an analysis of the published equality outcomes of all Scottish Councils, in order to find out which have included statements aimed at making their streets and public spaces more accessible to disabled people and others with mobility difficulties.

Cities, towns and villages need to be places where everyone can visit, participate in and enjoy.

Accessible and inclusive public spaces benefit not only disabled people, but everyone, including children, older people and anyone with luggage or shopping. Encouraging people to walk safely and securely in public spaces is not only a matter of promoting pedestrian interests; it has wider economic, health and community safety benefits too, and as such contributes to many of the „cross-cutting“ outcomes which councils and their partner organisations aspire to. Living Streets would hope that councils would take the opportunity of the statutory requirement to mainstream equalities to commit to making their community environments inclusive.

Methodology

The published equality outcome statements of all 32 Scottish councils were accessed in January 2014. A link to the published report is provided for each council below. In this document, all formal „outcomes“ referring to making streets accessible are quoted, along with target dates and the department with the lead responsibility where stated. In addition relevant statements that are not part of an actual „outcome“, for example as part of a „context“ section, are included where they are particularly relevant. Most councils have committed to some general outcomes aspiring to equal access to services, but unless they make a specific reference to the pedestrian or public environment, they are not recorded in this analysis.



Findings

Only ten councils made positive statements about aiming to make their pavements, streets and spaces more accessible:

- City of Aberdeen
- Clackmannanshire
- City of Dundee
- East Dumbartonshire
- City of Edinburgh
- Inverclyde
- Moray
- North Ayrshire
- South Ayrshire
- South Lanarkshire

Typically, these statements focus on footway maintenance, for example “the condition of roads and pavements do not prevent older people and those with mobility impairment from accessing shops, services and transport” (Inverclyde).

Some councils focus on the need to minimise obstructions to pedestrians; for example “take action to ensure advertising boards and other street furniture does not restrict access to town centres” (East Dumbartonshire).

Edinburgh Council appears to be alone in linking „walkability“ to reducing traffic speeds, in addition to the design, maintenance and policing of footways: “Create „walkable“ and „cyclable“ neighbourhoods through construction of a minimum of four 20mph zones”.

Conclusions

From this evidence, it is clear that most Scottish Councils have not made any link between their new equality duties and their policy with respect to public spaces. There are however some examples of imaginative use of the Public Sector Equality Duties, where Councils state in their statutory Equality Outcomes a commitment to making streets that are accessible and inclusive for disabled people.

There is an opportunity for these examples of good practice to be more widely adopted by councils throughout Scotland. All Councils are required to review and revise their statutory outcome statements, develop their approach to mainstreaming equalities into routine services and report on their progress. Councils which have not yet made the link between their equality outcomes and the provision of accessible public spaces and pavements have an opportunity to „mainstream“ such activity into their policies and programmes for planning, street maintenance and so on.

City of Aberdeen

<http://www.aberdeencity.gov.uk/nmsruntime/saveasdialog.asp?IID=49878&SID=22975>

Outcome11: Pavements and footpaths that are safer and easier to use for pedestrians.
Lead service: Enterprise Planning and Infrastructure.

Fewer pavement obstructions and improved provision of dropped kerbs (number and sites).



Aberdeenshire

<http://www.aberdeenshire.gov.uk/Equalities/MainstreamingReportanEqualityOutcomes.pdf>

No pedestrian-related outcomes; however, the following statement is included in the document:

13.3.3 Infrastructure/13.3.4 Disability Access Compliance

The Equality Act compliance works is part of the "Footways" works within the maintenance programme. There is a rolling programme which was agreed with certain disability groups and is concentrating on town centre improvements such as dropped kerbs and tactile pavements. Property service employees are trained to carry out access audits which enables a list of remedial works to be compiled. Funding has been allocated to a programme of remedial works in the capital plan, which is now 90% complete. The remaining 10% will be completed as the office accommodation realisation programme is rolled out.

Angus

<http://www.angus.gov.uk/ac/documents/equalityoutcomes/equalityoutcomesreport.pdf>

No pedestrian-related outcomes

Argyll and Bute

http://www.argyllbute.gov.uk/sites/default/files/equalities_mainstreaming_report_and_equality_outcomes_for_council_25th_april.pdf

No pedestrian-related outcomes

Clackmannanshire

<http://www.clacksweb.org.uk/document/4089.pdf>

Equality Outcome 10

People with disabilities have better access to Council buildings, public space, streets and public transport.

Action 10.2

Establish a prioritised audit of all streets based on the "Roads for All" and "Designing for Streets" guidelines.

Indicator: % of roads and streets audited % of roads and streets complying with relevant guideline.

Action 10.3

Implement prioritised street improvements based on the results of the street audit.

indicator: Number of streets improved to compliant status.

Comhairle nan Eilean Siar (Outer Hebrides)

<http://www.cne-siar.gov.uk/equalityanddiversity/documents/EOMR.pdf>

No pedestrian-related outcomes



Dumfries and Galloway

<http://www.dumgal.gov.uk/CHttpHandler.ashx?id=12337&p=0>

No pedestrian-related outcomes

City of Dundee

<https://www.dundee.gov.uk/equanddiv>

<http://www.crer.org.uk/attachments/DundeePSED.pdf>

Equality Outcome: Dundee's communities will have physical environments which are accessible to those with physical disabilities.

Departmental Service Action Plan: Delivering Capital Plan programme e.g. school estate, community centres, leisure centres, integrated community health projects, environmental improvements, open space strategy, coastal protection etc.

East Ayrshire

<http://www.east-ayrshire.gov.uk/Resources/PDF/E/EqualityOutcomes.pdf>

No pedestrian-related outcomes

East Dunbartonshire

[http://www.scrutiny.eastdunbarton.gov.uk/pdf/CRODCPP%](http://www.scrutiny.eastdunbarton.gov.uk/pdf/CRODCPP%20Equality%20Outcomes%20and%20Mainstreaming%20Report%202013-2017.pdf)

[20Equality%20Outcomes%20and%20Mainstreaming%20Report%202013-2017.pdf](http://www.scrutiny.eastdunbarton.gov.uk/pdf/CRODCPP%20Equality%20Outcomes%20and%20Mainstreaming%20Report%202013-2017.pdf)

Equality outcome 9: Town centres are accessible to all and free from unnecessary obstructions.

Action 1: Engage with East Dunbartonshire Access Panel to identify issues in relation to accessibility of Town centres. Target date: May 2013 and ongoing.

Indicator: Percentage increase in council buildings accessible to people with disabilities

Action 3: Take action to ensure advertising boards and other street furniture does not restrict access to town centres. Target date: May 2013 and ongoing. Indicator:

Percentage reduction in complaints about accessibility of town centres and A-frame advertising boards

East Lothian

<http://www.crer.org.uk/attachments/EastLothianPSED2.pdf>

No pedestrian-related outcomes

East Renfrewshire

<http://www.eastrenfrewshire.gov.uk/CHttpHandler.ashx?id=9084&p=0>

Equality Outcome 1: Disabled people are protected from physical and communication barriers.

Intermediate Outcome 1.3: Wheelchair Users find it easy to access pavements in East Renfrewshire.

Lead: Environment/Roads

City of Edinburgh

http://www.edinburgh.gov.uk/info/751/equality_diversity_and_human_rights/707/equality_and_rights

Equality Outcome ER22: There are accessible and inclusive transport systems ensuring people feel safe using the City's public transport, road, footway and cycle networks



Mainstreaming Actions:

- Create „walkable“ and „cyclable“ neighbourhoods through construction of a minimum of 4 20mph zones; design and implement an area wide 20mph zone in South Edinburgh; promotional campaign to improve compliance and Speed limit review to be undertaken for A and B roads.
- Complete the introduction of 20mph speed limits outside all primary and secondary schools

Falkirk

http://www.falkirk.gov.uk/services/corporate_neighbourhood/human_resources/PDFs/2013/eom_report_13.pdf

No pedestrian-related outcomes, but “Improved physical access to services, housing and the public realm” noted as an „existing priority”.

Fife

<http://www.fifedirect.org.uk/publications/index.cfm?fuseaction=publication.pop&pubid=5A16D70D-CEB9-0C1D-E7EA77A5B3B62C4C>

No pedestrian-related outcomes

City of Glasgow

<http://www.glasgow.gov.uk/CHttpHandler.ashx?id=15516&p=0>

No pedestrian-related outcomes

Highland

<http://www.highland.gov.uk/NR/rdonlyres/B10BF1AC-EFA5-4F52-885B-97E7A3CBA80F/0/Outcomesreport.pdf>

No pedestrian-related outcomes

Inverclyde

<http://www.inverclyde.gov.uk/council-and-government/equality-and-diversity/equalitydiversity>

Equality Outcome: The condition of roads and pavements do not prevent older people and those with mobility impairment from accessing shops, services and transport.

Performance Indicator: % of the road network that should be considered for maintenance investment

Midlothian

http://www.midlothian.gov.uk/news/article/917/equality_outcome_and_mainstreaming_report_2013__2017

No pedestrian-related outcomes

Moray

<http://www.moray.gov.uk/downloads/file85427.pdf>

Theme 3: Access to streets. The outcomes for this section are (responsible authorities in brackets):

1. Work with community groups to carry out street audits to gain insight into the physical and psychological barriers that prevent pedestrians or wheelchair users from using the pavements in Moray (The Moray Council).



2. Improve access to streets for all users in Moray (The Moray Council).
3. People feel safe using the streets in Moray (The Moray Council and the Moray Licensing Board).
4. Provide easily accessible information about safety and accessibility of the streets in Moray (The Moray Council).

Feedback from Moray Disability Forum: The Forum has given many examples of physical features in Moray which make it difficult or impossible to effectively use a great number of footpaths in Moray. These features range from temporary features (such as cars parked on kerbs, wheelie bins, a-frame signs, or other temporary obstacles blocking the pavement) to more permanent obstacles (such as dropped kerbs that are too high, narrow pavements, pavements made too narrow by drainpipes, lampposts, steep gradients, unsecure embankments, insufficient or non-compliant disabled parking spaces, cobbled streets). These features affect wheelchair users, people who are visually impaired, elderly and parents with young children. In some extreme cases, these obstacles are impossible to negotiate without a significant detour, e.g. the platforms at Elgin railway station.

North Ayrshire

<http://www.north-ayrshire.gov.uk/council/strategies-plans-and-policies/equality-policy-andperformance.aspx>

Outcome 4: Older people are more active and independent in their communities

Action: 4.6 Review the Outdoor Access Strategy and the Core Paths Plan in partnership with North Ayrshire Outdoor Access Forum (NAOAF)

Success Criteria/Desired Outcome: To take into consideration the requirements of people of all ages and abilities in the design and implementation of access projects.

Timescale/Lead service: April 2013 – Mar 2014. Economic Development

North Lanarkshire

<http://www.northlanarkshire.gov.uk/index.aspx?articleid=26438>

No pedestrian-related outcomes

Orkney

[http://www.orkney.gov.uk/Files/Council/Council-](http://www.orkney.gov.uk/Files/Council/Council-Policies/Orkney_Islands_Council_Equality_Outcomes_2013_2017.pdf)

[Policies/Orkney_Islands_Council_Equality_Outcomes_2013_2017.pdf](http://www.orkney.gov.uk/Files/Council/Council-Policies/Orkney_Islands_Council_Equality_Outcomes_2013_2017.pdf)

No pedestrian-related outcomes

Perth and Kinross

<http://www.pkc.gov.uk/CHttpHandler.ashx?id=19460&p=0>

No pedestrian-related outcomes

Renfrewshire

<http://www.renfrewshire.gov.uk/wps/wcm/connect/81c835cc-e95e-4799-824db1917fd8c591/>

[ce-Progressonmainstreamingequalitydutyandequalityoutcomes.pdf?MOD=AJPERES](http://www.renfrewshire.gov.uk/wps/wcm/connect/81c835cc-e95e-4799-824db1917fd8c591/ce-Progressonmainstreamingequalitydutyandequalityoutcomes.pdf?MOD=AJPERES)

No pedestrian-related outcomes



Scottish Borders

http://www.scotborders.gov.uk/downloads/file/5881/appendix_4-equality_outcomes_and_indicators

No pedestrian-related outcomes

Shetland

<http://www.shetland.gov.uk/communityplanning/documents/ShetlandsEqualitiesMainstreamingReportandEqualityOutcomes2013to2017FinalVersion6.pdf>

No pedestrian-related outcomes

South Ayrshire

<http://www.southayrshire.gov.uk/equalities/publications/equality%20and%20diversity%20strategy-sac-25%20april%202013%20final.pdf>

Medium Term (3-4 years) Equality Outcome: Improved accessibility to Council buildings and public spaces.

South Lanarkshire

Download Now - South Lanarkshire Council

Outcome 3: Improve the road network and influence improvements in public transport

To help us achieve this change, we will... "take account of disabled requirements when street-scaping through South Lanarkshire"s shopping centres" (3.4)

Stirling

http://www.stirling.gov.uk/__documents/temporary-uploads/chief-executivesoffice/sc20130502item10equalitystrategyapp1-1.pdf

No pedestrian-related outcomes

West Dumbartonshire

http://www.westdunbarton.gov.uk/media/2502909/wdc_equality_mainstreaming_report_2013_2017.pdf

No pedestrian-related outcomes

West Lothian

<http://www.westlothian.gov.uk/media/downloaddoc/1799563/1846123/2398118>

No pedestrian-related outcomes; however, "accessibility of the built environment" is noted as an issue in the context of enhancing independence for disabled people (equality outcome 5)

25.1.14

The report was prepared by Living Streets member David Hunter of Not for Profit Planning, an independent consultant specialising in disability equality and voluntary sector development. (plus contact details - www.nfpplanning.com, nfpplan@gmail.com 07810444080)





To: **Greener Renfrewshire Thematic Board**

On: **3 June 2015**

Report by:

Oliver Reid (Lead Officer), Interim Head of Public Protection, Renfrewshire Council

STALLED SPACES SCOTLAND

1. Summary

- 1.1 Renfrewshire Council has funding in place of £20,000 to run a grant funding scheme called Stalled Spaces Scotland as a means of revitalising town / local centres and empowering communities. This scheme is managed by Architecture and Design Scotland (A&DS) who provided funding of £10,000 which was conditional on it being matched by Renfrewshire Council. Renfrewshire Council is one of seven Scottish local authorities to have been offered Stalled Spaces Scotland funding.
- 1.2 Two community engagement events were held on Tuesday 12 May 2015 and Thursday 14 May 2015 at Engage Renfrewshire's offices to promote the Stalled Spaces Scotland programme to community groups and educational establishments across Renfrewshire following the allocation of £20,000 of funding to Community Resources as part of the wider Stalled Spaces Scotland programme, managed by Architecture & Design Scotland.
- 1.3 The appendix to this report details expressions of interest already received from community groups for proposed projects. It is anticipated that there will be a number of applications submitted over the coming weeks which can be considered at the next meeting of the Board.

2. Recommendations

- 2.1 It is recommended that the Board notes the contents of this report in preparation for consideration of future applications.



3. Background

- 3.1 Stalled Spaces Scotland is a Legacy 2014 programme inspired by Stalled Spaces Glasgow, and supported by Architecture and Design Scotland and Scottish Government.
- 3.2 Community groups have been invited to apply for £250 - £5,000 to bring derelict or vacant land back to temporary use within the Renfrewshire area as part of the Stalled Spaces Scotland programme.
- 3.3 75% of projects funded must be town centre based, and applications will be assessed by the Greener Renfrewshire Thematic Board, having been initially assessed for essential criteria by the Greener Communities sub-group. It is anticipated that the majority of awards will be for projects between £250 and £2,000.
- 3.4 The application form, guidance notes and scoring matrix are available on the Renfrewshire 2023 website (www.renfrewshire2023.com). The scoring matrix will be used by the Greener Renfrewshire Thematic Board to assess each application.

4. Resources

- 4.1 Total funding of £20,000 has been made available to fund the Stalled Spaces projects. £10,000 was awarded by Architecture and Design Scotland and this was match funded from the Council's 2015/16 Local Green Network budget.

5. Community Involvement/Engagement

- 4.1 Community groups were invited to attend two community engagement events where presentations were delivered by Architecture & Design Scotland and Glasgow City Council. Renfrewshire Council and Engage Renfrewshire representatives were also available to answer any questions and provide advice on application forms.
- 4.2 A variety of groups were in attendance at the events, including University of the West of Scotland, West College Scotland, PACE Theatre Group, Renfrewshire Witch Hunt, community councils and environmental groups. This reflects our aim for both a variety of projects and a geographical spread throughout Renfrewshire.
- 4.3 A total of 18 expressions of interest forms were received at the events and a summary of these is contained within the appendix to this report.



- 4.4 Engage Renfrewshire will work with groups to provide advice and assistance on the completion of the application form. Any applications received will be submitted for consideration at the next meeting of the Board.

Author: Kirsty Wright, Project Development Officer, Community Resources, Renfrewshire Council. Tel: 0141 618 7586

E-mail: kirsty.wright@renfrewshire.gcsx.gov.uk

Stalled Spaces Project Community Engagement Events 12th/14th May 2015 Expressions of Interest Received	
Organisation	Barnardos
Email Address	lorna.dickson@barnardos.org.uk
Description of Project	Barnardos works with 16-25 employment support service (Thread service/family support service). Looking at developing growing space as catalyst for city farming project.
Location	Paisley - Lochfield Road is the locus of our services. Would seek land within walking distance.
Funding Required	Around £2K
Other Info	Would be interested in partnering with creative sector/colleges/unis for skills development. Young people from Barnardos works would also be available for labour. Keen to become more involved in the community, promote community inclusion from those who are vulnerable or isolated.
Organisation	Friends of Knockhill Park
Email Address	derick.rutherford@renfrewshire.gov.uk
Description of Project	Regeneration of a neglected park area and capacity building of the local community.
Location	Knockhill Park area of Renfrew
Funding Required	Unknown
Other Info	
Organisation	Renfrew Development Trust
Email Address	brideid.com@renfrewdt.co.uk
Description of Project	Renfrew Light & Design Project. Lead of Renfrew town centre regeneration and support economic, social and environmental regeneration of Renfrew
Location	Renfrew
Funding Required	Unknown
Other Info	
Organisation	PACE
Email Address	David@pace-theatre.co.uk
Description of Project	Creation of a performance area/showcase area for groups
Location	Unknown
Funding Required	Unknown
Other Info	
Organisation	LEAP
Email Address	zuzie@myleapproject.org
Description of Project	Community woodfuel co-operative to reduce CO2 emissions and rural fuel poverty. If in Kilbarchan, potential link up with Grow Kilbarchan to develop an additional growing space
Location	Kilbarchan or Lochwinnoch
Funding Required	Unknown
Other Info	
Organisation	West College Scotland
Email Address	ewan.park@wcs.ac.uk
Description of Project	Outdoor classroom incorporating outdoor raised beds and indoor poly tunnel growing projects. Possibility of usage by diverse student/community groups (construction/hospitality/nursery). Construction students build raised beds/pizza oven/slabbed areas/seating areas. Hospitality students cater for students/community using pizza oven. Nursery grow food for catering. Idea is to create something like a focal point for West College Scotland and the Gallowhill local community. We'd link into Renfrewshire Council's application for European City of Culture.
Location	Within college grounds on derelict site.
Funding Required	£3K
Other Info	
Organisation	Bredland Allotments
Email Address	wleham1@gmail.com
Description of Project	Derelict or waste ground belonging to the Council will be turned into a garden with raised beds/wild garden picnic area/paths/benches/memorial to WWI.
Location	Cardell Drive, Paisley, PA2 9AE
Funding Required	Unknown
Other Info	



Stalled Spaces Project Community Engagement Events 12th/14th May 2015 Expressions of Interest Received	
Organisation	Paisley West and Central Community Council & West End Growing Grounds Association
Email Address	john.wilby@btinternet.com
Description of Project	Development of Sutherland Street growing grounds. Improvement and maintenance of Brown Street. Design and provision of community garden on development site in Underwood Lane.
Location	Sutherland Street/Brown Street/Underwood Lane
Funding Required	£2K
Other Info	
Organisation	Renfrew Community Council
Email Address	macaine@sky.com
Description of Project	Transfer of statue from Breehead to Ferry Green, Renfrew. Statue at old heritage museum no longer required. Part of heritage trail.
Location	Ferry Green Renfrew
Funding Required	Unknown
Other Info	
Organisation	Capability Scotland
Email Address	elaine.fox@capability-scotland.org.uk
Description of Project	Pop up event in local park
Location	Barshaw Park
Funding Required	£750
Other Info	
Organisation	Create Paisley
Email Address	alan@createpaisley.org.uk
Description of Project	Project to be discussed with staff at Create before description can be submitted.
Location	Paisley
Funding Required	Unknown
Other Info	
Organisation	Renfrewshire Effort to Empower Minorities (REEM)
Email Address	info@re-em.org.uk
Description of Project	Space covered in bushes and attracting illegal dumping of used mattresses, beds etc. REEM would like to clear it, build raised garden allotments within the heart of the community and put up a community notice board.
Location	Plot between 12-14 Wellmeadow Street, Paisley
Funding Required	£400-£1000
Other Info	
Organisation	Brighter Bridge of Weir
Email Address	chair@brighterbridgeofweir.org
Description of Project	To develop an area of the main car park in Bridge of Weir village. We would like to have a community herb garden situated in raised beds.
Location	Car park in village centre of Bridge of Weir.
Funding Required	Unknown.
Other Info	
Organisation	Friends of Barshaw Park
Email Address	barshawfriends@gmail.com
Description of Project	tbs
Location	Barshaw Park. We're also looking at developing activity in the town centre to broaden audience reach.
Funding Required	Unknown
Other Info	



Stalled Spaces Project Community Engagement Events 12th/14th May 2015 Expressions of Interest Received	
Organisation	Erskine Music and Media Studios
Email Address	emm_studio@hotmail.co.uk
Description of Project	To film and present a film about Bargarran Community Centre in Bargarran Square. Other option is to create a performance/market stall space to be used by the community for events etc.
Location	Erskine
Funding Required	Unknown
Other Info	
Organisation	West College Scotland (Creative Industries)
Email Address	billy.kinnear@wcs.ac.uk
Description of Project	Display work showing montage of gig posters and ticket stubs from a wide range of named acts that have played in Paisley throughout the years. Graphic students to design.
Location	Paisley Centre/Renfrew Road
Funding Required	Unknown
Other Info	
Organisation	West College Scotland (Creative Industries)
Email Address	lorraine.paterzon@wcs.ac.uk
Description of Project	Graphic images, interior design, graphic design, fine art
Location	Unknown
Funding Required	Unknown
Other Info	
Organisation	Capability Scotland
Email Address	meghan.mcewan@capability-scotland.org.uk
Description of Project	Pop up market to promote service or art piece and growing area
Location	Johnstone High Street/Ludovic Square and spare ground at Kilbarchan Road/Beech Avenue
Funding Required	£500-£1000
Other Info	

To: **Greener Renfrewshire Board**

On: **03 June 2015**

Report by:

Chief Executive's Service

OVERVIEW OF INITIATIVES AND GOOD PRACTICE EXAMPLES

1. Summary

- 1.1 This document provides an overview of recent developments, initiatives and funding streams made available to Community Planning Partnerships in Scotland. It takes account of the emerging work streams and actions identified by the Board.
- 1.2 In order to provide the Board members with support, policy advice and consistency of approach, the document explores communication received from the Scottish Government and other statutory bodies, good practice examples from other local authorities as well as national and local initiatives and projects. Where available a local view has also been provided on the topic.
- 1.3 A similar update will be provided for each Board to stimulate awareness and decisions about the wider Greener theme and agenda. If any Board member has any information they would like included and circulated in future issues of the update, please forward it to jean.brown@renfrewshire.gov.uk

2. Good practice examples

Fife Council

FOR INFORMATION ONLY

Fife Council has launched new CycleFife website.

A new website has been launched in Fife to build on the growth of cycling in the area and encourage even more people to take up the activity. The new site, cyclefife.com can help plans routes and educate people on cycling in the Fife area.

The CycleFife website is only one aspect of a range of measures which are being undertaken as part of the two year CycleFife project. The council is also improving cycling infrastructure in Dunfermline and Glenrothes and delivering training and events as part of a partnership project with Sustrans (a charity helping people travel on foot, by bike or public transport) through Transport Scotland funding.

Aberdeen City Council

FOR INFORMATION ONLY

Aberdeen City Council is to be the first local authority in Scotland to have in-house BREEAM assessors who will review developments for environmental performance.

A total of 15 staff are being trained by the BRE Academy in Scotland to be able to carry out the work, and they range from building standards officers to senior planners to sustainable development officers.

BREEAM - the Building Research Establishment's Environmental Assessment Methodology - sets the standard for best practice in sustainable building design, construction and operation and has become one of the most comprehensive and widely recognised measures of a building's environmental performance.

It is used in master-planning and new construction, through to operational use and refurbishment and encourages designers, clients, the construction industry and building owners to think about low impact design, construction and operation through the entire life cycle of a building. BREEAM helps minimise the energy demands created by a building, and it considers energy efficiency, occupant health and wellbeing, alternative technologies, location, proximity to transport networks, construction materials used as well as many other aspects.

The assessors will use the qualification to review new City Council or City Council-related developments.

Glasgow City Council

FOR INFORMATION ONLY

Glasgow has won a bid to host the 3rd European Climate Change Adaptation (ECCA) conference.

The bid for the ECCA 2017 conference was put together by a committee from research, policy and practice and was supported by 46 organisations across Scotland and the UK including the Sustainable Scotland Network, Glasgow City Council, Glasgow City Marketing Bureau, The Scottish Government, Scottish Environment Protection Agency, The University of Edinburgh, Sniffer, ClimateXChange and Adaptation Scotland.

This event will mark the first time that the conference has been held in the UK since its inauguration, with previous host cities including Hamburg in Germany and Copenhagen in Denmark. Climate resilience is at the core of decisions shaping investment in the city and transforming communities. It is this pioneering work that has won Glasgow the conference.

3. Research and Consultations

The Scottish Government

FOR INFORMATION ONLY

The Scottish Government Directorate for Environment and Climate Change has produced a factsheet on resource and energy efficiency for the public sector.

The document explains that the public sector has done much to reduce its carbon emissions through estate wide Carbon Management Plans and the implementation of energy efficiency measures; from improving building fabric, installation of energy efficient technologies, and appliances, environmental and energy management systems and whole organisational behavioural change programmes.

The document lists the advice and support channels, funding channels, as well as development opportunities like district heating and street lighting advances.

Sustainable Scotland

FOR INFORMATION ONLY

Six months into the introduction of a carrier bag charge in Scotland, usage of disposable bags has significantly reduced. Ahead of the six month anniversary on Monday (April 20, 2015) early figures show that single-use carrier bag usage has been reduced by more than 80% since the charge was introduced on October 20, 2014.

Presently, Asda is indicating a more than 90 per cent reduction in single-use carrier bag use, while raising £350,000 for two social enterprise charities – Social Investment Scotland and Foundation Scotland. Co-operative Food has used the 5p charge to raise £375,000 for community projects across Scotland, reporting a usage reduction of 80%.

Nationwide retailers that signed up to Zero Waste Scotland's Carrier Bag Commitment – an agreement to disclose information on the charge, and donations made, to a central publicly available portal – are reporting that various charities up and down the country have also benefited from funds raised by the charge.

Scottish Government

FOR INFORMATION ONLY

The Scottish Government has launched 'Scotland 2030', a new engagement tool for the public that visions what Scotland will look like in 2030 if we achieve climate change targets.

Scotland 2030 is a series of videos and an online tool that follows a typical day of a Scottish family and shows what life will be like in 2030 across topics such as: where our energy comes from; how we travel; different ways of working; the food we eat.

The engagement tool has been informed by the 'Scotland 2030: Picturing life in a low carbon Scotland' report that was published by ClimateXChange in January. The report, commissioned by the Scottish Government, details a narrative for a low carbon lifestyle to help communicate with and engage people across Scotland.

Scotland 2030 is also available for stakeholders to use to engage their audiences in Scotland's low-carbon future. There is also a Stakeholder Toolkit with background and suggestions on how to use Scotland 2030 content within your own education and communication activity.