

# Renfrewshire

## Performance Summary Report

### Reporting Period: 01/04/22- 30/06/22



**Total Crime**



**-1.9%**



**3,895 Crimes**

Incidents  
Recorded

**-10.0%**



12648

Common Assault

**+6.4%**



454

Overall Dishonesty

**+7.2%**



806

Domestic Abuse

**+13.1%**



382

Overall Violent  
Crime

**+26.5%**



86

Sexual Crime

**+19.5%**



120

Road Deaths and  
Serious Injuries

**-22.2%\***



28\*on PYTD

Disorder Complaints

**-26.3%\***



1,862 \*on PYTD

Missing People

**+143.1%\***



265\*on PYTD

Counter Terrorism



The National Terrorism Threat level is Substantial. This means that an attack is likely.

Housebreaking

**-25.9%**



59

\*All data provided is for the period 1 April 2022—30 June 2022 unless otherwise stated. Comparisons are made against the previous five year average unless otherwise stated. All statistics are provisional and should be treated as management information. All data have been extracted from Police Scotland internal systems and are correct as of 20/07/2022.

# Renfrewshire

## Performance Summary Report

Reporting Period:  
1 Apr 2022 to 30 June 2022



SECTION	PAGE NUMBER
Introduction	2
Executive Summary	3
Demand Analysis	4
Online and Cybercrime	5
Acquisitive Crime	5
Counter Terrorism & Domestic Extremism	5
Antisocial Behaviour, Violence & Disorder	6
Serious Organised Crime	7
Protecting People at Risk of Harm	7
Road Safety & Road Crime	8
Public Confidence - Complaints & Allegations	9

### Introduction

I am pleased to present this report to the Police Fire and Rescue Committee for its information and consideration.





Please note that all data included in this report are management information and not official statistics.

All data are sourced from Police Scotland internal systems and are correct as of date of publication.

Unless stated otherwise numerical comparisons are against the previous five year average for the same data period specified.

## RENFREWSHIRE POLICING PRIORITIES 2018-2022

- 1 Drug dealing and drug misuse
- 2 Violence and antisocial behaviour
- 3 Dishonesty
- 4 Road Safety

PRIORITY AREA	EXECUTIVE SUMMARY
<b>Drug supply and misuse</b> 	<p>Drug dealing and misuse continues to be a priority area for our attention in Renfrewshire as communities tell us they are concerned about the harm caused. However even with continued focus and proactivity on the issue there has been a decrease of 19.8% in the number of detected drug supply offences, compared to the previous five year average. In the reporting period, 26 crimes have been reported to the Crown. We continue to gather intelligence for further enforcement action in Renfrewshire.</p>
<b>Violence &amp; ASB</b> 	<p>Overall, recorded violent crime has risen by 26.5% on the five year average, and a rise of 53.6% has been recorded on the previous year. It should be noted that violence in the previous year declined on previous years, almost certainly due to COVID-19 restrictions which limited opportunities for interpersonal violence to occur. Common assaults (including on police officers and other emergency workers) have risen by 6.4% on the five year average. Meanwhile, public complaints of disorder have fallen by 26.3% on the previous year—highly likely due to the further easing of COVID-19 restrictions and the associated drop in public reporting of breaches.</p>
<b>Dishonesty</b> 	<p>Housebreaking crime continues to follow a declining trend— having fallen by 25.9% against the previous five year average to a total of 59 crimes. This decrease is evident all categories of HB crime (dwelling house, sheds/outbuildings, and commercial/other premises). Motor vehicle crimes are also trending down, with a decrease of 41.6% on the five year average. Fraud, one of the few crimes of dishonesty for which an increase has been recorded—with reported crimes rising 72.6% above the five year average to a total of 126 crimes. Some of the most common fraud methodologies used by offenders internet order fraud, fraudulent use of victims' bank accounts and cards, and vishing and phishing attacks.</p>
<b>Road Safety</b> 	<p>Road injuries and deaths have decreased by 22.2% on the previous year, to a total of 28 (no road deaths, 10 serious injuries and 18 slight injuries). This is almost certainly linked to a return to normal for traffic on Renfrewshire's road network following the period of COVID-19 restrictions. Serious road injuries and deaths remain below figures recorded in pre-pandemic years.</p>

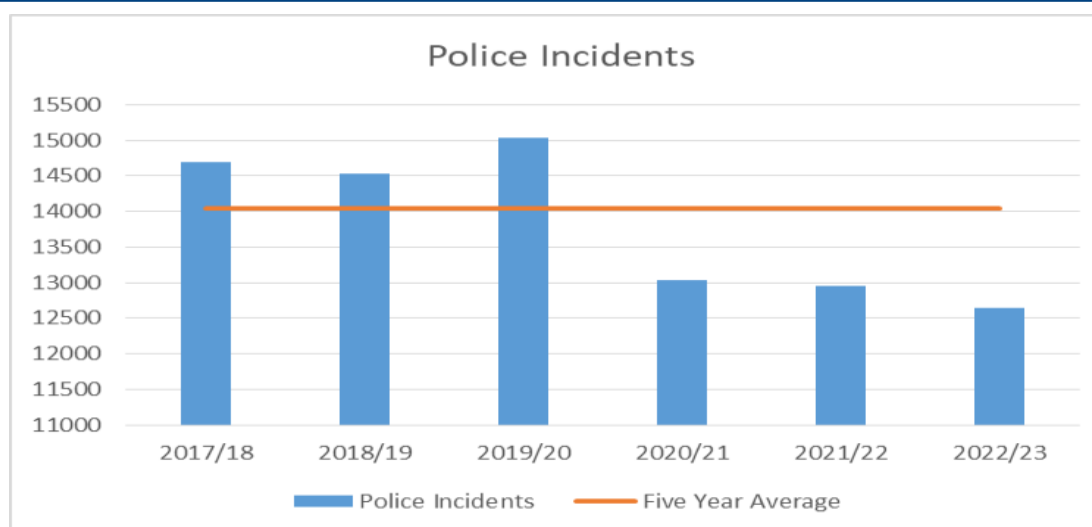
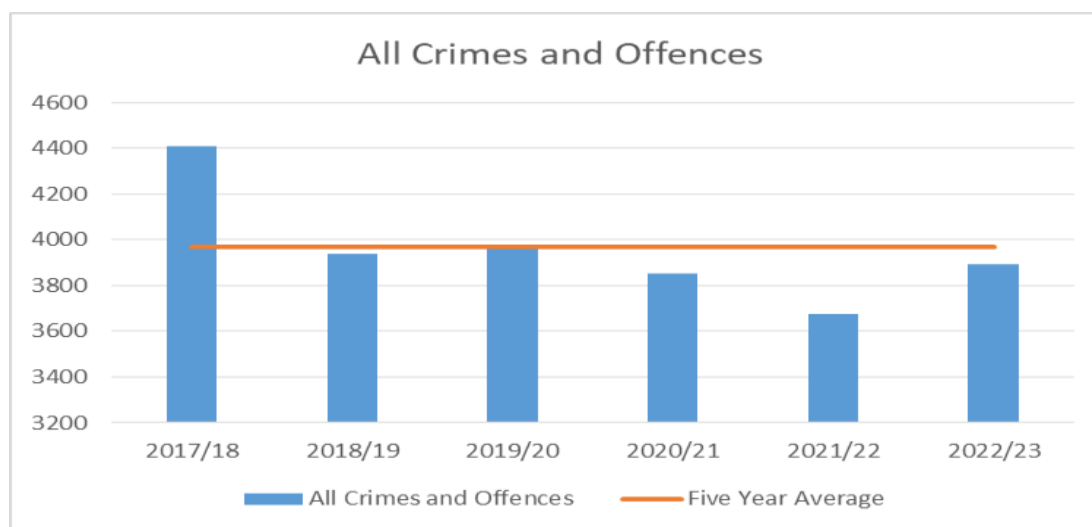
## POLICE SCOTLAND'S POLICING PRIORITIES 2021-2022

- Protecting vulnerable people
- Working with communities
- Tackling crime in the digital age
- Support for operational policing

## DEMAND ANALYSIS - \*

PYTD - PREVIOUS YEAR TO DATE CYTD - CURRENT YEAR TO DATE

CRIME	PYTD *	CYTD *	INCIDENTS	PYTD	CYTD
Total Crimes & Offences	3,675	3,895	Total number of incidents	12,950	12,648



The volume of recorded crime and offences has fallen by 1.9% on the five year average, however has increased by 6.0% on the previous year. Crime categories have which increased in recorded volume against the previous five year average are crimes of violence, sexual crimes, crimes of dishonesty and crimes of fire-raising and malicious mischief. These have risen by 26.5%, 19.5%, 7.2% and 3.9% respectively, compared to the five year averages.

Meanwhile Group 5 crimes, miscellaneous offences and offences relating to motor vehicles all fell by margins of between 0.8% and 13.1%, as compared to five year averages.

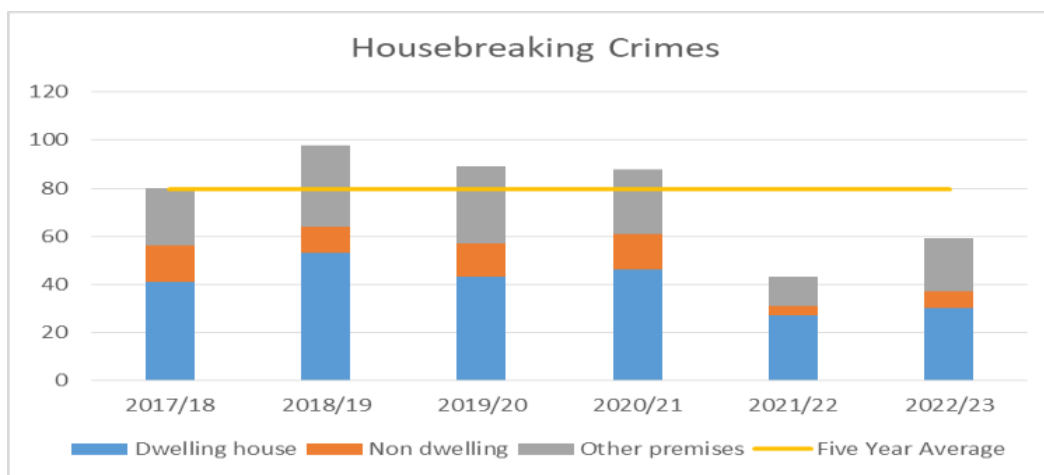
## ONLINE & CYBERCRIME - DATA OVERVIEW

### CONTEXT:



Analysis identified a minimum of 53 cybercrimes in the reporting period in Renfrewshire, a decrease from 91 in the last reporting year. 66% of these related to online fraud and other financially motivated crimes.

## ACQUISITIVE CRIME — DATA OVERVIEW



194 shoplifting crimes have been recorded – a 1.1% decrease on the five year average. Meanwhile, the detection rate fell by 10.8 percentage points on the previous five year average to 60.8% in the current reporting year. It is highly likely that crimes of shoplifting will increase in the coming months due to the cost of living crisis.



Housebreaking crimes (including attempts) fell by 25.9% on the five year average, to a total of 59 crimes. The detection rate is 23.7%, 3.6 percentage points above the five year average rate.



Motor vehicle crimes fell by 41.6% on the five year average, to a total of 69 crimes. Theft from insecure motor vehicles currently accounts for the highest proportion of all sub-categories of motor vehicle crime. The MV crime detection rate is 50.7%, an increase of 21.3 percentage points on the five year average rate.



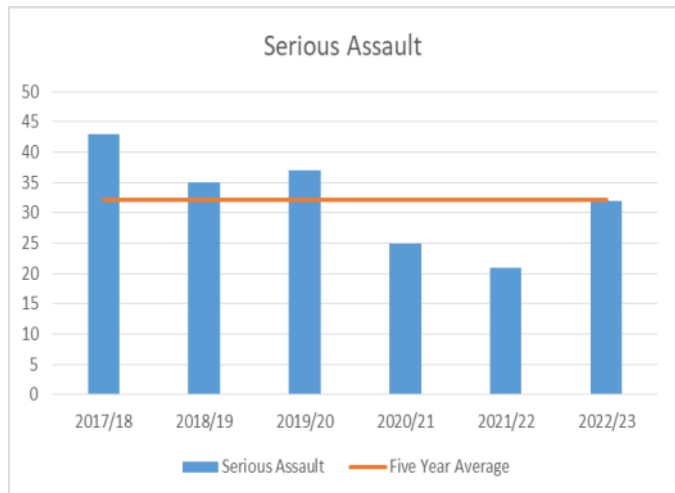
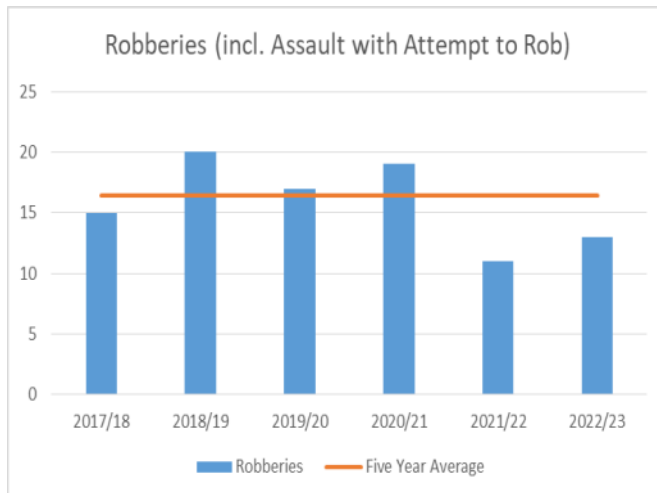
4 doorstep/bogus crimes have been recorded in the reporting period, with victims often being elderly. Only one of these crimes have been detected at the current time. Crimes typically involved suspects failing to undertake work on gardens and dwelling houses after accepting payment for same.

## COUNTER TERRORISM & DOMESTIC EXTREMISM

The current threat to the UK from terrorism is SUBSTANTIAL—meaning that an attack is likely.

# ANTISOCIAL BEHAVIOUR, VIOLENCE & DISORDER - DATA OVERVIEW

1 APRIL 2022 TO 30 JUNE 2022 - OBJECTIVE: Reduce the number of victims of violent crime



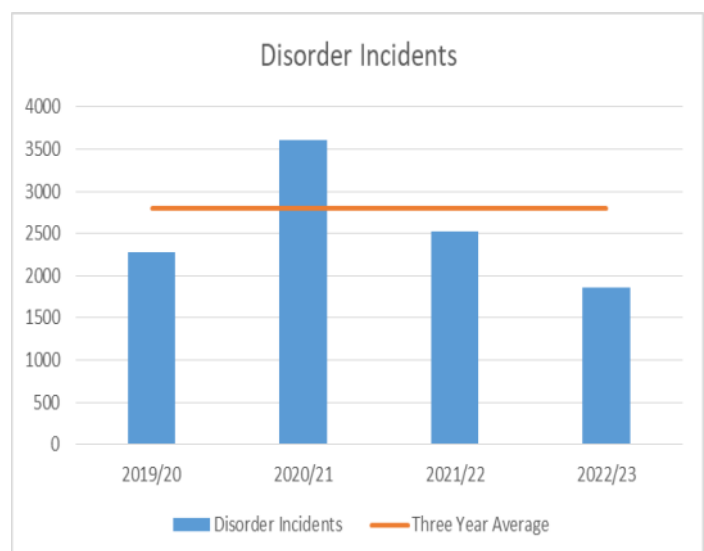
86 Group 1 crimes of violence have been recorded, an increase of 26.5% compared to the previous five year average. One murder and four attempted murders have been recorded, compared to a five year average of 1.8 and 4, respectively. Meanwhile, serious assaults have fallen by 0.6% to a total of 32 crimes, compared to a five year average of 32.2. Robberies have fallen from a five year average of approximately 16 crimes, to 13 (-20.7%). The overall detection rate for Group 1 crimes of violence is 52.3%, compared to the five year average rate of 75.0%.

There were 454 recorded common assaults in the reporting period, of which 43 targeted police officers and other emergency workers. The total number of common assaults increased by 6.4% on the previous five year average (22 more victims). The detection rate for minor violence in 2022/23 is 68.9%, compared to a five year average of 70.4%.

35 wilful fireraising crimes have been recorded, a significant increase on the preceding five year average (n=25). The current detection rate is 31.4%, compared to the five year average rate of 21.6%. Wheelie bins and motor vehicles were the most common objects/property involved in wilful fireraising crimes, featuring in 24% and 22% of reported crimes, respectively. The wilful fireraising of derelict properties has seen an increase, accounting for almost 10% of reported crimes.

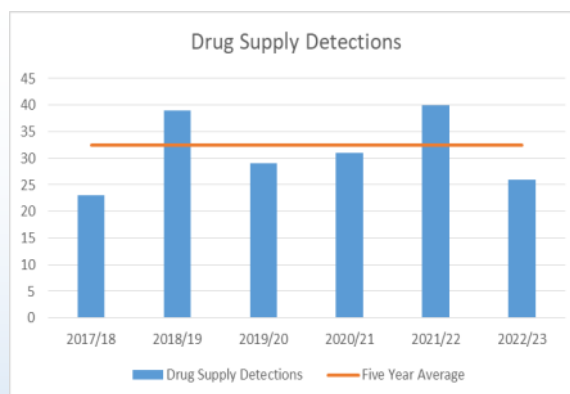
## Antisocial Behaviour

Public complaints regarding disorder fell by 26.3% against the previous year, to a total of 664 incidents. This is almost certain to be due to the further easing of COVID-19 restrictions and the associated decline in public reports of actual or perceived breaches of rules designed to slow the spread of the virus.



## SERIOUS ORGANISED CRIME - DATA OVERVIEW

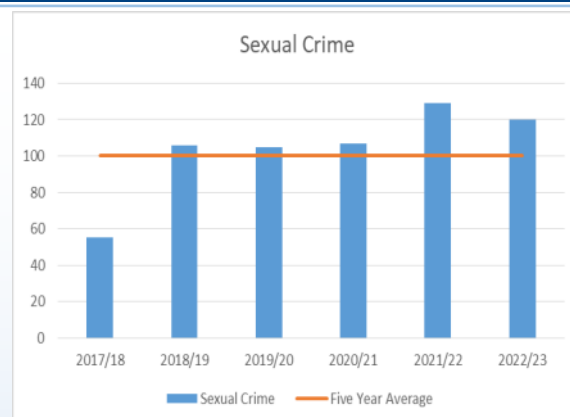
In the reporting period, there were 26 detections for drug supply, production and cultivation offences—a decrease of 19.8% on the previous five year average. Meanwhile, the detection rate for all recorded drug supply offences was 89.7%, a decrease of 8.5 percentage points on the five year average.



Commodity seizures included heroin, cocaine and cannabis. Proactive work is carried out on a daily basis by teams based within Renfrewshire, supported by Divisional teams, which specifically target the Serious and Organised Crime groups, one of which predominantly impacts on Renfrewshire. Enforcement activity is intelligence led to ensure the right people are being targeted in the right places. We continue to gather intelligence for further enforcement action in Renfrewshire and it remains a priority for officers to carry out intelligence led patrols ensuring that individuals involved in the possession and supply of controlled drugs are proactively engaged, subsequently leading to obtaining and executing search warrants.

## PROTECTING PEOPLE AT RISK FROM HARM - DATA OVERVIEW

Reported sexual crimes increased by 19.5% on the previous five year average, to a total of 120 crimes. The detection rate for sexual crime is 81.7%, an increase of 18.5 percentage points on the five year average. 35% of these crimes involved non-recent reporting—with a large proportion of non-recent reports involving child victims. With victims aged 11-15 years accounting for over 33% of all sexual crimes recorded. 23% of recorded sexual crimes were cyber-enabled in nature.



### MISSING PEOPLE

There were 265 recorded missing persons incidents, an increase of 143.1% on the previous year. Over 18% of the total number of incidents relating to the top five most frequent missing persons within Renfrewshire, all of whom were young people aged under 19 years. Overall, around 86% of all missing persons in Renfrewshire belonged in this age category. Young Persons' Units continue to feature predominantly amongst the most common locations for missing persons incidents (44%).

Over 70% of all missing people were traced within 24 hours. Less than two percent of incidents involved people being missing for over one week.

Children's Homes continue to feature as locations with high numbers of missing persons incidents, with well over three-quarters of all recorded people being aged under 20 years (a slightly higher proportion to that noted in the previous year). Over 48% of all missing people were traced within 12 hours.

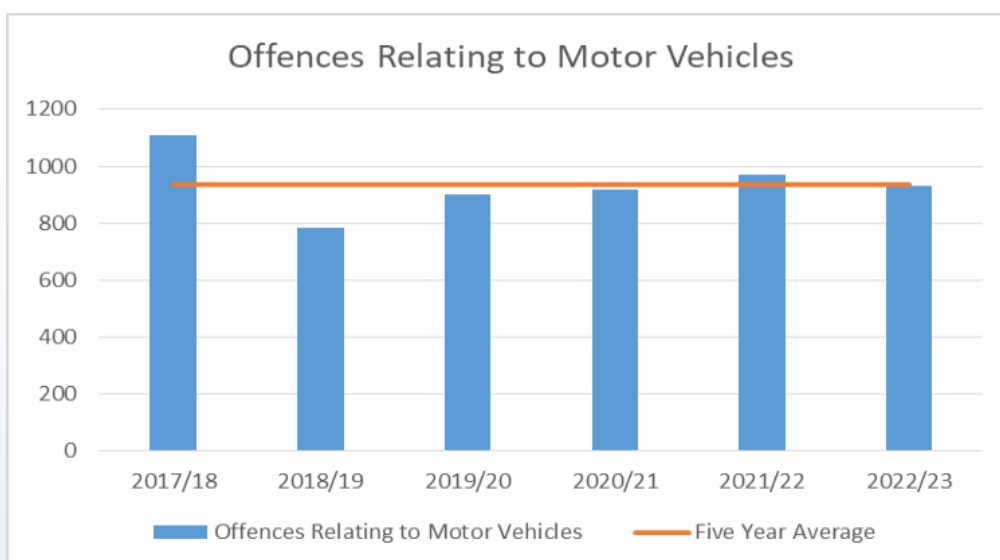


## ROAD SAFETY & ROAD CRIME - DATA OVERVIEW

**PRIORITY: REDUCE THE NUMBER OF PERSONS KILLED OR INJURED ON OUR ROADS**

Road Traffic Casualties		2021/22	2022/23
	Number of persons killed on our roads	0	0
	Number of persons seriously injured	11	8
	Number of persons slightly injured	25	18
	Number of children seriously injured	0	2

Road Traffic Data from 01/04/2022 to 30/06/2022



No road fatalities occurred in the reporting period—no change on the previous year. Meanwhile, serious road injuries fell by 27.3% with slight road injuries also falling by 28%. No children have been killed on Renfrewshire's roads. While there were two serious road injuries involving children, this remains two fewer than occurred in the previous year.

Overall, offences relating to vehicles fell by 0.8% on the previous five year average, to a total of 42. This included a drop in speeding offences, disqualified driving offences and careless driving. Meanwhile, the detection rate for offences relating to motor vehicles fell from a five year average of 89.5% to 86.3%.



# PUBLIC CONFIDENCE: COMPLAINTS & USER SATISFACTION

## COMPLAINTS ABOUT THE POLICE

From 01/04/2022– 30/06/2022

Allegation Category and Type	PYTD	YTD	% change from PYTD
<b>On Duty - TOTAL</b>	<b>111</b>	<b>51</b>	<b>-54.1%</b>
Assault	6	1	-83.3%
Corrupt Practice	6	0	-100.0%
Excessive Force	7	10	42.9%
Incivility	24	13	-45.8%
Irregularity in Procedure	63	23	-63.5%
Neglect of Duty	2	1	-50.0%
Oppressive Conduct/Harassment	1	0	-100.0%
Other - Criminal	0	1	x
Other - Non Criminal	2	1	-50.0%
Unlawful/Unnecessary Arrest or Detention	0	1	x
<b>Quality Of Service - TOTAL</b>	<b>21</b>	<b>22</b>	<b>4.8%</b>
Policy/Procedure	2	2	0.0%
Service Delivery	7	7	0.0%
Service Outcome	12	13	8.3%
<b>Grand Total</b>	<b>132</b>	<b>73</b>	<b>-44.7%</b>

A total of 73 complaints have been made in the reporting period, equating to 39.5 complaints per 10,000 police incidents. A total of 51 on-duty allegations were made in the reporting period (compared to a three year average of 69.7). A total of 22 allegations were made in relation to quality of service in the reporting period, below the previous three year average of 19.3.