

Renfrewshire

Performance Summary Report

Reporting Period: 01/04/22- 30/11/22



Total Crime



-5.5%



10,066 Crimes

Incidents
Recorded

-12.1%



29,713

Common Assault

-3.3%



1,127

Overall Dishonesty

+2.8%



2,149

Domestic Abuse
Incidents

-6.8%



1,203

Violent Crime

-4.6%



1,256

Sexual Crime

-3.7%



266

Road Deaths and
Serious Injuries

-0.9%*



106 *on PYTD

Disorder Complaints

-29.7%*



4,044 *on four year average

Missing People

+45%*



522 *on PYTD

Counter Terrorism



The National Terrorism Threat level is SUBSTANTIAL. This means that an attack is likely.

Housebreaking

-40.1%



137

*All data provided is for the period 1 April 2022—30 November 2022 unless otherwise stated. Comparisons are made against the previous five year average unless otherwise stated. All statistics are provisional and should be treated as management information. All data have been extracted from Police Scotland internal systems and are correct as of 05/12/2022.

Renfrewshire

Performance Summary Report

Reporting Period:
1 Apr 2022 to 30 November 2022



SECTION	PAGE NUMBER
Introduction	2
Executive Summary	3
Demand Analysis	4
Online and Cybercrime	5
Acquisitive Crime	5
Counter Terrorism & Domestic Extremism	5
Antisocial Behaviour, Violence & Disorder	6
Serious Organised Crime	7
Protecting People at Risk of Harm	7
Road Safety & Road Crime	8
Public Confidence - Complaints & Allegations	9

Introduction

I am pleased to present this report to the Police Fire and Rescue Committee for its information and consideration.





Please note that all data included in this report are management information and not official statistics.

All data are sourced from Police Scotland internal systems and are correct as of date of publication.

Unless stated otherwise numerical comparisons are against the previous five year average for the same data period specified.

RENFREWSHIRE POLICING PRIORITIES 2018-2022

- 1 Drug dealing and drug misuse
- 2 Violence and antisocial behaviour
- 3 Dishonesty
- 4 Road Safety

PRIORITY AREA	EXECUTIVE SUMMARY
Drug supply and misuse 	<p>Drug dealing and misuse continues to be a priority area for our attention in Renfrewshire, as communities tell us they are concerned about the harm caused. Due to the continued focus and proactivity on the issue, there has been an increase of 23.2% in the number of detected drug supply offences, compared to the previous five year average. In the reporting period, a total of 101 crimes have been reported to the Crown. We continue to gather intelligence for further enforcement action in Renfrewshire.</p>
Violence & ASB 	<p>Overall, recorded violent crime has fallen by 4.6% on the five year average, with crimes also remaining 0.4% on the previous year. Common assaults (including on police officers and other emergency workers) have fallen by 3.3%, while serious assaults have decreased by 7.6%. Meanwhile, public complaints of disorder have fallen by 29.7% on the previous four year average.</p>
Dishonesty 	<p>Overall crimes of dishonesty have risen by 2.8% on the previous five year average, predominantly being driven by a rise in common theft and fraud. Most other forms of acquisitive crime have fallen, with housebreaking crime, for example, decreasing by 40.1% (with a drop in all sub-types of housebreaking crime, meaning there have been fewer dwelling house, outbuilding, and commercial/public building house-breaking crimes). Acquisitive crimes targeting motor vehicles are also down by 38.3%.</p>
Road Safety 	<p>Road injuries and deaths have decreased by 0.9% on the previous year, to a total of 106 (two road deaths, 39 serious injuries and 65 slight injuries). No children have been killed in road collisions in the current year, though five have been seriously injured—a rise of three on the previous year.</p>

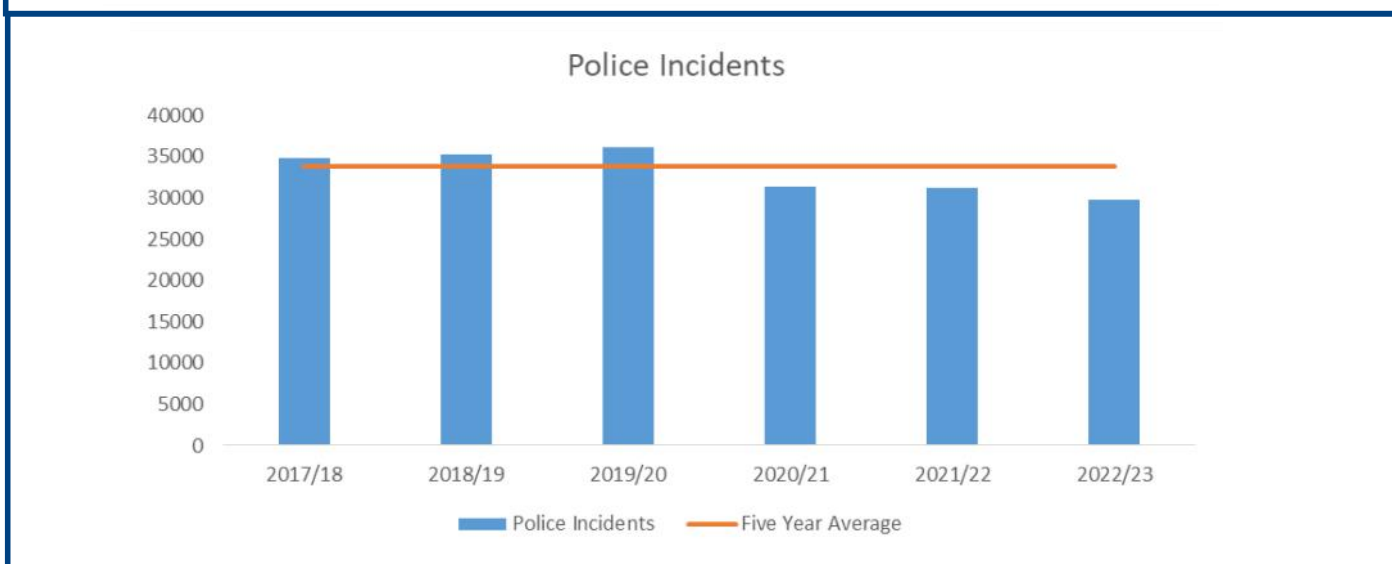
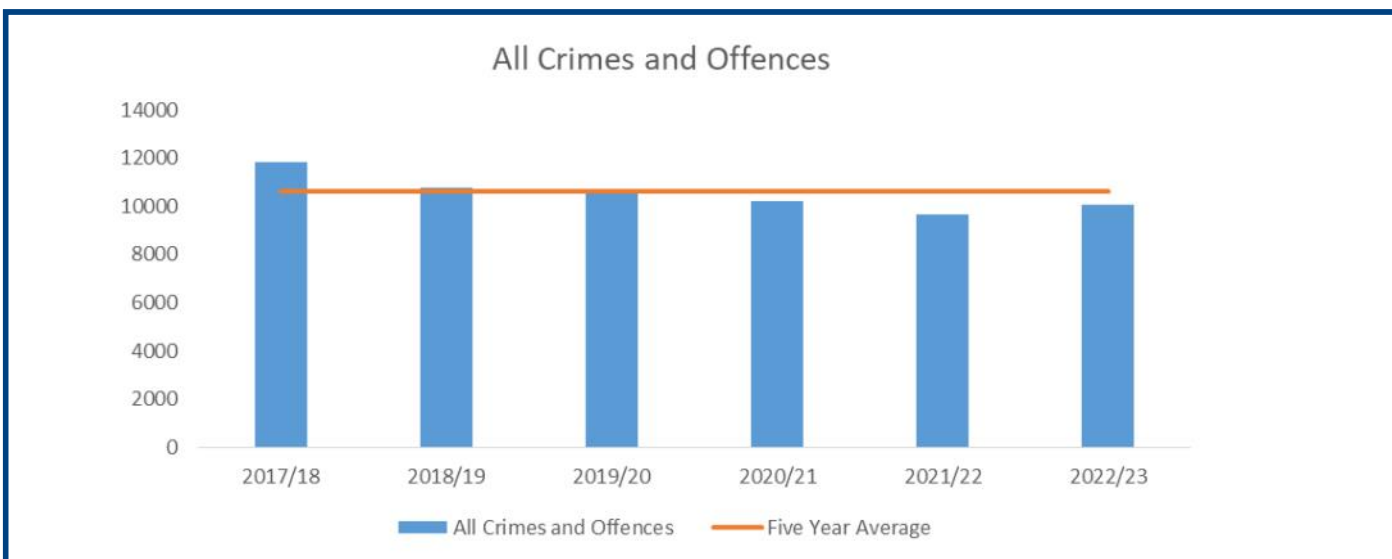
POLICE SCOTLAND'S POLICING PRIORITIES 2021-2022

- Protecting vulnerable people
- Working with communities
- Tackling crime in the digital age
- Support for operational policing

DEMAND ANALYSIS - *

PYTD - PREVIOUS YEAR TO DATE CYTD - CURRENT YEAR TO DATE

CRIME	PYTD *	CYTD *	INCIDENTS	PYTD	CYTD
Total Crimes & Offences	6,149	6,373	Total number of incidents	21,912	20,907



The volume of recorded crime and offences has increased by 3.9% on the previous year, they have fallen by 5.5% on the five year average. The drop in overall recorded crime and offences on the previous five year average can be attributed to a decrease in recorded non-violent sexual offences, fireraising and malicious mischief, miscellaneous offences, and offences relating to motor vehicles. Meanwhile, non-sexual crimes of violence have risen against five year average figures (predominantly as a result of a rise in crimes of threats and extortion, many of which are cyber-enabled), as have reported crimes of dishonesty and other (pro-activity) crimes.

ONLINE & CYBERCRIME - DATA OVERVIEW

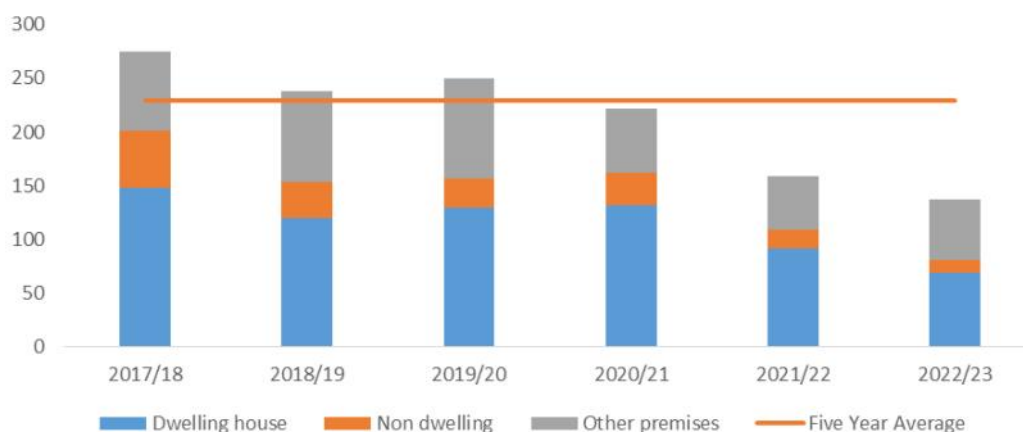
CONTEXT:



Analysis identified a minimum of 343 cybercrimes in the reporting period in Renfrewshire, suggestive of a rise of over 18% on the previous year. Around 80% of identified cybercrimes fell into one of the following three categories: threatening and abusive communications offences; fraud; and threats and extortion.

ACQUISITIVE CRIME — DATA OVERVIEW

Housebreaking Crimes



522 shoplifting crimes have been recorded – a decrease of 6.5% on the five year average. Meanwhile, the detection rate fell by 10.5 percentage points on the previous five year average to 60.3% in the current reporting year.



Housebreaking crimes (including attempts) fell by 40.1% on the five year average, to a total of 137 crimes. The detection rate is 20.4%, 2.9 percentage points below the five year average rate. Slightly over half of recorded HB crimes involved dwelling houses being targeted.



Motor vehicle crimes fell by 38.3% on the five year average, to a total of 180 crimes. 43% of these crimes related to theft of motor vehicles. The MV crime detection rate is 40.6%, an increase of 13.8 percentage points on the five year average rate. There have been 37 detections for the theft of motor vehicles.



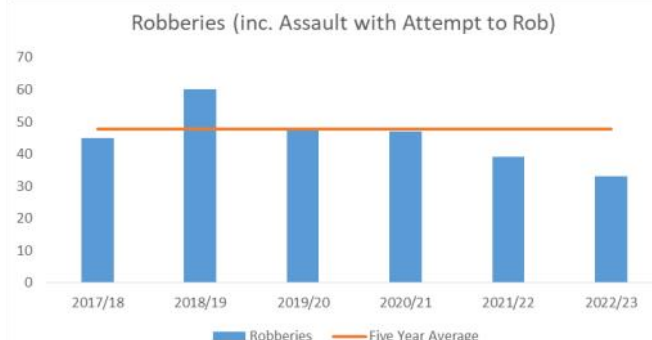
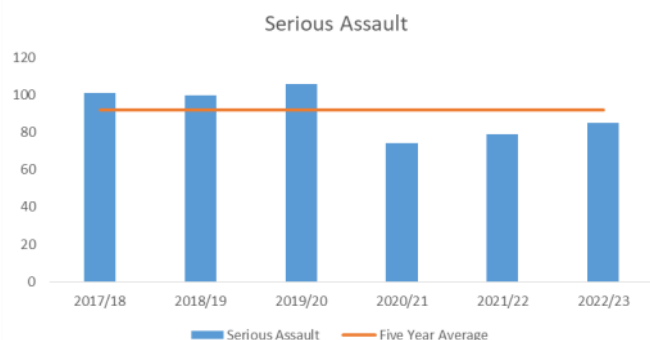
Nine doorstep/bogus crimes have been recorded in the reporting period, one fewer than recorded in the same period in the previous year. Three crimes reported in the current year have been detected.

COUNTER TERRORISM & DOMESTIC EXTREMISM

The current threat to the UK from terrorism is SUBSTANTIAL—meaning that an attack is likely.

ANTISOCIAL BEHAVIOUR, VIOLENCE & DISORDER - DATA OVERVIEW

1 APR 2022 TO 30 NOV 2022 - OBJECTIVE: Reduce the number of victims of violent crime



214 Group 1 non-sexual crimes of violence have been recorded, an increase of 10.7% compared to the previous five year average. This rise predominantly being due to an increase in crimes of threats and extortion (up from a five year average of around seven crimes to 38 in the current year).

One murder and ten attempted murders have been recorded, with a drop in the number of murders but slight rise in the number of attempted murders as compared to previous five year average figures. Meanwhile, fewer robberies and serious assaults have been recorded as compared to the five year average.

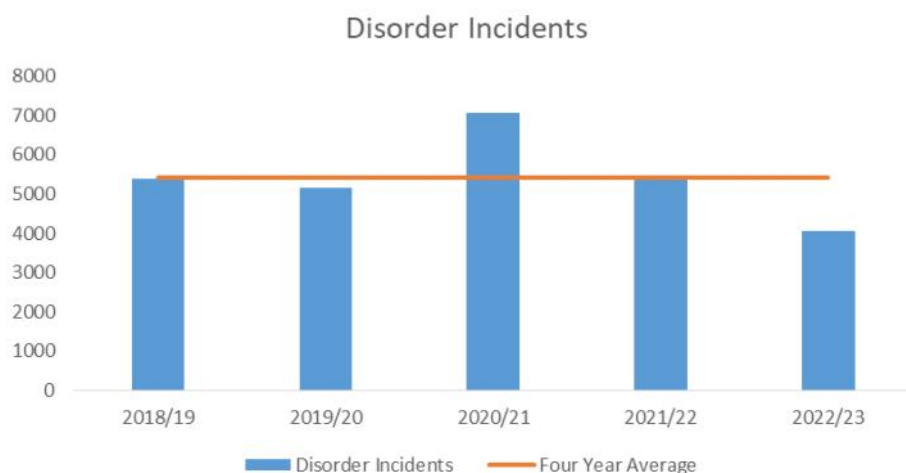
The murder and attempted murder detection rate is 100%, while the serious assault and robbery detection rates stand at 63.5% and 54.5% respectively.

1,127 common assaults were recorded in the current year, of which 12% targeted police officers and other emergency workers. Recorded common assault figures are down by 3.3% on the five year average, while the detection rate is 68.9%, compared to a five year average rate of 69.9%.

85 wilful fireraising crimes have been recorded, a rise of 13.9% on the five year average. However, crimes within the current reporting year are following a decreasing trend and figures in the recent period have been relatively low. The detection rate is 16.5%, a drop of 4.7 percentage points.

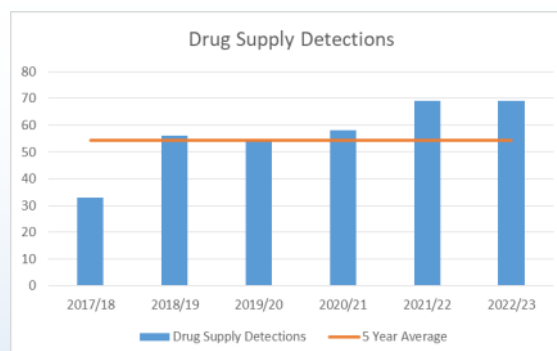
Antisocial Behaviour

Public complaints regarding disorder fell by 29.7% against the previous four year average and by 25.1% against the same period last year. 4,044 complaints relating to disorder have been reported in the current year.



SERIOUS ORGANISED CRIME - DATA OVERVIEW

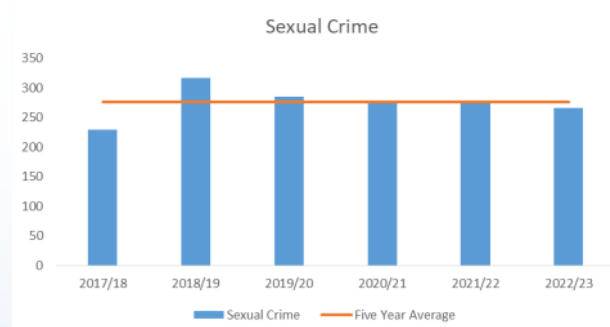
In the reporting period, there were 69 detections for drug supply, production and cultivation offences—an increase of 27.3% on the previous five year average. Meanwhile, the detection rate for all recorded drug supply offences was 121.1%, an increase of 30.1 percentage points on the five year average.



Commodity seizures included Etizolam, cocaine and cannabis. Proactive work is carried out on a daily basis by teams based within Renfrewshire, supported by Divisional teams, which specifically target the Serious and Organised Crime groups, two of which predominantly impact on Renfrewshire. Enforcement activity is intelligence led to ensure the right people are being targeted in the right places. We continue to gather intelligence for further enforcement action in Renfrewshire and it remains a priority for officers to carry out intelligence led patrols ensuring that individuals involved in the possession and supply of controlled drugs are proactively engaged, subsequently leading to obtaining and executing search warrants.

PROTECTING PEOPLE AT RISK FROM HARM - DATA OVERVIEW

Reported sexual crimes fell by 3.7% on the previous five year average, to a total of 266. Recorded rape and attempted rape have fallen by 24.2% on the five year average. The detection rate has risen by over 15 percentage points to 72.6%. Nearly 20% of sexual crimes recorded in Renfrewshire in the current reporting year have involved non-recent reporting, i.e. the crime occurred more than one year prior to the date of being reported to Police.



MISSING PEOPLE

There were 522 recorded missing persons incidents, an increase of 45% on the previous year. Nearly 13% of the total number of incidents related to the top five most frequent missing persons within Renfrewshire, all of whom were young people aged 16 years or under. Overall, around 80% of all missing persons in Renfrewshire were aged under 19 years or under. Young Persons' Units continue to feature predominantly amongst the most common locations for missing persons incidents (41%).

Nearly three quarters of all missing people were traced within 24 hours, and half of all missing people being traced within 12 hours. Less than three percent of incidents involved people being missing for a week or more.

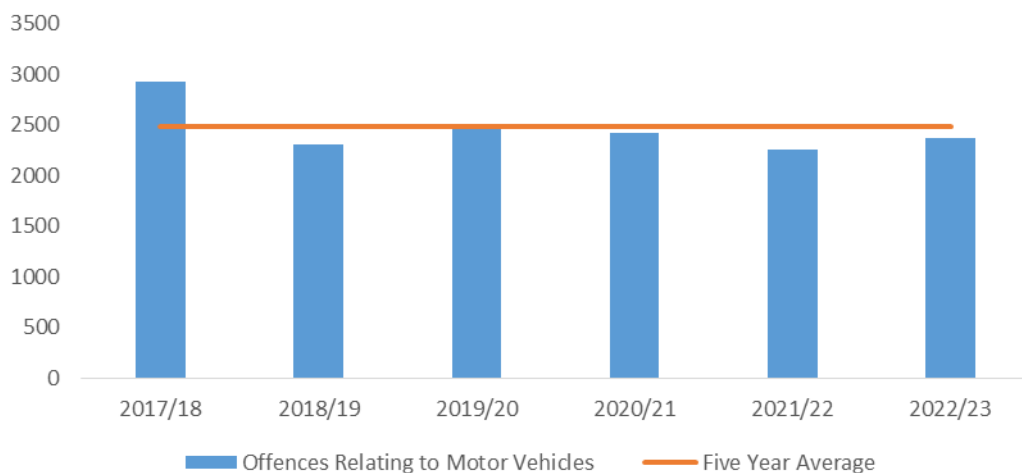
ROAD SAFETY & ROAD CRIME - DATA OVERVIEW

PRIORITY: REDUCE THE NUMBER OF PERSONS KILLED OR INJURED ON OUR ROADS

Road Traffic Casualties		2021/22	2022/23
	Number of persons killed on our roads	3	2
	Number of persons seriously injured	33	39
	Number of persons slightly injured	71	65
	Number of children seriously injured	2	5

Road Traffic Data from 01/04/2022 to 30/11/2022

Offences Relating to Motor Vehicles



Two road fatalities occurred in the reporting period—one fewer than occurred in the same period last year. However, serious road injuries rose by 18.2%, to a total of 39 in the current year (an increase of six on the previous year). Slight road injuries fell from 71 in the previous year to 65 in the current. Overall, one fewer road fatality/injury occurred in the current year.

While there have been no road fatalities involving children in the current year, five children have been seriously injured in road collisions, three more than recorded in the previous year.

PUBLIC CONFIDENCE: COMPLAINTS & USER SATISFACTION

COMPLAINTS ABOUT THE POLICE

From 01/04/2022– 30/11/2022

Allegation Category and Type	PYTD	YTD	% change from PYTD
On Duty - TOTAL	232	151	-34.9%
Assault	13	8	-38.5%
Corrupt Practice	8	0	-100.0%
Discriminatory Behaviour	5	0	-100.0%
Excessive Force	21	15	-28.6%
Incivility	52	32	-38.5%
Irregularity in Procedure	114	79	-30.7%
Neglect of Duty	2	1	-50.0%
Oppressive Conduct/Harassment	8	3	-62.5%
Other - Criminal	1	2	100.0%
Other - Non Criminal	6	0	-100.0%
Traffic Irregularity/Offence	1	3	200.0%
Unlawful/Unnecessary Arrest or Detention	1	8	700.0%
Quality Of Service - TOTAL	59	68	15.3%
Policy/Procedure	7	13	85.7%
Service Delivery	22	15	-31.8%
Service Outcome	30	40	33.3%
Grand Total	291	219	-24.7%

A total of 219 allegations have been made in the current reporting year—a decrease of nearly a quarter on the same period last year. There were 151 ‘On Duty’ allegations and 68 ‘Quality of Service’ allegations.