


Johnstone and the Villages Local Area Committee

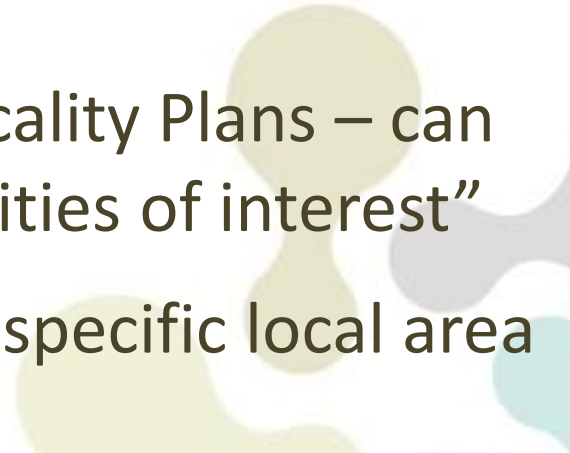
Local Outcome Improvement Plan, Locality Plans and Local Area Committee Review



Local Outcome Improvement Plan

- 10 year plan
 - Replaces Community Plan 2013 – 2023 and Single Outcome Agreement
 - Renfrewshire – wide, focusing on improving outcomes and reducing inequalities
 - Published by 1st October 2017
 - Key task of “understanding local needs” – role for LACS and individual community organisations
- 

Locality Plans

- Identifies communities where the outcomes (e.g. Life expectancy, health, unemployment, crime etc.) are significantly poorer than elsewhere in Scotland/ Renfrewshire
 - Communities 10,000 – 30,000
 - Small (but not fixed) number of Locality Plans – can be geographical areas or “communities of interest”
 - Focus on reducing inequalities in a specific local area by improving outcomes
- 

Timetable

February/March

- Initial community conversation, followed up by social media
- Community Planning Partnership Strategic Needs Assessment

June

- Area –based community planning events

July-September

- Local Outcome Improvement Plans and Locality Plans draft

September

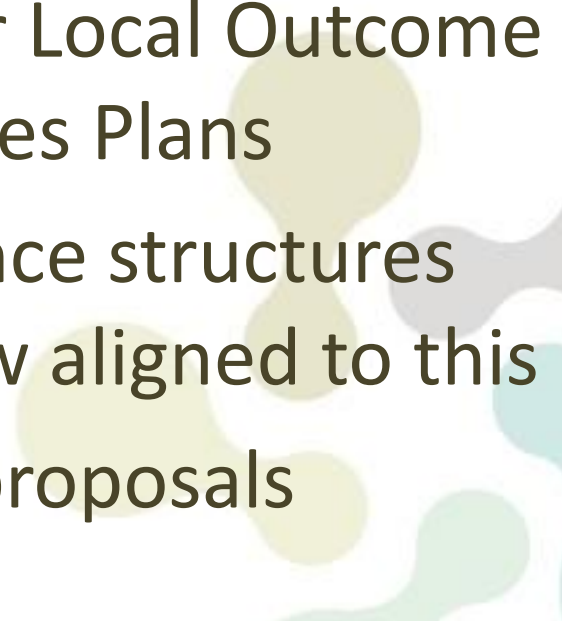
- Plans finalised and approved

**1st October
2017**

- Publication

Local Area Committee Review

Looking for opportunities to:

- Enhance local engagement and influence on decisions and service delivery
 - Enhance capacity of Renfrewshire Community Planning Partnership to deliver Local Outcome Improvement Plan and Localities Plans
 - Community planning governance structures agreed in Dec 2016, LAC review aligned to this
 - Initial discussion at next LAC, proposals developed by October 2017
- 

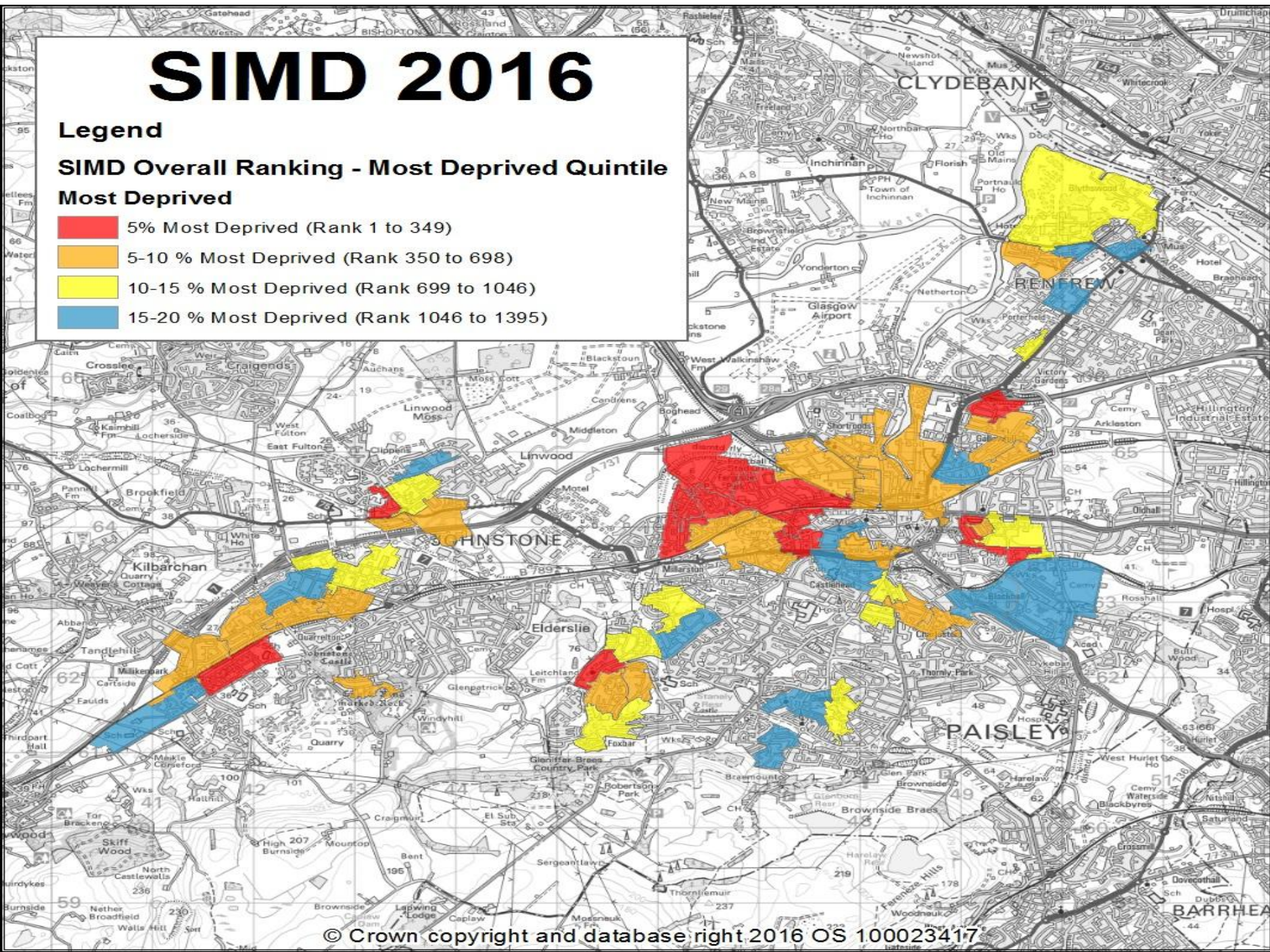
SIMD 2016

Legend

SIMD Overall Ranking - Most Deprived Quintile

Most Deprived

- 5% Most Deprived (Rank 1 to 349)
- 5-10 % Most Deprived (Rank 350 to 698)
- 10-15 % Most Deprived (Rank 699 to 1046)
- 15-20 % Most Deprived (Rank 1046 to 1395)



What our information tells us

- **Greatest inequality of outcomes in Johnstone and the Villages LAC:**

Johnstone – c 5,000

- **And elsewhere in Renfrewshire:**

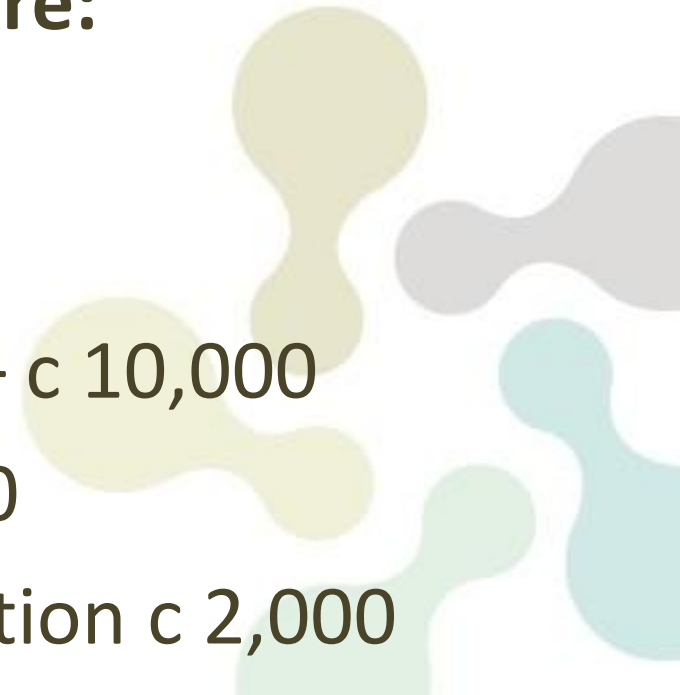
Linwood – c 5,000

Paisley North – c 7,000

Paisley North West/Ferguslie – c 10,000

Gallowhill – population c 3,000

Renfrew West/North – population c 2,000



What our information tells us

- Health is a key driver of deprivation in Renfrewshire.
- More areas in Renfrewshire are health deprived than in Scotland as a whole and the difference has increased over time.

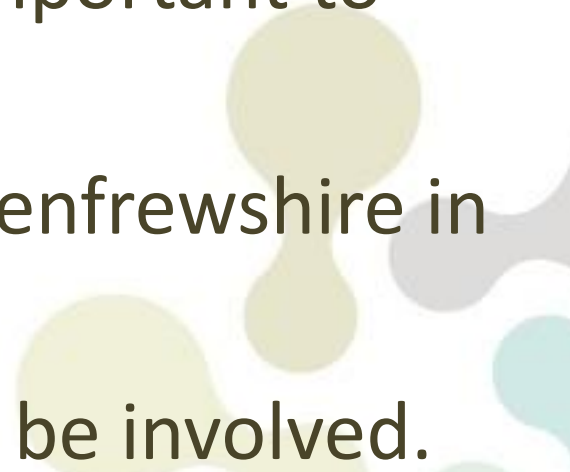


Your views

- Does our information identify the communities and outcomes we most need to improve?
- Are there any other local factors we need to consider?



Your views

- How do you/your organisation want to be involved in developing and implementing the Local Outcome Improvement Plan and Locality Plans?
 - What are the things that are important to you?
 - What is your vision/hope for Renfrewshire in 10 years?
 - How do we make sure you can be involved.
- 

To continue the conversation

Contact:

communityplanning@renfrewshire.gov.uk to

- Provide feedback
- Arrange a visit
- Further information

