

Renfrewshire

Performance Summary Report

Reporting Period: 01/04/21 - 31/08/21



Total Crime



-12.2%



6,260 Crimes

Incidents
Recorded

-9.7%



21,849

Common Assault

-7.9%



694

Overall Dishonesty

-11.7%



1,161

Domestic Abuse

-8.2%



877

Overall Violent
Crime

-9.9%



766

Sexual Crime

+10.4%



179

Road Deaths and
Serious Injuries

-13.3%*



13 *compared to PYTD

Disorder Complaints

-23.8%*



4,160 *compared to PYTD

Missing People

+20.1%



920 *compared to PYTD

Counter Terrorism



The National Terrorism Threat level is Substantial. This means that an attack is likely.

Housebreaking

-36.8%



96

*All data provided is for the period 1 Apr - 31 Aug unless otherwise stated. Comparisons are made against the previous five year average unless otherwise stated. All statistics are provisional and should be treated as management information. All data have been extracted from Police Scotland internal systems and are correct as of 29/09/2021.

Renfrewshire

Performance Summary Report

Reporting Period:
1 Apr 2021 to 31 Aug 2021



SECTION	PAGE NUMBER
Introduction	2
Executive Summary	3
Demand Analysis	4
Online and Cybercrime	5
Acquisitive Crime	5
Counter Terrorism & Domestic Extremism	5
Antisocial Behaviour, Violence & Disorder	6
Serious Organised Crime	7
Protecting People at Risk of Harm	7
Road Safety & Road Crime	8
Public Confidence - Complaints & Allegations	9

Introduction

I am pleased to present this report to the Police Fire and Rescue Committee for its information and consideration.





Please note that all data included in this report are management information and not official statistics.

All data are sourced from Police Scotland internal systems and are correct as of date of publication.

Unless stated otherwise numerical comparisons are against the previous five year average for the same data period specified.

RENFREWSHIRE POLICING PRIORITIES 2018-2022

- 1 Drug dealing and drug misuse
- 2 Violence and antisocial behaviour
- 3 Dishonesty
- 4 Road Safety

PRIORITY AREA	EXECUTIVE SUMMARY
Drug supply and misuse 	<p>Drug dealing and misuse continues to be a priority area for our attention in Renfrewshire as communities tell us they are concerned about the harm caused. Continued focus and proactivity on the issue has contributed to our detections for drug supply increasing by over eight percent on the previous five year average. We continue to gather intelligence for further enforcement action in Renfrewshire, however we manage this from a Divisional perspective as criminals do not recognise Local Authority boundaries.</p>
Violence & ASB 	<p>The volume of recorded overall violent crime has fallen by 3.8% on the previous year, and by 9.9% against the previous five year average. This equates to 84 fewer victims of violence in Renfrewshire. Violence against emergency workers has fallen from a five year average of 113.8 to 102 (a decrease of 10.4%). Meanwhile, reported disorder has fallen by 23.8% on the previous year, while ASB communications are down by 20.2% on the previous year and by 1.1% on the five year average.</p>
Dishonesty 	<p>Housebreaking crimes have fallen by 36.8% against the previous five year average, to a total of 96 crimes. Meanwhile, motor vehicle crime has fallen by 5.8% against the five year average. Fraud continues to be one of the few crimes of dishonesty for which an increase has been recorded—with reported crimes rising 60.2% above the five year average to a total of 181 crimes. Many of these continue to be cyber-enabled, with phishing and vishing scams and internet order fraud increasingly being reported by members of the public.</p>
Road Safety 	<p>13 serious road injuries (two fewer than the previous year) and 24 slight road injuries (four fewer than the same period in 2020) have been recorded year-to-date. There were no road fatalities in Renfrewshire in the reporting period—no change on the previous year.</p>

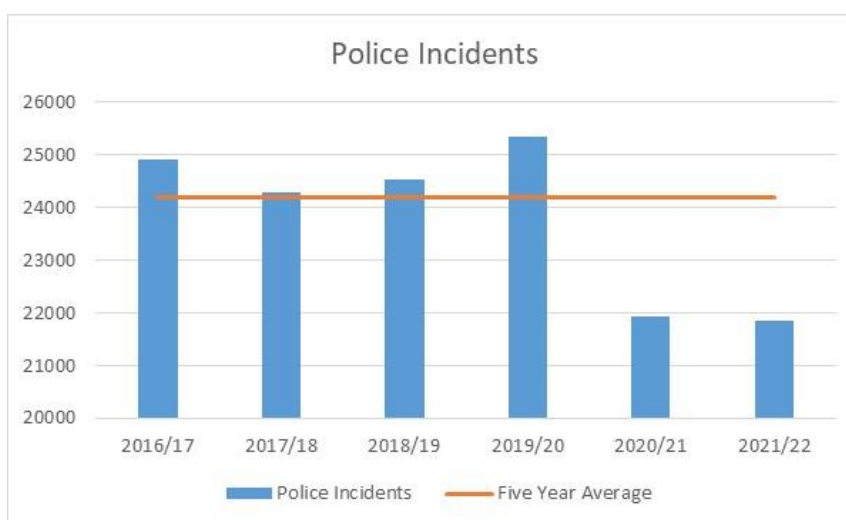
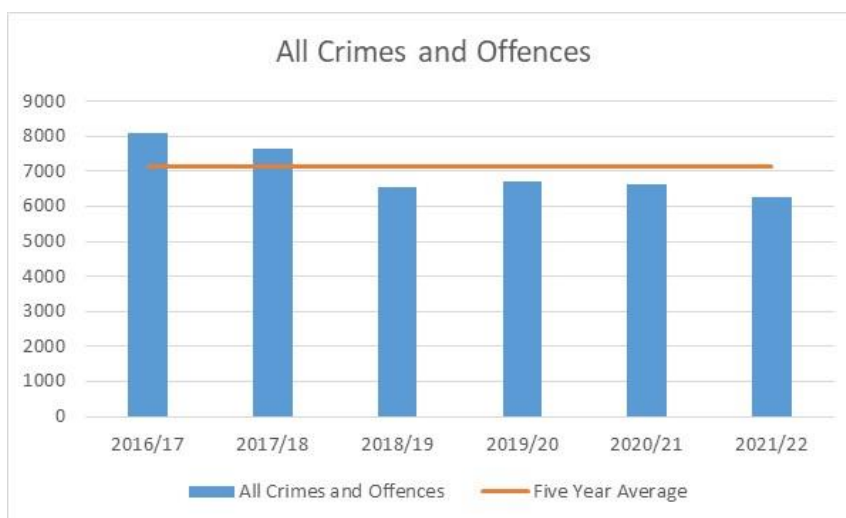
POLICE SCOTLAND'S POLICING PRIORITIES 2021-2022

- Protecting vulnerable people
- Working with communities
- Tackling crime in the digital age
- Support for operational policing

DEMAND ANALYSIS - *

PYTD - PREVIOUS YEAR TO DATE CYTD - CURRENT YEAR TO DATE

CRIME	PYTD *	CYTD *	INCIDENTS	PYTD	CYTD
Total Crimes & Offences	6,647	6,260	Total number of incidents	21,935	21,849



The volume of recorded crime and offences has fallen by 12.2% on the five year average and by 5.8% on the same period in 2020. Crimes of serious violence, crimes of dishonesty by 12.8% on the preceding five year average. Non-sexual crimes of violence, crimes of dishonesty, fireraising and malicious mischief, other (proactivity) crimes, miscellaneous offences and offences relating to motor vehicles all remain below the previous five year average, though reported sexual crimes have increased by over ten percent on five year average figures. However, it should be noted that many of these crimes involve non-recent reporting. Meanwhile, recorded police incidents remain 9.7% below the previous five year average and 0.4% below the same period in 2020.

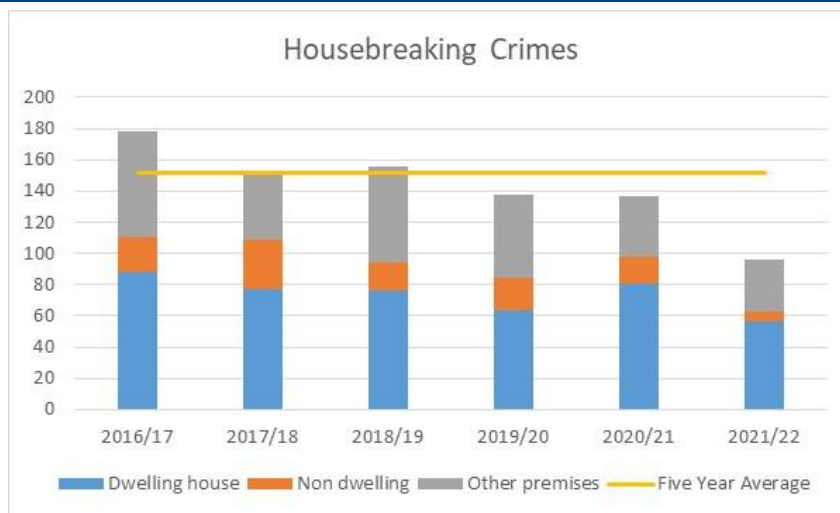
ONLINE & CYBERCRIME - DATA OVERVIEW

CONTEXT:



Analysis undertaken by Police Scotland's Cybercrime Unit identified 222 cyber-crimes in the period April—July 2021 in Renfrewshire. The majority of these (57%) related to financial/economic offences including cyber-enabled fraud and phishing/spam attacks. A further 28% of these related to sexual offences, with most of these targeting children. Investigation has identified that at least 13 cyber-crimes originated from outside of Scotland, though the true number is almost certain to be considerably higher.

ACQUISITIVE CRIME — DATA OVERVIEW



259 shoplifting crimes have been recorded – a 28.1% decrease on the five year average of 360.4 crimes. Meanwhile, the detection rate fell by 23.4 percentage points on the previous five year average to 52.5% in the current reporting year.



Housebreaking crimes (including attempts) fell from a five year average of 151.8 crimes to a total of 96 in the current year, with fewer HBs to all categories of premises. The detection rate is 20.8%, 1.7 percentage points below the five year average rate.



Motor vehicle crimes also fell from a five year average of 180.4, to 170 crimes in the reporting period—a decrease of 5.8%. Theft from insecure motor vehicles currently accounts for the highest proportion of all sub-categories of motor vehicle crime. The MV crime detection rate is 29.4%, slightly below the five year average rate of 30%.



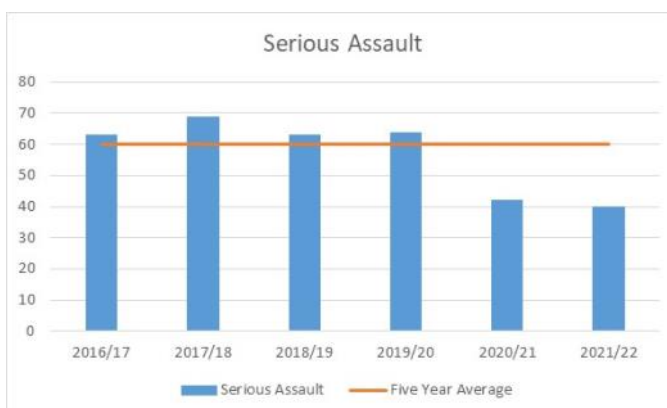
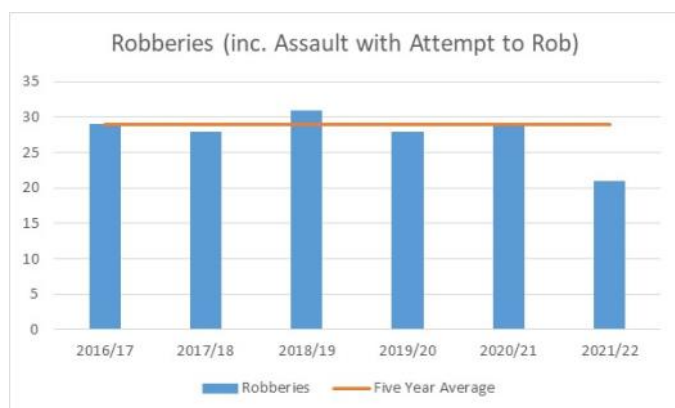
Five doorstep/bogus crimes have been recorded in the reporting period, with victims often being elderly. Two of these crimes have been detected at the current time. Crimes typically involved suspects failing to undertake work on gardens and buildings after accepting payment for same.

COUNTER TERRORISM & DOMESTIC EXTREMISM

The UK's National Terrorism Threat Level continues to be **substantial**, meaning that an attack is likely. The National Threat level reflects all aspects of terrorism regardless of the motivation.

ANTISOCIAL BEHAVIOUR, VIOLENCE & DISORDER - DATA OVERVIEW

1 APRIL 2020 TO 31 AUGUST - OBJECTIVE: Reduce the number of victims of violent crime



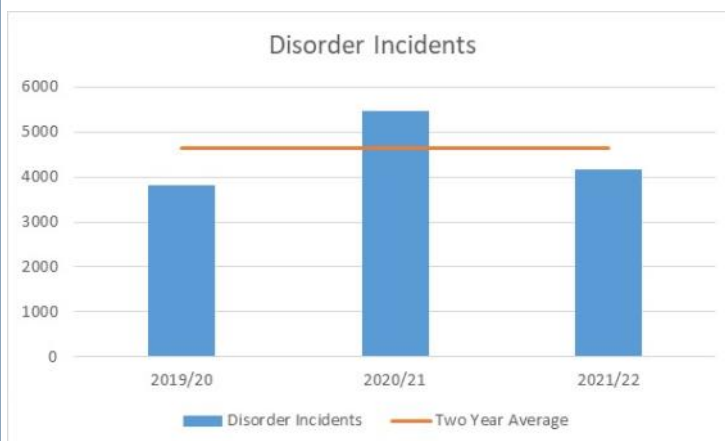
96 Group 1 crimes of violence have been recorded, a decrease of 16.8% compared to the previous five year average. Two murders and nine attempted murders have been recorded, compared to a five year average of two and 5.8, respectively. Meanwhile, serious assaults have fallen by 33.6% to 40 crimes, compared to a five year average of 60.2; while robberies have fallen from a five year average of 29 to a total of 21 crimes (-27.9%). The overall detection rate for Group 1 crimes of violence is 71.9%, compared to the five year average rate of 78.5%. 48% of Group 1 crimes occurred within private dwellings, compared to 52% in the previous year.

There have been 694 recorded common assaults, a decrease on the five year average of 753.4. 102 of these assaults targeted emergency workers. These crimes are most commonly perpetrated against police officers, often within the custody suite and other police premises.

33 fire-raising crimes have been recorded – considerably below the five year average (46 crimes). The current detection rate is 9%, compared to the five year average rate of 21.3%. Motor vehicles, wheelie bins, waste ground, commercial premises and dwelling houses continue to be included in the property targeted. Meanwhile, recorded vandalism crimes fell from a five year average of 590.8 crimes to 474.

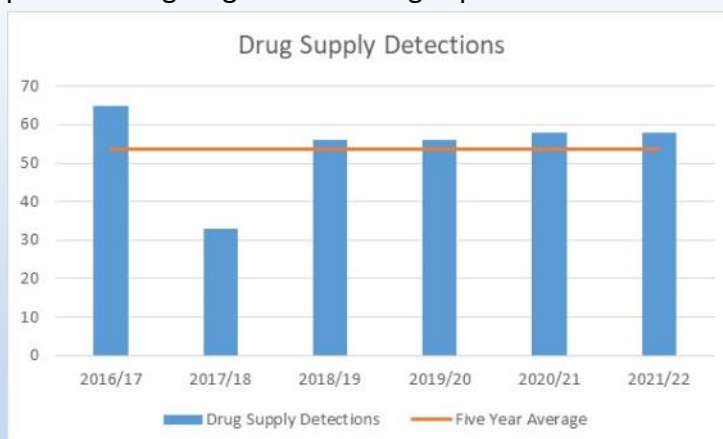
Antisocial Behaviour

The number of Disorder incidents shows a marked decrease in comparison to last year (-23.8%). Many of the disorder incidents recorded last year related to perceived or actual breaches of COVID-19 regulations being reported by members of the public.



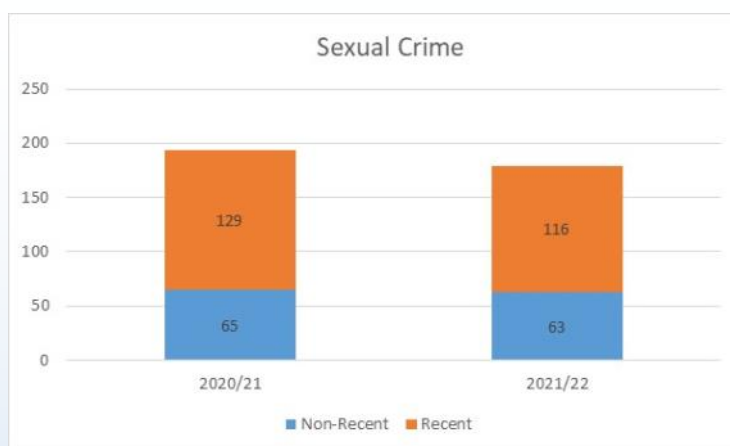
SERIOUS ORGANISED CRIME - DATA OVERVIEW

YTD, there have been 58 detections of drug supply, production and cultivation offences, compared to a five year average of 53.6 crimes. Commodity seizures included diamorphine, benzodiazepines (including etizolam), cocaine and cannabis. Proactive work is carried out on a daily basis by teams based within Renfrewshire, supported by Divisional teams, which specifically target the two Serious and Organised Crime groups, one of which predominantly impacts on Renfrewshire. Enforcement activity is intelligence led to ensure the right people are being targeted in the right places. We continue to gather intelligence for further enforcement action in Renfrewshire and it remains a priority for officers to carry out intelligence led patrols ensuring that individuals involved in the possession and supply of controlled drugs are proactively engaged, subsequently leading to obtaining and executing search warrants.



PROTECTING PEOPLE AT RISK FROM HARM - DATA OVERVIEW

Reported sexual crimes increased by 10.4% from a five year average of 162.2 to a total of 179 crimes. The detection rate for sexual crime is 62.6%, 3.3 percentage points above the previous five year average. 53% of recorded sexual crimes involved victims aged 15 years or less at the time of the offence, though many of these crimes involved non-recent reporting. Of all reported sexual crimes in the current year, 35% were non-recent in nature, compared to 33% in the previous year. At least 28% of recorded sexual crimes in the reporting period were cyber-enabled (compared to over 33% in the same period in 2020).



There were 920 recorded missing persons incidents, an increase of 20.1% on the previous five year average. Children's Homes continue to feature as locations with high numbers of missing persons incidents, with nearly three-quarters of all recorded people being aged under 20 years (a similar proportion to that noted in 2020). Over 70% of all missing people were traced within 24 hours.

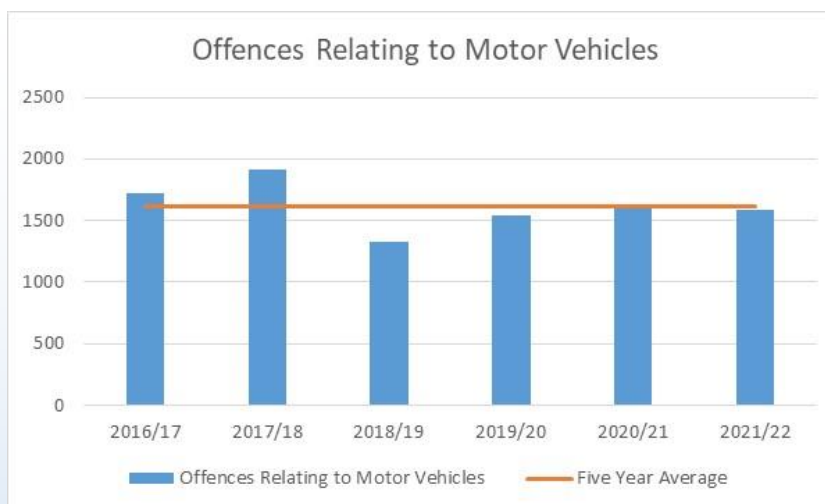
877 domestic abuse incidents have been recorded, down by 8.2% on the previous five year average. These incidents resulted in 560 domestic crimes and offences being recorded, with 43% of domestic abuse incidents resulting in a crime being reported.

ROAD SAFETY & ROAD CRIME - DATA OVERVIEW

PRIORITY: REDUCE THE NUMBER OF PERSONS KILLED OR INJURED ON OUR ROADS

Road Traffic Casualties		2020/21	2021/22
	Number of persons killed on our roads	0	0
	Number of persons seriously injured	15	13
	Number of persons slightly injured	28	24
	Number of children seriously injured	1	0

Road Traffic Data from 01/04/2020 to 31/08/2021



No road fatalities occurred within the reporting period – no change on the previous year. Meanwhile, 13 serious road injuries occurred in the reporting period—two fewer than the same period in 2020. Slight injuries also decreased from 28 in the previous year, to 24 in the reporting period. No children have been killed or seriously injured on Renfrewshire's roads year-to-date.

Overall, offences relating to vehicles fell from a five year average of 1,620.4, to a total of 1,585 (-2.2%). However, continued proactivity on Renfrewshire's roads contributed to an increase of 13.6% in relation to reported drink and drug driving offences, in addition to an increase of 19.8% in reported speeding offences, compared to the previous five year average. Meanwhile, the detection rate for offences relating to motor vehicles fell from a five year average of 92.2% to 87.4%.

PUBLIC CONFIDENCE: COMPLAINTS & USER SATISFACTION

COMPLAINTS ABOUT THE POLICE

From 01/04/2021- 31/08/2021

Allegation Category and Type	PYTD	YTD	% change from PYTD
On Duty - TOTAL	117	116	-0.90%
Assault	7	10	42.90%
Corrupt Practice	0	6	x
Discriminatory Behaviour	1	1	0.00%
Excessive Force	8	13	62.50%
Incivility	26	26	0.00%
Irregularity in Procedure	54	51	-5.60%
Neglect of Duty	3	2	-33.30%
Oppressive Conduct/Harassment	4	3	-25.00%
Other - Criminal	3	0	-100.00%
Other - Non Criminal	7	3	-57.10%
Traffic Irregularity/Offence	2	1	-50.00%
Unlawful/Unnecessary Arrest or Detention	2	0	-100.00%
Quality Of Service - TOTAL	50	30	-40.00%
Policy/Procedure	5	4	-20.00%
Service Delivery	12	8	-33.30%
Service Outcome	33	18	-45.50%
Grand Total	167	146	-12.60%

A total of 92 complaints have been made in the reporting period, equating to 42.1 complaints per 10,000 police incidents. No off-duty allegations were made in the reporting period, while a total of 116 on-duty allegations were made (compared to a three year average of 96.3 allegations). A total of 30 allegations were made in relation to quality of service—slightly lower than the three year average (n=31.3).