

To: Joint Consultative Board (Non-Teaching)

On: 25 January 2023

Report by: Director of Finance and Resources

Heading: Absence Statistics – Quarter 2 2022

1. Summary

- 1.1 The purpose of this report is to provide the Board with the absence information for the period 1 July to 30 September 2022.
- 1.2 During the period, hybrid working and working from home continue to reduce the opportunity for transmission, particularly as a result of not having to commute. Longer term absences continue to be exasperated due to lengthier treatment and medical intervention waiting times.
- 1.3 The report details the absence statistics by service and by category of staff. The report provides information in relation to absence targets and how services have performed against them. An analysis of the reasons for absence has also been compiled and details are included within the report.

2. Recommendations

- 2.1 It is recommended that the Board notes the content of this report.
-

3. Background




- 3.1 The Scrutiny Board agreed that absence levels will be reported on a quarterly basis. It was agreed that the report will include the following information relating to supporting attendance: -

- Absence statistics broken down by service and category of staff.
- Reasons for absence broken down by service and category of staff.
- Progress made by services in relation to their supporting attendance action plans.

4. Sickness absence statistics for quarter 2 - 1 July 2022 to 30 September 2022.








- 4.1 A comparison of the council overall absence performance for the quarter (Q2) with the same quarter in 2021 is detailed in table 1. Table 2 details services performance. In line with the reporting requirements for Scottish Councils, absence is expressed as a number of work days lost per full time equivalent (FTE) employee and has covid absence removed.

Table 1 Council performance – Q2

Employee Group	Quarter Ending September 2021	Quarter Ending September 2022	Variance +/- year on year
Local Government	3.59	3.80	+0.21 
Teachers	1.01	0.80	-0.21 
Council Overall	2.93	3.02	+0.09 

- 4.2 Service performance for Q2 is detailed below.

Table 2

Service	Quarter Ending September 2021	Quarter Ending September 2022	Variance +/- year on year
Chief Executives	1.34	1.00	-0.34 
Childrens Services	1.97	2.05	+0.08 
Communities and Housing Services	2.56	4.40	+1.84 
Environment and Infrastructure	3.82	3.56	-0.26 
Finance & Resource Services	1.51	2.43	+0.92 
Renfrewshire Health and Social Care Partnership	5.23	6.50	+1.27 
Council Overall	2.93	3.02	+0.09 
Council Overall Target	2.10	2.10	n/a

5. Sickness absence targets analysis for Quarter 2.

- 5.1 The local government employee absence level of 3.80 days lost per FTE employee is **1.70 days above** the council target of 2.10 days.
- 5.2 In addition, the teacher absence level of 0.80 days lost per FTE employee is **0.74 days below** the council target of 1.54 days.
- 5.3 The council has recorded an overall absence rate of 3.02 days lost per FTE employee, which is **0.92 days above** the council target of 2.10 days.

6. Sickness absence reasons and related support measures during Quarter 2.

- 6.1 The main sickness absence reasons, and their total of the overall absences expressed as a percentage, across the council, during this quarter were:
- Psychological 30%
 - Respiratory 25%
 - Muscoskeletal 19.9%
 - Stomach/bowel/blood and metabolic disorders 11.6%
- 6.2 To support employees with psychological absences, the council provides a range of support services that employees can be referred to at an early stage for assistance, such as the council's Occupational Health Service and the Time for Talking employee counselling service.
- 6.3 The Time for Talking (TFT) counselling service provides 24-hour confidential support to employees with a range of personal health and well-being issues. It operates a flexible approach to appointments offering telephone consultations in the early mornings or evenings as well as throughout the day.
- 6.4 **178** sessions were offered by TFT during quarter 2 which resulted in 143 sessions being attended. 87% of the staff attending felt significantly better after their sessions. The main presenting issues are detailed below:



Personal

Stress/anxiety/depression
Family Relationships
Change



Work & Personal

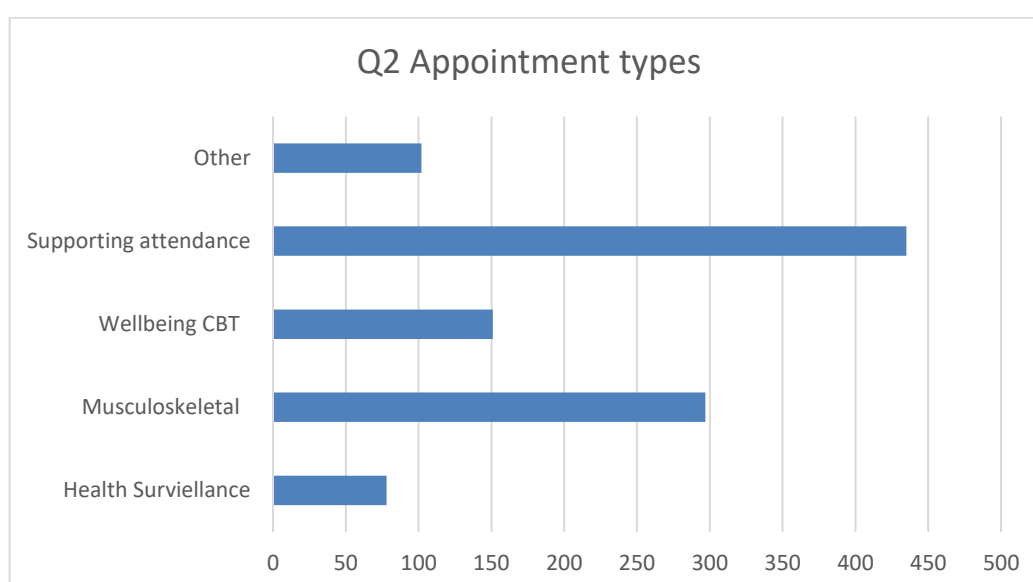
Stress/anxiety



Work related

Role (the understanding of)
Change
Demands

- 6.5 Stress risk assessments are undertaken to support employees who have identified stress as having an impact on their wellbeing. An action plan is agreed and undertaken at a local level with the specialist support from HR and OD.
- 6.6 HR and OD work in collaboration with NHS colleagues, to offer safeTalk and ASIST courses on suicide awareness and prevention as well as anxiety awareness courses. We also promote the “Doing Well” service which supports employees with depression and low moods.
- 6.7 The Physiotherapy service supports employees with Musculoskeletal and Joint Disorder conditions through the council's Occupational Health Service. The service has continued to be provided throughout the quarter using secure face to face appointments, video conferencing and telephone consultations.
- 6.8 The council's usage of the Occupational Health Service (OHS) for Q2 was **990** appointments. OHS provides advice and guidance on the impact of ill health on work and what steps the council and/or the employee may make in order to secure a return to work. The main appointment types are detailed in the chart below:



7. Measures to support attendance at work

- 7.1 A number of measures continue to be progressed to support attendance at work, include the following: -
- The dedicated absence review group, chaired by the Head of People and OD continues to review the current supporting attendance policies and processes, covering all employees, including teachers.
The key actions progressed so far have been checking the thinking on our policies which has led to a revise absence policy which is currently in draft

and looking at other councils and organisations for benchmarking and best practice.

- HR and OD and the Business World Team are working to improve the absence information available to managers, and to streamline supporting attendance related processes that will facilitate a singular, prompt absence reporting and recording across the council. This is also being supported by colleagues from the project management team.
- In collaboration with the communications and marketing service, regular information and guidance continues to be issued, particularly around well-being issues. The latest campaigns focussed on mental health at our frontline waste services.
- We have started redesigning the current supporting attendance training courses, ensuring managers are fully equipped to manage staff absence and take accountability for their absence statistics.
- We will closely manage our OH providers in the new contract provision. We will ensure that we continue to fully utilise all the available resource to support our staff who are off sick as well as those who are returning back to the workplace either with an ongoing condition or are in recovery. We will also be looking to introduce some new and innovative ways to support attendance.
- We have started to link the supporting attendance measures to our Health and Wellbeing Strategy development.
- As part of the council's health and safety management system, occupations which include manual handling activities as part of the role, require task risk assessments. These risk assessments are reviewed on an ongoing basis to ensure that safe working practices are maintained.
- We are currently reviewing all our statutory and mandatory training courses. Included in the review is the suitability of the moving and handling training courses for people movement and manual handling training for objects.

Implications of this Report

- 1 **Financial Implications** - Improvement in attendance impacts on the financial costs of absence.
- 2 **HR and Organisational Development Implications** - HR and Organisational Development Practitioners will continue to work with service managers and consult with the Trade Unions, on the implementation of the Supporting Attendance at Work Policy and Guidance and initiatives detailed in this report.
- 3 **Community Planning**

Children and Young People - none.

Jobs and the Economy - none.

Community care, health, and wellbeing - provides for continuous improvement in health and attendance.

Safer and Stronger - provides for improved service performance across the Council.

Greener - none.

Empowering our communities - none.

4 **Legal Implications** - none.

5 **Property/Asset Implications** - none.

6 **Information Technology Implications** - none.

7 **Equality and Human Rights Implications** - none.

8 **Health and Safety Implications** - it is integral to the Council's aim of securing the health and well-being of employees.

9 **Procurement Implications** - none.

10 **Risk Implications** - Without continued effective supporting attendance focus, there is a risk that sickness absence levels will adversely impact on the Council both financially and in terms of service delivery. Consequently, supporting attendance activities are monitored via the Corporate Risk Register.

11 **Privacy Impact Implications** - none.

12. **Cosla Policy Position** – none

13. **Climate Risk** - none

List of Background Papers - none.

The contact officer within the service is Steven Fanning, Principal HR and OD Adviser, telephone 0141 618 7284, e-mail steven.fanning@renfrewshire.gov.uk

Author: Steven Fanning, Principal HR, and OD Adviser,
Finance and Resources,
telephone 0141 618 7284,