

## Notice of Meeting and Agenda Police and Fire & Rescue Scrutiny Sub-Committee

Date	Time	Venue
Tuesday, 30 October 2018	15:00	Corporate Meeting Room 1, Council Headquarters, Renfrewshire House, Cotton Street, Paisley, PA1 1AN

KENNETH GRAHAM  
Head of Corporate Governance

### Membership

Councillor Natalie Don: Councillor John Hood: Councillor Jane Strang:  
Councillor Marie McGurk (Convener): Councillor John McNaughtan (Depute Convener):

### Further Information

This is a meeting which is open to members of the public.

A copy of the agenda and reports for this meeting will be available for inspection prior to the meeting at the Customer Service Centre, Renfrewshire House, Cotton Street, Paisley and online at <http://renfrewshire.cmis.uk.com/renfrewshire/CouncilandBoards.aspx>

For further information, please either email [democratic-services@renfrewshire.gov.uk](mailto:democratic-services@renfrewshire.gov.uk) or telephone 0141 618 7112.

### Members of the Press and Public

Members of the press and public wishing to attend the meeting should report to the customer service centre where they will be met and directed to the meeting.

## Items of business

### Apologies

Apologies from members.

### Declarations of Interest

Members are asked to declare an interest in any item(s) on the agenda and to provide a brief explanation of the nature of the interest.

- |          |   |               |
|----------|---|---------------|
| <b>1</b> | <b>Police Scotland - Scrutiny Report</b>  | <b>3 - 4</b>  |
|          | Report by Chief Superintendent, Police Scotland.  |               |
| <b>2</b> | <b>Scottish Fire &amp; Rescue Service - Scrutiny Report</b>   | <b>5 - 14</b> |
|          | Report by Local Senior Officer, Scottish Fire & Rescue Service.   |               |
| <b>3</b> | <b>Spotlight - Police Scotland Navigator Programme</b>  |               |
|          | Verbal Report by Police Scotland.   |               |
| <b>4</b> | <b>Local Issues Update</b>  |               |
|          | Verbal Reports by Chief Superintendent, Police Scotland and Local Senior Officer, Scottish Fire & Rescue Service. |               |

# Keeping People Safe in Renfrewshire

**Our Purpose:- To improve the safety and wellbeing of people, places and communities in Scotland.**

## Violence & Antisocial Behaviour



Overall, Murder, Attempt Murder, Serious Assault and Robbery are down 11.9% on last year, with 13 fewer victims of serious violence.

Since 1 April 2018, 844 crimes have been identified via police proactivity.

**Overall downward trend in violence and ASB**

There were 95 fewer common assaults (-12.2%) and 103 fewer disorder complaints (-2.5%).

84 common assaults targeted emergency workers - 82 police officers and two nurses.

The detection rate for robberies and serious assaults have both increased on last year, to 83.9% and 80.3% respectively.

## Public Protection



Reported sexual crimes continue to follow an increasing trend, with 194 crimes reported year to date (59 more than the same period last year).

39% of reported sexual offences in the current year are non-recent in nature, up from 36% the previous year. The majority (88%) of sexual crime occurred indoors.

Victims aged 11 - 15 years at the time of the offence constituted the highest proportion of sexual crimes (30%), with 61% of these reports being non-recent and at least a third being cyber-enabled.

The detection rate for sexual crimes stands at 57.2%, up from 46.7% for the same period last year.



168 reported missing person incidents - four more than the same period in 2017/18. 48% of incidents involved looked-after children (LAC), compared to 43% the previous year. 30% of missing persons investigations involved mental health concerns. More than 90% of missing person investigations were assessed as 'medium' or 'low' risk. More than a third of missing people were traced or returned within six hours of going missing, and 76% were traced within 24 hours.

The number of unique incidents in which an adult or child concern was raised fell by 1.2%.

897 domestic abuse incidents have been reported to the police, down 3.9% on the previous year. 487 crimes and offences were raised as a result of reported incidents, a decrease of 10.8% on the previous year.

68 complaints have been received in relation to the Police within Renfrewshire (26.6 complaints per 10,000 incidents). A total of 87 allegations have been made.

## Renfrewshire

### Local Policing Plan (2017 – 2020)

**Reporting Period - 1 April -31 August 2018**


## Major Crime & Terrorism



As at 3rd September 2018, 28 persons linked to serious and organised crime have been arrested, in addition to £428,069.64 being seized under Proceeds of Crime Act legislation.

54 detections for drug supply/production/cultivation offences, up from 33 the previous year. Cocaine, cannabis and heroin featured most predominantly in drug supply offences, being involved in 46%, 33% and 27% of offences respectively.

There have been 23 confirmed drug related deaths, with four further suspected DRDs awaiting toxicology results.



47 cyber-crimes have been raised between 1 April and 31 August 2018. This represents an increase of 16 crimes on same period in 2017. Reported offences included hacking online accounts, internet order fraud, indecent communications with children and young people and threatening/menacing communications.

## Acquisitive Crime



Shoplifting is down by 3.3% to 377 crimes - 13 fewer than last year. Braehead continues to be the primary hotspot location.



156 housebreakings (inc attempts) - up by 4%, with six additional crimes. Dwelling houses account for 49% of HBs.

The volume of acquisitive crime stands at 1,456 reports - up 7.8% on the previous year. This incorporates an increasing volume of housebreaking crimes, motor vehicle crimes, common theft and fraud.



There have been ten reported bogus crimes, down from thirteen in the previous year. Six of the victims in the recent period were elderly and/or infirm. Common tactics used included posing as utility workers to gain access and thereafter steal property, and obtaining monies to undertake gardening work and thereafter departing without completing the agreed work.

## Road Safety & Road Crime



Between April and August 2018, two road fatalities occurred in Renfrewshire, up from one for the same period last year. Both fatalities involved vulnerable road users (motorcyclist and pedal cyclist). Meanwhile, serious road injuries remained at the same level (18), while slight injuries fell 43.6% (58 fewer).

While dangerous driving offences have increased 31.3% on the previous year, to a total of 42 offences, all other road traffic offences have fallen compared to the same period last year.



## Our Renfrewshire is fair: addressing the inequalities that limit life chances

**Wellbeing Matters** - Police Scotland's first Mobile Wellbeing Unit was launched in August 2018. This unit will be utilised at divisional events and operational incidents within K Division and will provide wellbeing support to officers and staff who have been deployed at events and incidents.

Also during August 2018, in partnership with Police Mutual, 'Health Screening' appointments were offered to staff across Renfrewshire & Inverclyde Division to ensure staff health and wellbeing. These took place within local offices over a three day period with over 60 staff members receiving health checks.

**New People Strategy** - In August 2018 Police Scotland introduced its new People Strategy which focuses on improving and encouraging leadership, creating a positive environment and becoming an agile, responsive organisation to empower, enable and develop our people. The strategy sets out the plans to all Renfrewshire & Inverclyde Division officers to deliver excellence in service and protection and to build a modern workforce that will meet the future demands placed on Scottish policing.

**Digitally Enabled Policing** – Digitally Enabled Policing programme was launched in July 2018 with the focus on bringing more and better digital technology into everyday policing. This will allow local officers to access systems and carry out day to day policing via mobile devices which will ultimately better the service received by the public as it will give the officers the ability to spend more time in their communities and reduce the need to return to stations.

**21<sup>st</sup> Century transformation of policing**—In September 2018 plans were agreed for the investment in Police Scotland's data, digital and ICT capability to allow the modernising of our service giving us the tools we need to protect the public in the 21<sup>st</sup> century replacing and dramatically improving our current ageing digital, data and ICT systems. The plan will deliver improvement in phases, beginning with the rollout of mobile devices to 'K' Division officers.

**Police Scotland Youth Volunteers (PSYV)** - Police Scotland Renfrewshire has recently recruited a new group of local young people aged between 13-17 years. The young people took part in an initial training programme where they have learnt about volunteering, police standards and social values through inputs from police and partners. The aim of the project is to break down barriers between young people and the police, promote positive role models and good citizenship. The Paisley PSYV assisted local police officers and external agencies conduct a successful open day at Paisley Police Office in September 2018.

**Major Incident Support Co-ordination Unit** – In August 2018 Police Scotland Launched the UK's first Major Incident Support Co-ordination Unit. The three disciplines of Disaster Victim Identification, HOLMES and the Casualty Bureau have been amalgamated and will serve K Division in the event of a major incident. This unit will ensure that there is a joined up approach allowing information to be shared quicker amongst emergency services and to the public.

**Multi Agency Partnership Working – Drugs Recovery** - An intelligence led operation resulted in a 30 year old male from the Paisley area being arrested at Glasgow Airport after being found in possession of 2 ounces of class A controlled drug (cocaine). The male is documented as to being involved in the supply of controlled drugs and linked to Serious and Organised Crime. Multi Agency working involving UK Border Agency / NSA / Customs and Excise and Police Scotland. The male was reported for being concerned in the supply of controlled drugs, possession of a Class 'A' controlled drug and Customs and Excise Management - Exportation of a controlled drug.

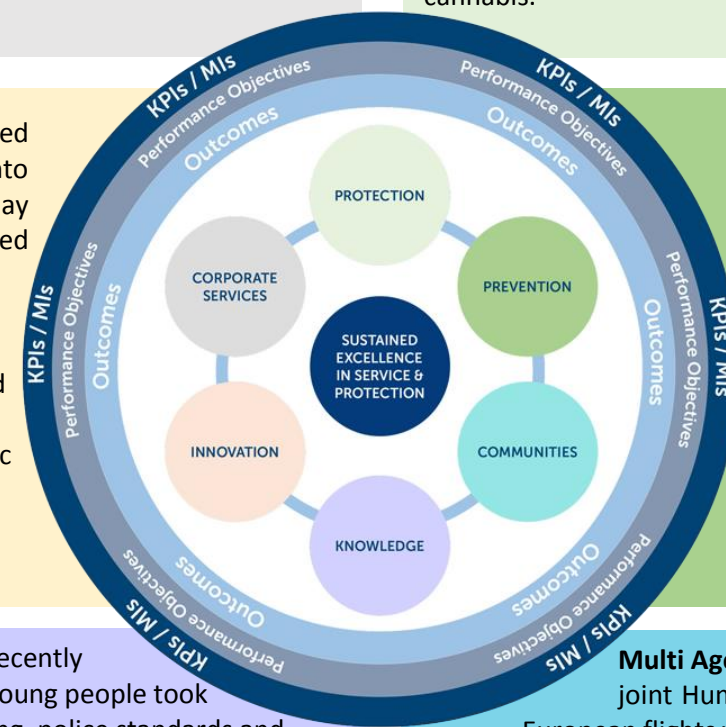
**Serious and Organised Crime/Violence/Disorder** - In July 2018, the Local Violence Reduction Team along with the assistance of internal and external partners carried out a week long initiative 'Operation Stagno' which resulted in; 10 Violent offenders arrested/ reported for crimes; 1 male arrested for drug supply offences (£3,550 worth of heroin recovered) 1 male arrested drug supply offences (£3,500 worth of cannabis recovered), 2 males arrested drug possession - £800 worth of herbal cannabis recovered and personal quantity of cocaine, 1 male arrested for firearms offences, 4 males reported for drug possession charges with recoveries including heroin, diazepam and cannabis.

**Counter Terrorism – Local engagement** – Over the past few months a notable rise in the number of protests being carried out at Sandyford Road Abattoir, Renfrew led to the Counter Terrorism Liaison Officer briefing local community officers on XLW activity and groups. Local officers have carried out extensive engagement with the Save Movement Scotland who have been active at the site, to ensure peaceful protest and no disruption to business operations.

**Drugs Recovery – Cannabis Cultivation** – In September 2018 officers attended an industrial unit in Back Sneddon Street, Paisley to execute a drugs warrant. A large cannabis cultivation was found along with 2 Albanian males hiding within. There were approximately 500 plants with a potential value of £400 - £600 per plant which gives an overall value of £200,000-£300,000. The equipment and set up found within was estimated to be worth tens of thousands of pounds. The two males were subsequently arrested, interviewed under caution and charged with Sec 4(2) MDA 1971 offences.

**Multi Agency Partnership Working – Immigration Offences**- During September 2018 there was a joint Human Trafficking operation between 'K' Division and Airports Policing/UKBA. Three Eastern European flights were targeted airside and collections targeted on the landside. The operation was a success with 23 welfare questionnaires completed. Intelligence was gained and submitted. Most notably 3 persons were refused entry to the country through diligent checks and interviews. One of these males was a convicted sex offender and refused entry on the grounds of (potential) offending. The remaining two females were believed to be involved in the sex industry and refused entry on the grounds of welfare/criminality. All three posed a threat through exploitation and Serious and Organised Crime Groups which resulted in them being returned to Romania. The additional intelligence will provide details of industry (Scotland) where Eastern European visitors chose to find employment.

**Community Safety – Your Home, Your Street, Our Community** – Launched in September 2018, the 'Your Home, Your Street, Our Community' programme is a partnership approach led by Police Scotland and supported by Renfrewshire Council, Engage Renfrewshire and the Scottish Fire and Rescue Service to tackle the local issues that matter to residents and to help build a safer, stronger community. The intervention will take place with all partners feeding in across a three month period. The project follows successful interventions previously carried out in Erskine, Ferguslie and Gallowhill.



## Our Renfrewshire is thriving: maximising economic growth that is inclusive and stable

**Have your say ! - Your View Counts - <https://www.surveymonkey.co.uk/r/CXH85XJ>**





## Renfrewshire Performance Report 1st July 2018 - 30th September 2018



**SCOTTISH**  
**FIRE AND RESCUE SERVICE**  
Working together for a safer Scotland

**Working together  
for a safer Scotland**

# Renfrewshire Performance Report

---

## Table of Contents

Local Fire and Rescue Service Plan Priorities	3
Renfrewshire Activity Summary	4
Domestic Safety - Accidental Dwelling Fires	5
Domestic Safety - Accidental Dwelling Fire Casualties	6
Unintentional Injury and Harm	7
Deliberate Fire Setting	8
Non-Domestic Fire Safety	9
Unwanted Fire Alarm Signals	10

# Local Fire and Rescue Service Plan Priorities

The Local Fire and Rescue Service Plan has been developed to set out the priorities and objectives within Renfrewshire and allows our local authority partners to scrutinise the performance outcomes of these priorities. We will continue to work closely with our partners in Renfrewshire to ensure we are all **“Working Together for a Safer Scotland”** through targeting risks to our communities at a local level.

The plan has been developed to complement key partnership activity embedded across Renfrewshire Community Plan and associated Delivery and Thematic plans. Through partnership working we will seek to deliver continuous improvement in our performance and effective service delivery in our area of operations.

The Local Fire and Rescue Plan for Renfrewshire identified six areas for demand reduction and is subject to regular monitoring and reporting through the Police / Fire and Rescue Committee. A summary of the priorities and current activity is detailed below with further detail and analysis contained within this performance report.

	Accidental Dwelling Fires	Accidental Dwelling Fire Casualties	Unintentional Injury and Harm	Deliberate Fire Setting	Non-Domestic Fire Safety	Unwanted Fire Alarm Signals
Bishopton, Bridge of Weir and Langbank	0	0	5	4	0	23
Erskine and Inchinnan	1	0	2	7	0	20
Houston, Crosslee and Linwood	3	1	1	32	2	13
Johnstone North, Kilbarchan, Howwood, Lochwinnoch	3	0	1	21	2	5
Johnstone South and Elderslie	5	2	6	24	0	19
Paisley East and Central	6	0	4	15	1	15
Paisley Northeast and Ralston	4	1	2	1	1	6
Paisley Northwest	6	0	5	44	9	41
Paisley Southeast	1	0	2	15	0	9
Paisley Southwest	3	0	2	22	3	4
Renfrew North and Braehead	5	0	2	26	2	28
Renfrew South and Gallowhill	3	0	9	18	5	34
<b>Total Incidents</b>	<b>40</b>	<b>4</b>	<b>41</b>	<b>229</b>	<b>25</b>	<b>217</b>
<b>Year on Year Change</b>	● -15%	● -33%	◆ 46%	◆ 97%	◆ 32%	● -16%
<b>3 Year Average Change</b>	▲ -1%	▲ 0%	◆ 3%	◆ 23%	● -9%	◆ 2%

## About the statistics within this report

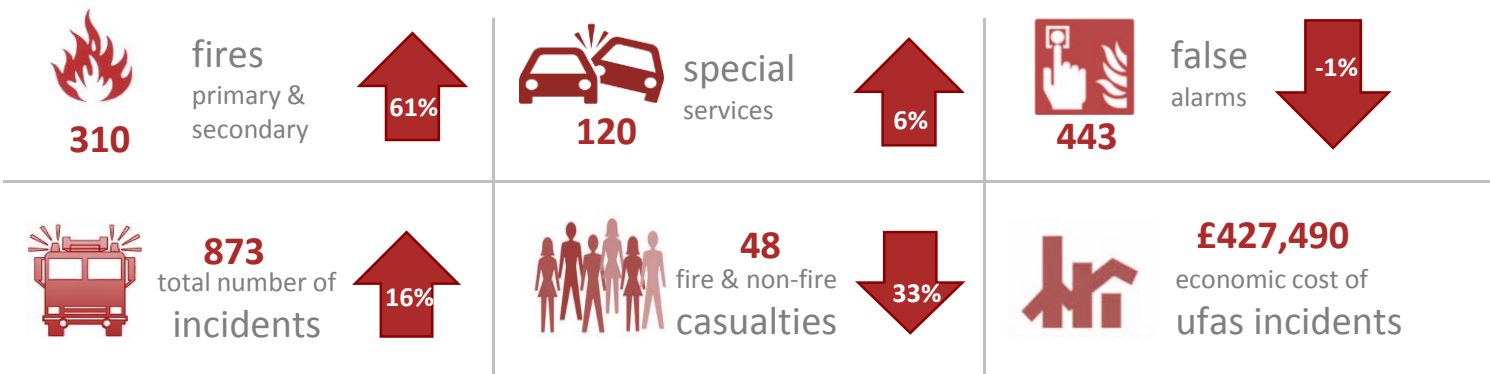
The activity totals and other statistics quoted within this report are published in the interests of transparency and openness. They are provisional in nature and subject to change as a result of ongoing quality assurance and review. Because all statistics quoted are provisional there may be a difference in the period totals quoted in our reports after local publication which result from revisions or additions to the data in our systems. The Scottish Government publishes official statistics each year which allow for comparisons to be made over longer periods of time.

● Activity levels have reduced by more than 5%

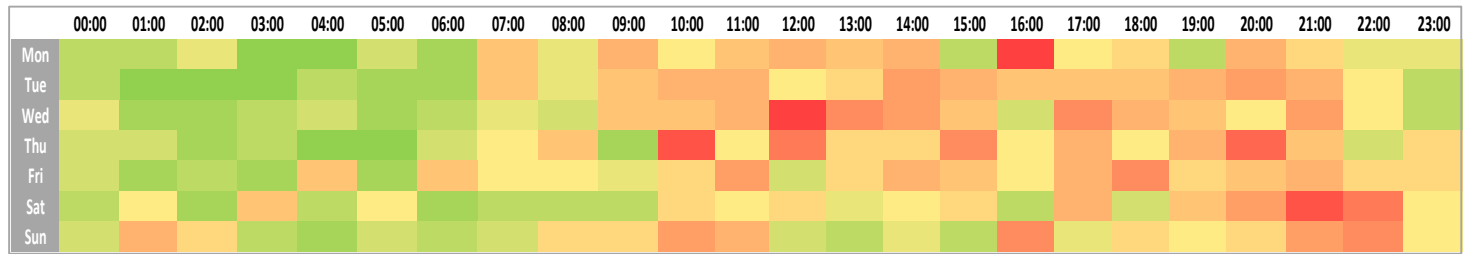
▲ Activity levels have reduced by up to 5%

◆ Activity levels have increased overall

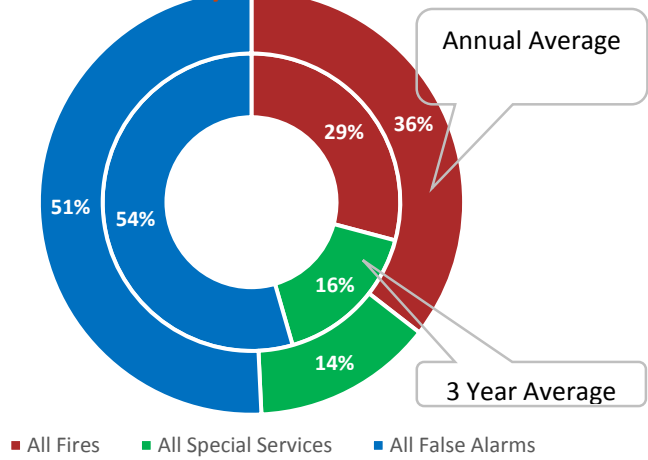
# Renfrewshire Activity Summary




Activity by Time of Day



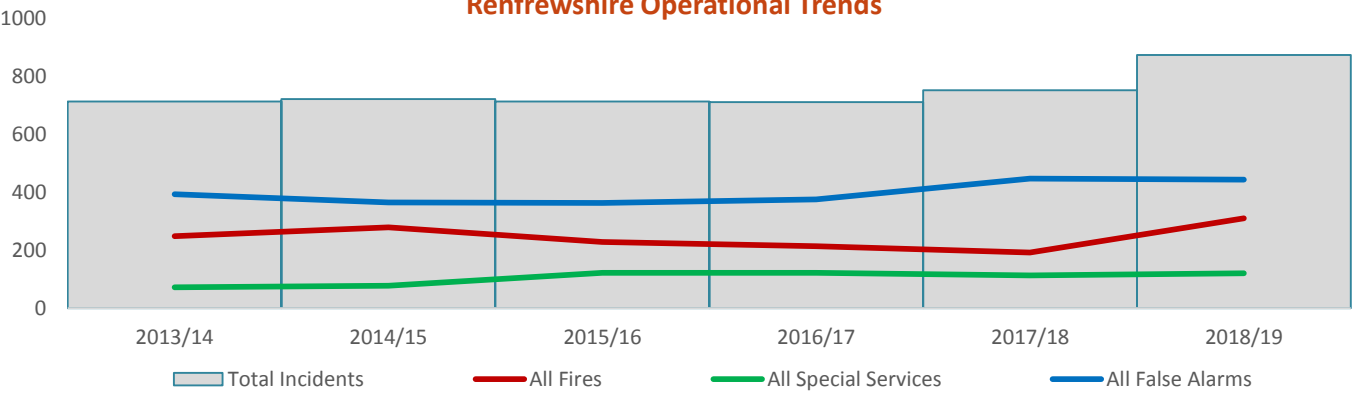
Incidents By Classification



Top 15 Incidents Types by %



Renfrewshire Operational Trends



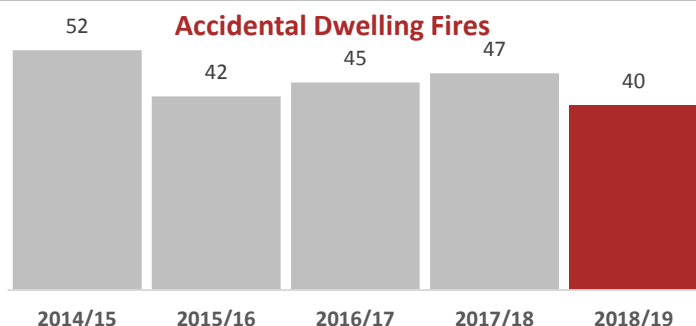


# Domestic Safety - Accidental Dwelling Fires

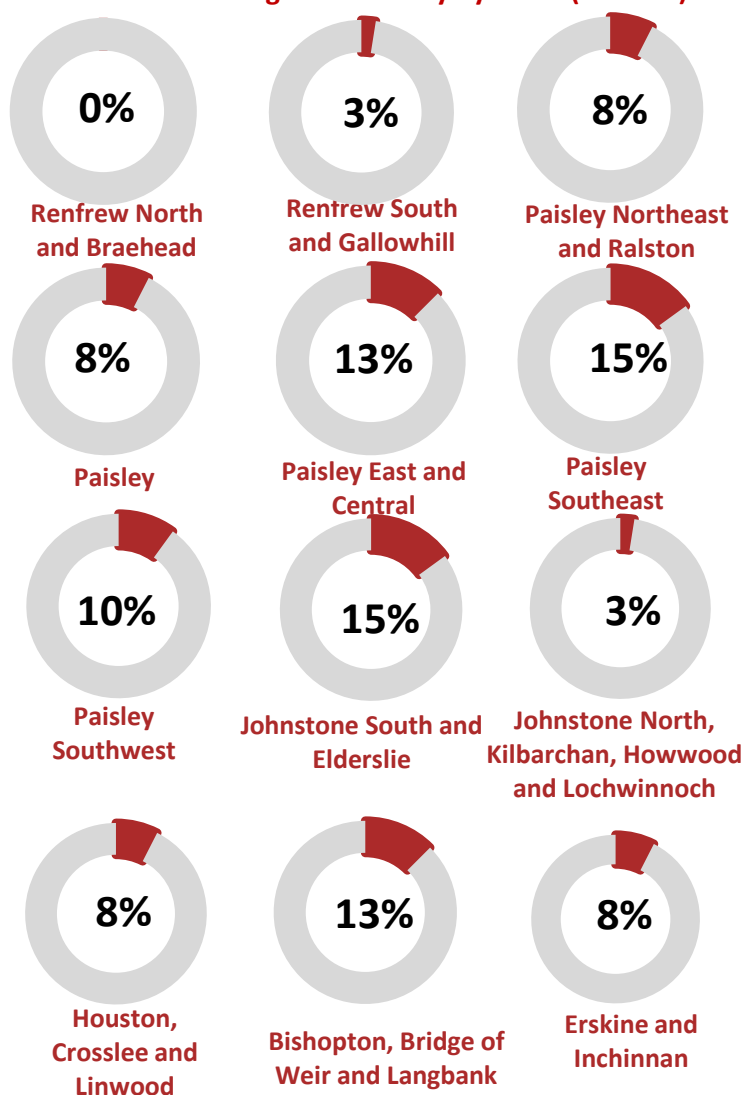


## Performance Summary

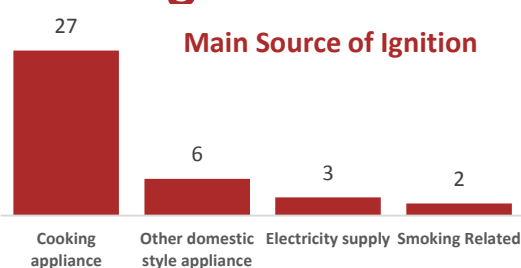
Year on Year  
-15%  
3 Year Average  
-1%



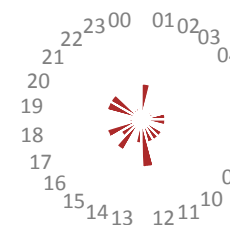
## Accidental Dwelling Fires Activity by Ward (% share)



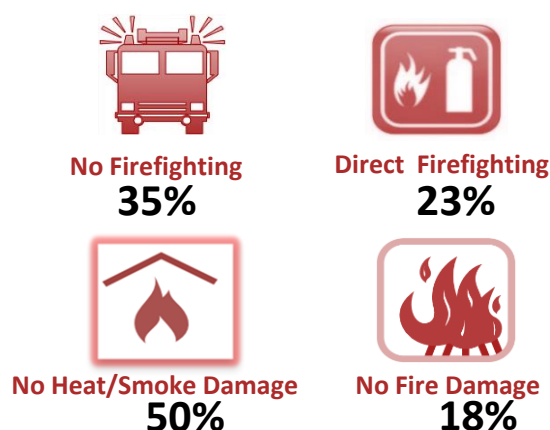
## Main Source of Ignition



## Accidental Dwelling Fires by Time of Day



## Severity of Accidental Dwelling Fires



## Human Factors



## Automatic Detection & Actuation



Accidental Dwelling Fires show a decrease over both 'year to year' and '3 year average' indicators. Cooking remains the most common source of ignition for Renfrewshire which is a shared main cause across the Scottish Service by some considerable margin.

It is a reflection of the prevention work carried out by local crews that the majority of Accidental Dwelling Fires have detection fitted and have actuated and provided early warning and intervention.

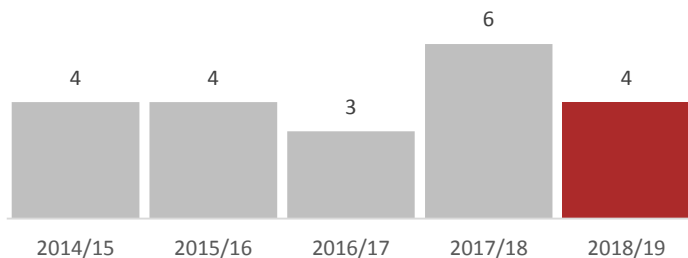
# Domestic Safety - Accidental Dwelling Fire Casualties



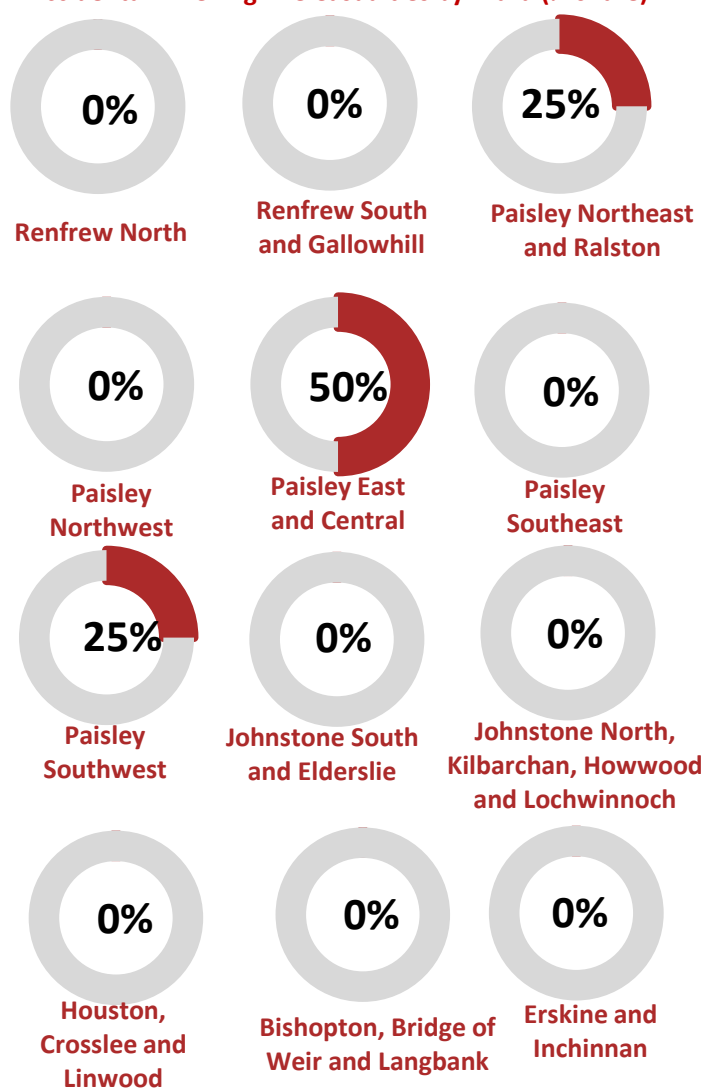
## Performance Summary



## Accidental Dwelling Fires Casualties



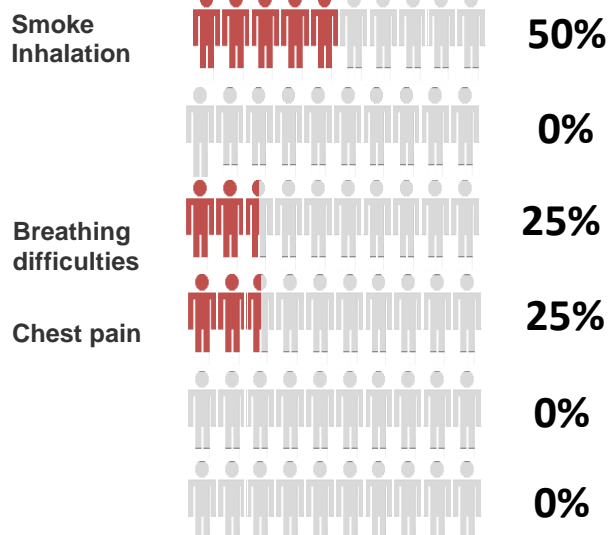
## Accidental Dwelling Fire Casualties by Ward (% share)



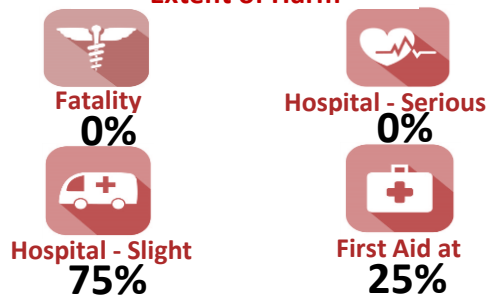
## Fire Casualties by Time of Day



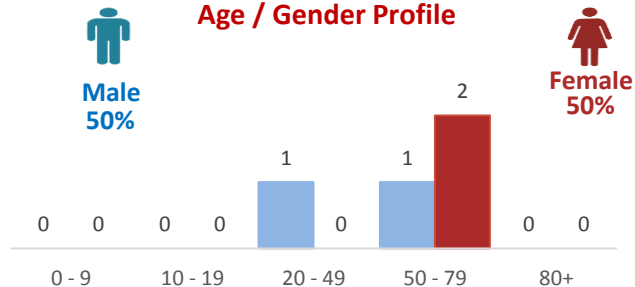
## Nature of Injury



## Extent of Harm



## Age / Gender Profile



Casualty numbers are down from the previous year. The data provided illustrates a clear casualty profile which will allow local community action team's to target intervention activities focusing on age, gender and ward local.

# Unintentional Injury or Harm



## Performance Summary

Year on Year



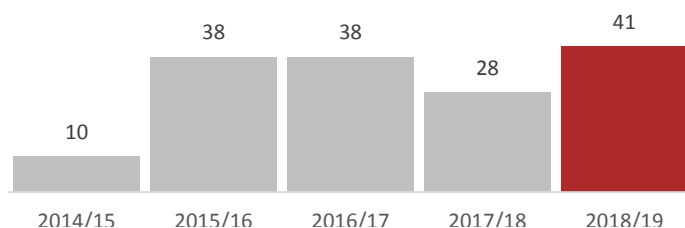
3 Year Average



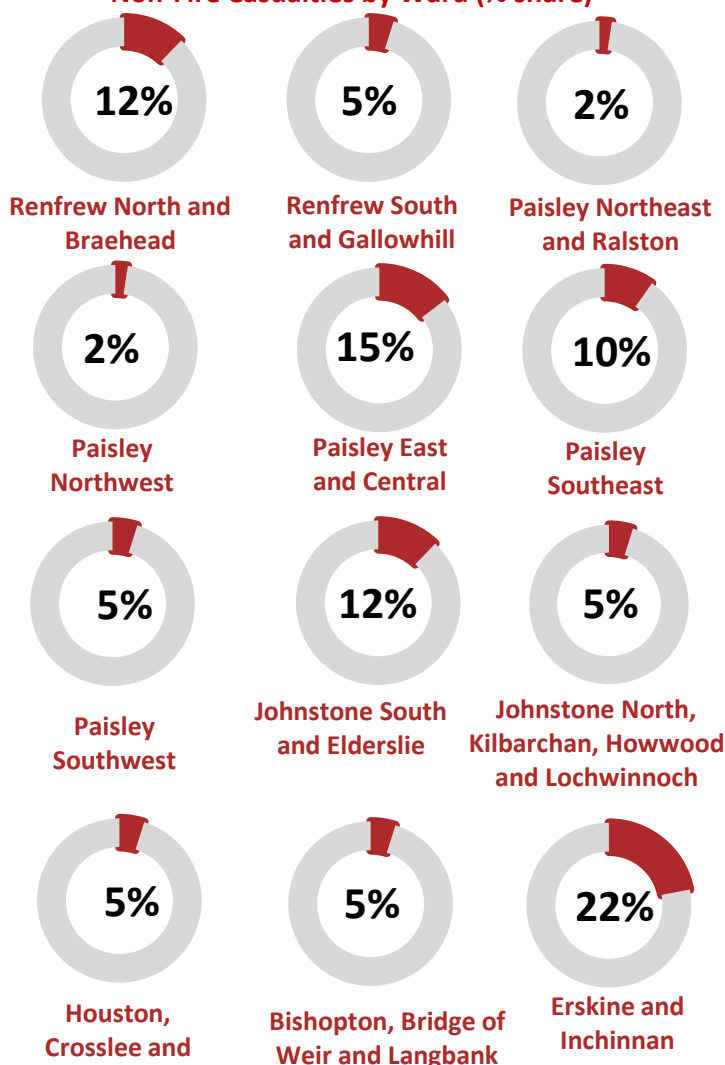
46%

3%

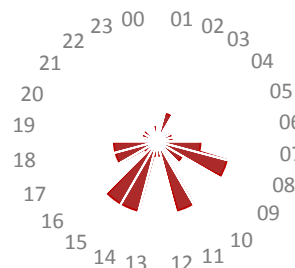
## Non-Fire Casualties Year to Date



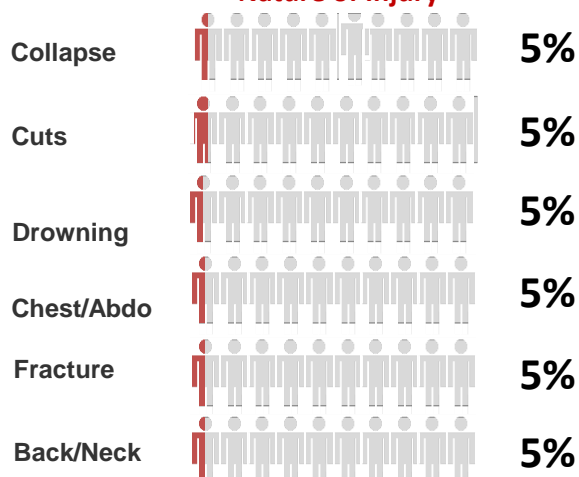
## Non-Fire Casualties by Ward (% share)



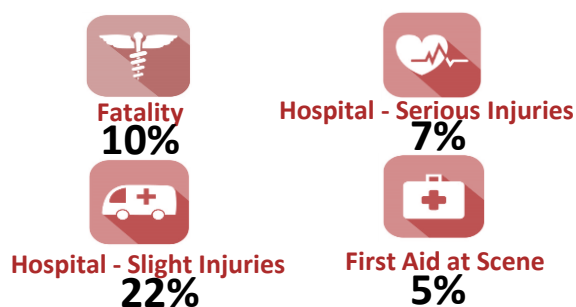
## Non-Fire Casualties by Time of Day



## Nature of Injury



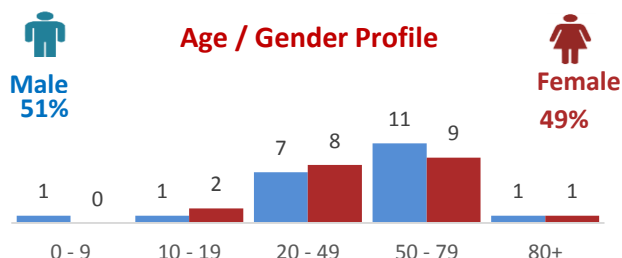
## Extent of Harm



## Non-Fire Emergency Activity



## Age / Gender Profile



The increase across this indicator is reflective of current SFRS and Local Area activity. This is still predominately led by Road Traffic Collisions however, assisting other agencies is increasing as SFRS are attending more incidents to force entry to properties for the Scottish Ambulance Service.

Fatal casualty information will be provided by SFRS representative at scrutiny committee.

# Deliberate Fire Setting

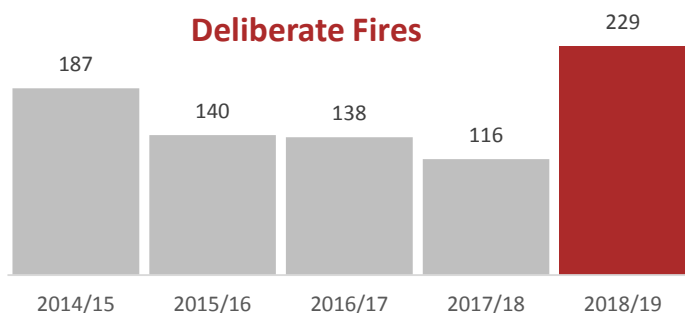


## Performance Summary


Year on Year  
97%

3 Year Average  
23%

## Deliberate Fires



## Deliberate Fires by Ward (% share)

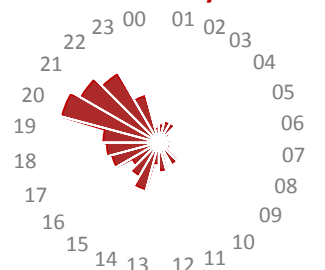


### Definitions

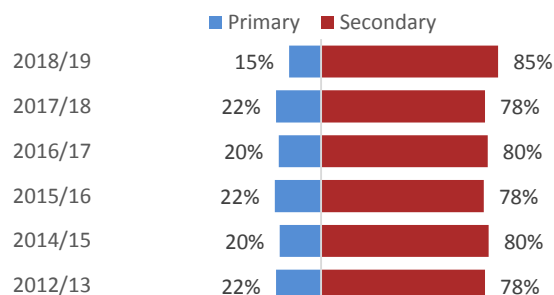
**Primary Fires** - all fires in buildings, vehicles and outdoor structures or any fire involving casualties, rescues or fires attended by five or more appliances

**Secondary Fires** - fire incidents that did not occur at a primary location, was not a chimney fire in an occupied building, did not involve casualties (otherwise categorised as a primary incident) and was attended by four or fewer appliances.

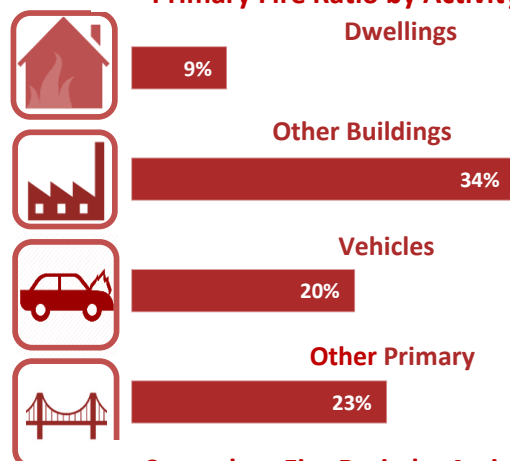
## Deliberate Fires by Time of Day



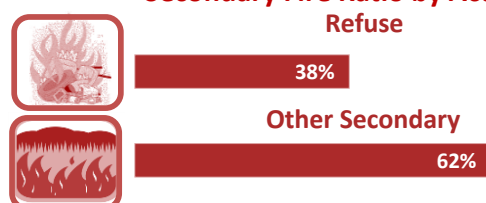
## Deliberate Fires by Classification



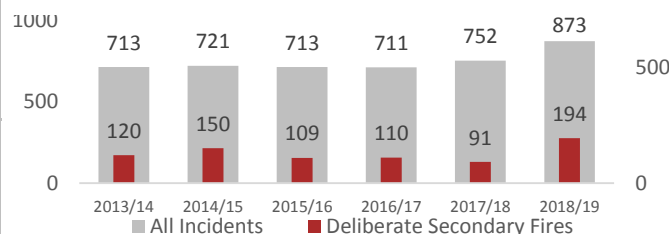
## Primary Fire Ratio by Activity Type



## Secondary Fire Ratio by Activity Type



## Deliberate Fires Compared to Operational Activity

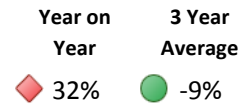


Deliberate fire setting has almost doubled compared to last year's figures, accounting for 22% of incidents across the Renfrewshire local. This year has seen a dramatic increase in grass fires during July and August around 19:00-23:00 which could be a result of the warmer weather and school holidays.

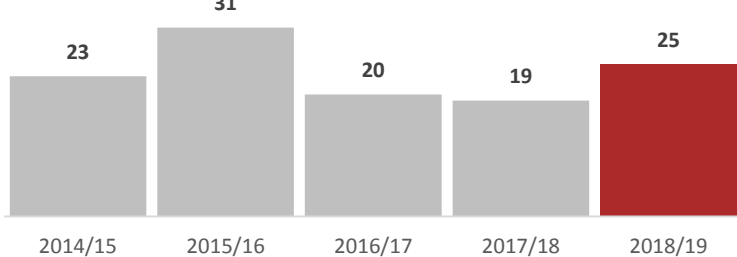
# Non Domestic Fire Safety



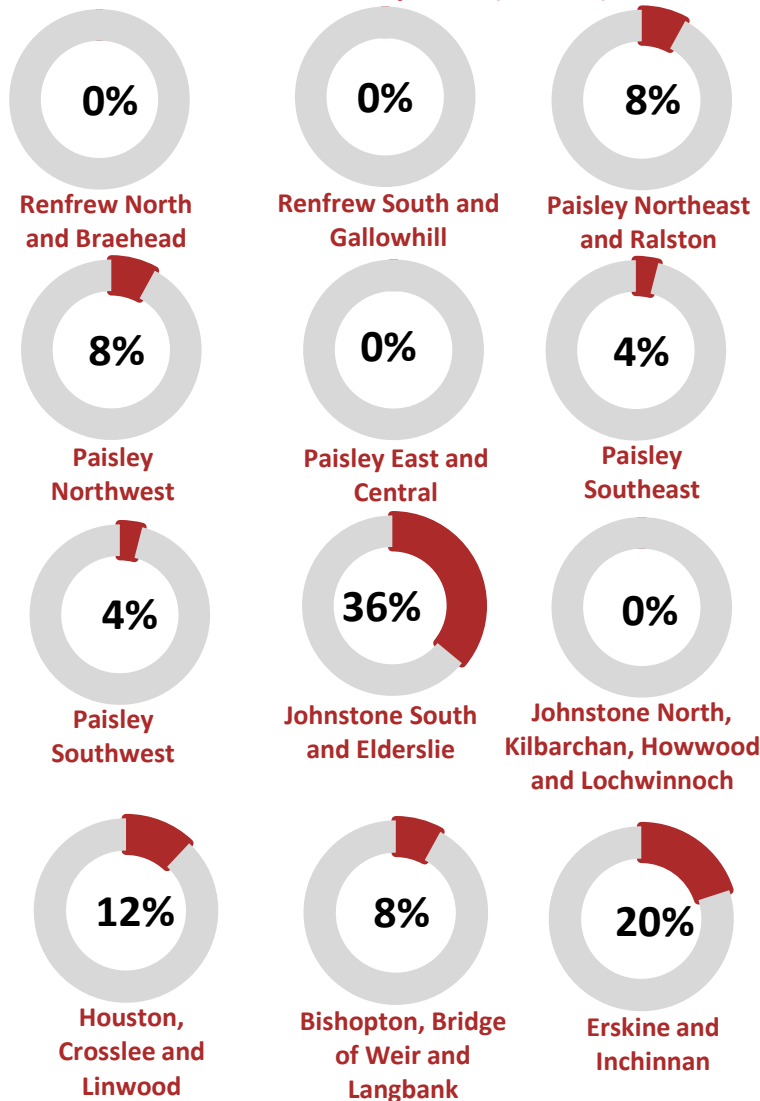
## Performance Summary



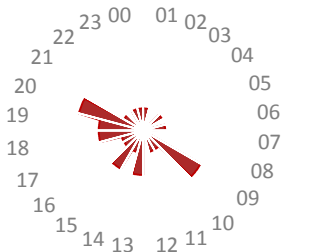
## Non Domestic Fires



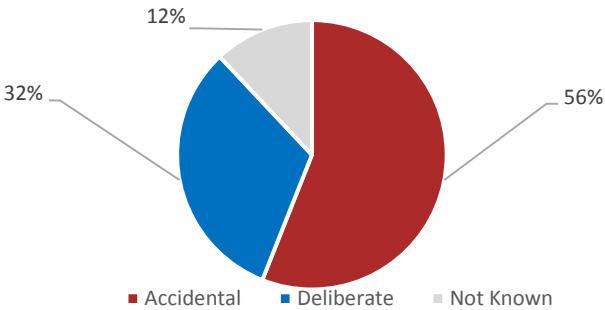
## Non-Domestic Fires by Ward (% share)



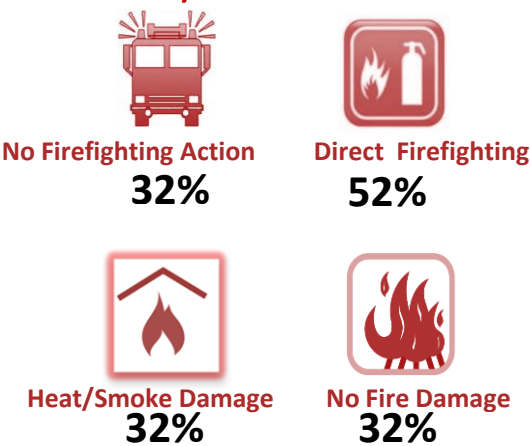
## Non-Domestic Fires by Time of Day



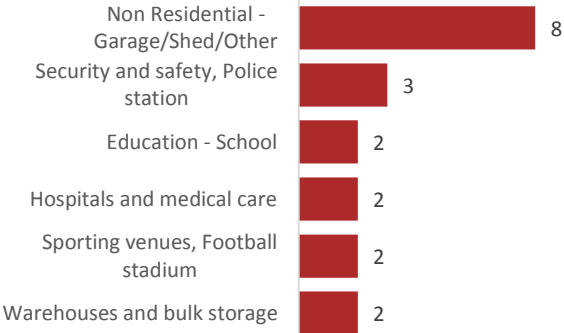
## Non-Domestic Fires by Nature of Origin



## Severity of Non-Domestic Fires



## Non-Domestic Fires by Premises Type



Incidents appear to occur around day time working hours and in some occasions early evening. These incidents are predominately accidental and require no firefighting action. These incidents are classed as 'Relevant Premises' under the Fire Scotland Act 2005 and as such are subject to a Post Fire Audit by SFRS Fire Safety Enforcement Team.



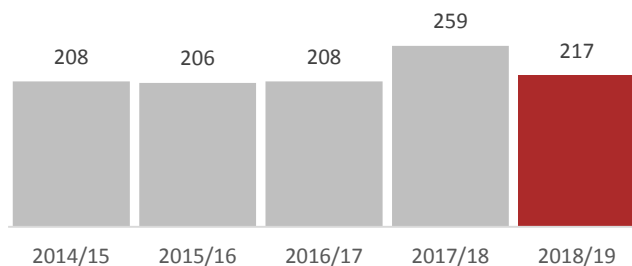
# Unwanted Fire Alarm Signals



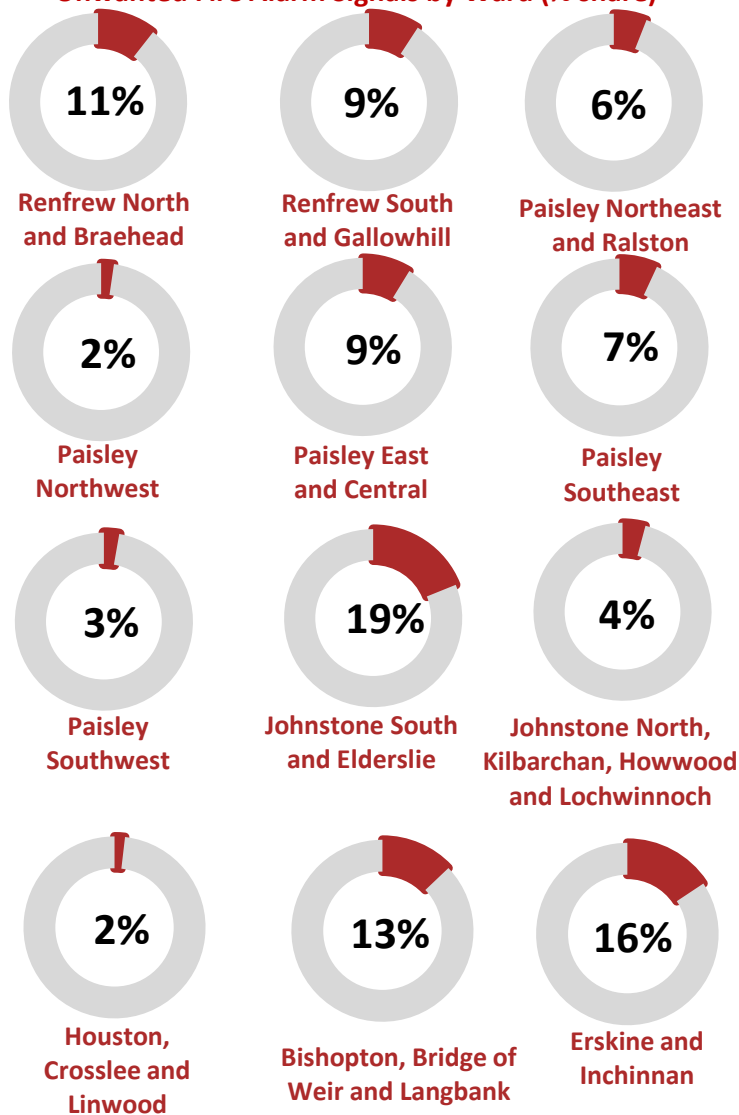
## Performance Summary

Year on Year ● -16%    3 Year Average ◆ 2%

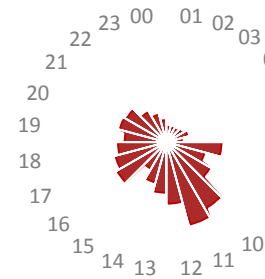
## Unwanted Fire Alarm Signals Year to Date



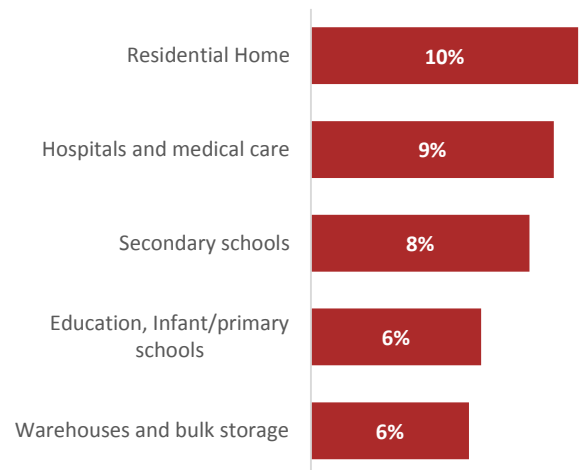
## Unwanted Fire Alarm Signals by Ward (% share)




## Unwanted Fire Alarm Signals by Time of Day



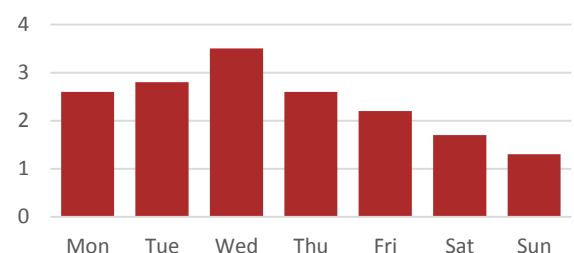
## Unwanted Fire Alarm Signals - Top 5 Premises



## Unwanted Fire Alarm Signals Activity Ratios



## Average Unwanted Fire Alarm Signals per Day



A decrease of Unwanted Fire Alarm Signals (UFAS) compared to 2017/18 with a spread of incidents across all Wards. Care homes, hospitals and schools account for almost a quarter of all UFAS incidents with most activity occurring weekdays during working hours.