

Notice of Meeting and Agenda

Police and Fire & Rescue Scrutiny Sub-Committee

Date	Time	Venue
Tuesday, 29 October 2019	15:00	Corporate Meeting Room 1, Council Headquarters, Renfrewshire House, Cotton Street, Paisley, PA1 1AN

KENNETH GRAHAM
Head of Corporate Governance

Membership

Councillor John Hood: Councillor Kenny MacLaren: Councillor Jane Strang:
Councillor Marie McGurk (Convener): Councillor John McNaughtan (Depute Convener):

Members of the Press and Public

Members of the press and public wishing to attend the meeting should report to the customer service centre where they will be met and directed to the meeting.

Further Information

This is a meeting which is open to members of the public.

A copy of the agenda and reports for this meeting will be available for inspection prior to the meeting at the Customer Service Centre, Renfrewshire House, Cotton Street, Paisley and online at <http://renfrewshire.cmis.uk.com/renfrewshire/CouncilandBoards.aspx>

For further information, please either email democratic-services@renfrewshire.gov.uk or telephone 0141 618 7112.

Items of business

Apologies

Apologies from members.

Declarations of Interest

Members are asked to declare an interest in any item(s) on the agenda and to provide a brief explanation of the nature of the interest.

Members Development

All elected members are reminded that they are invited to attend a briefing session on the Police Scotland Contact Assessment Model (CAM) which is being held in the Council Chambers at 4pm on Monday 28 October 2019.

- | | | |
|----------|--|----------------|
| 1 | Scottish Fire and Rescue Services Scrutiny Report | 1 - 10 |
| | Report by Local Senior Officer, Scottish Fire & Rescue Service. | |
| 2 | Police Scotland Scrutiny Report | 11 - 12 |
| | Report by Chief Superintendent, Police Scotland. | |
| 3 | Spotlight on the Contact Assessment Model (CAM) -
Police Scotland | |
| | Verbal update | |
| 4 | Local Issues | |
| | Verbal Report by Police Scotland and Scottish Fire and Rescue Service. | |



Renfrewshire Performance Report 1st July 2019 - 30th September 2019



SCOTTISH
FIRE AND RESCUE SERVICE
Working together for a safer Scotland

**Working together
for a safer Scotland**

Renfrewshire Performance Report

Table of Contents

Local Fire and Rescue Service Plan Priorities	3
Renfrewshire Activity Summary	4
Domestic Safety - Accidental Dwelling Fires	5
Domestic Safety - Accidental Dwelling Fire Casualties	6
Unintentional Injury and Harm	7
Deliberate Fire Setting	8
Non-Domestic Fire Safety	9
Unwanted Fire Alarm Signals	10

Local Fire and Rescue Service Plan Priorities

The Local Fire and Rescue Service Plan has been developed to set out the priorities and objectives within Renfrewshire and allows our local authority partners to scrutinise the performance outcomes of these priorities. We will continue to work closely with our partners in Renfrewshire to ensure we are all **“Working Together for a Safer Scotland”** through targeting risks to our communities at a local level.

The plan has been developed to complement key partnership activity embedded across Renfrewshire Community Plan and associated Delivery and Thematic plans. Through partnership working we will seek to deliver continuous improvement in our performance and effective service delivery in our area of operations.

The Local Fire and Rescue Plan for Renfrewshire identified six areas for demand reduction and is subject to regular monitoring and reporting through the Police / Fire and Rescue Committee. A summary of the priorities and current activity is detailed below with further detail and analysis contained within this performance report.

	Accidental Dwelling Fires	Accidental Dwelling Fire Casualties	Unintentional Injury and Harm	Deliberate Fire Setting	Non-Domestic Fire Safety	Unwanted Fire Alarm Signals
Bishopton, Bridge of Weir and Langbank	0	0	0	5	3	19
Erskine and Inchinnan	2	0	0	2	3	29
Houston, Crosslee and Linwood	2	0	4	15	1	13
Johnstone North, Kilbarchan, Howwood, Lochwinnoch	2	0	5	12	1	10
Johnstone South and Elderslie	2	0	0	11	1	15
Paisley East and Central	3	1	2	6	3	19
Paisley Northeast and Ralston	0	0	1	2	0	10
Paisley Northwest	8	0	2	19	2	54
Paisley Southeast	0	0	0	4	1	11
Paisley Southwest	2	0	1	13	1	5
Renfrew North and Braehead	2	0	1	6	1	29
Renfrew South and Gallowhill	0	0	8	9	2	37
Total Incidents	23	1	24	104	19	251
Year on Year Change	● -45%	● -86%	● -45%	● -56%	● -27%	◆ 15%
3 Year Average Change	● -16%	● -13%	● -13%	● -7%	▲ -2%	◆ 6%

About the statistics within this report

The activity totals and other statistics quoted within this report are published in the interests of transparency and openness. They are provisional in nature and subject to change as a result of ongoing quality assurance and review. Because all statistics quoted are provisional there may be a difference in the period totals quoted in our reports after local publication which result from revisions or additions to the data in our systems. The Scottish Government publishes official statistics each year which allow for comparisons to be made over longer periods of time.

● Activity levels have reduced by more than 5%

▲ Activity levels have reduced by up to 5%

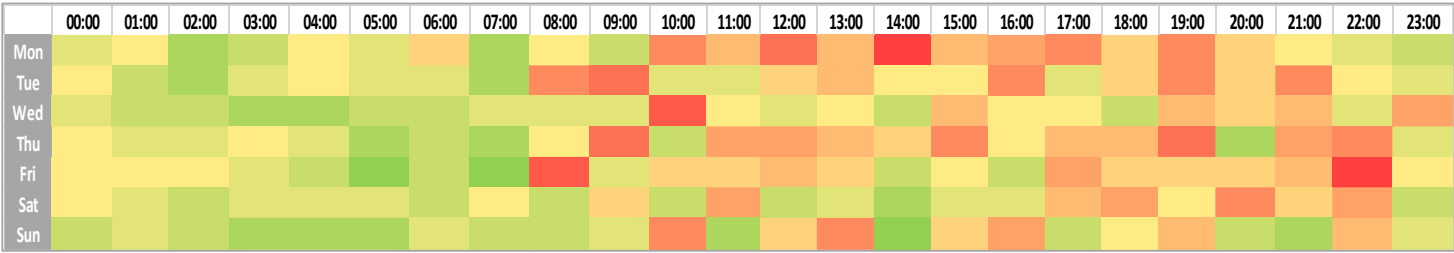
◆ Activity levels have increased overall

Renfrewshire Activity Summary

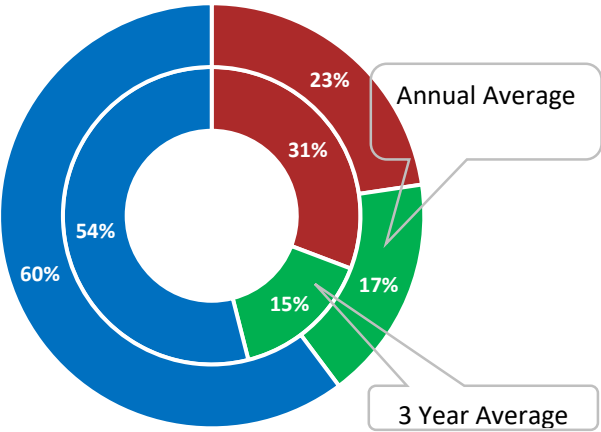


*data above is year on year change

Activity by Time of Day




Incidents by Classification

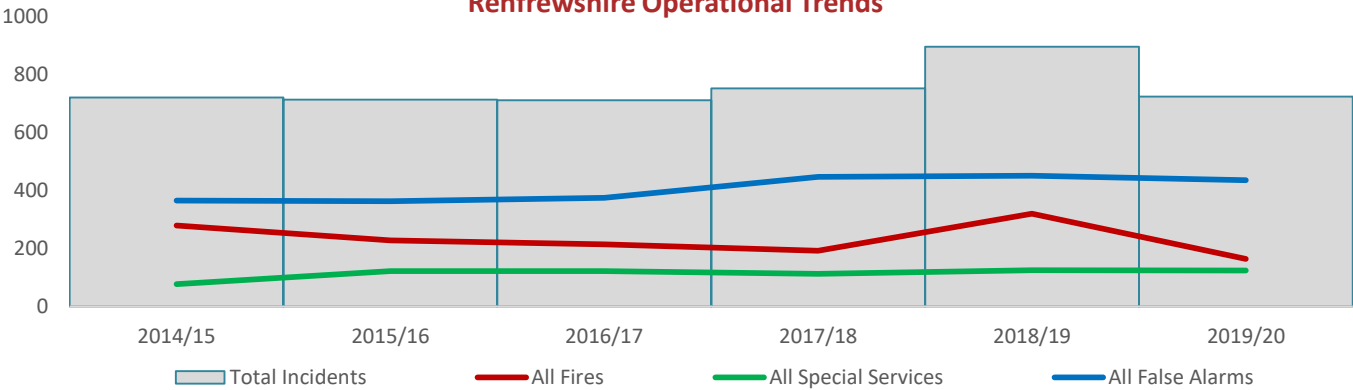


■ All Fires ■ All Special Services ■ All False Alarms

Top 15 Incidents Types by %



Renfrewshire Operational Trends



Domestic Safety - Accidental Dwelling Fires



Performance Summary

Year on
Year

3 Year
Average

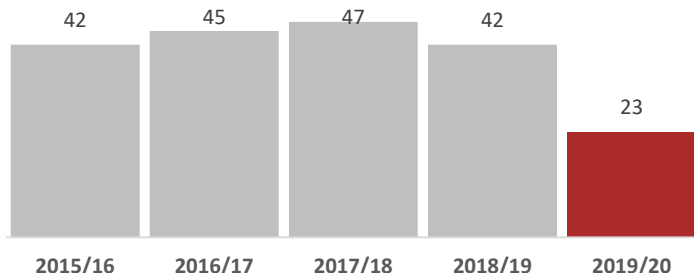


-45%

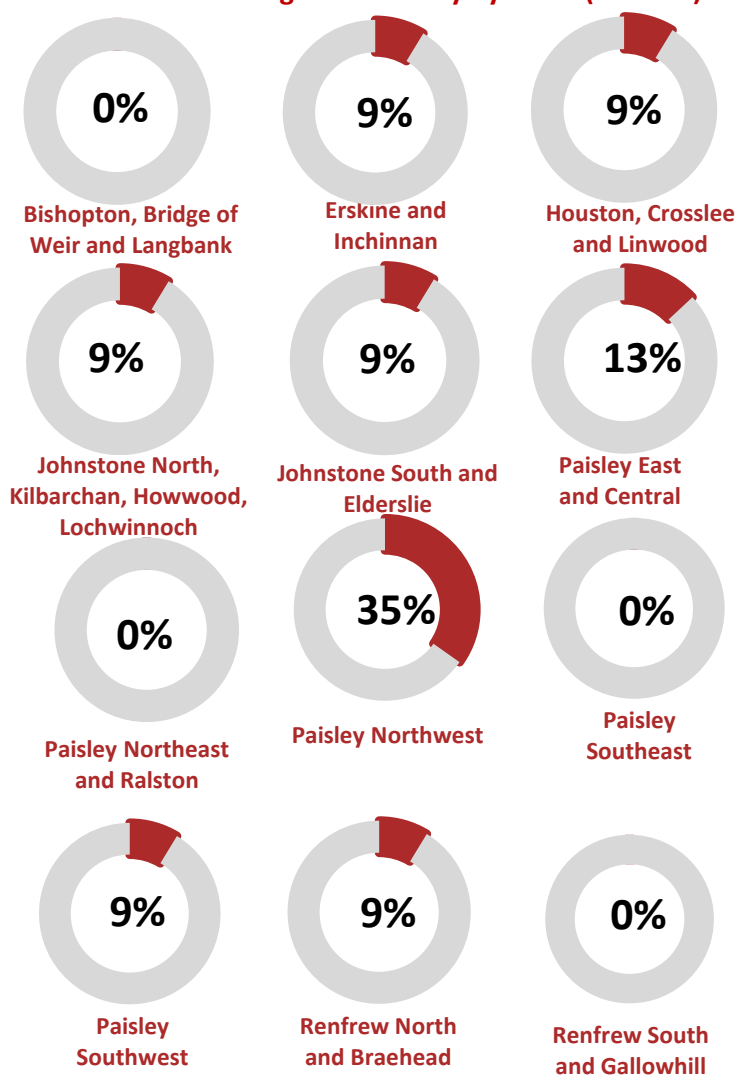


-16%

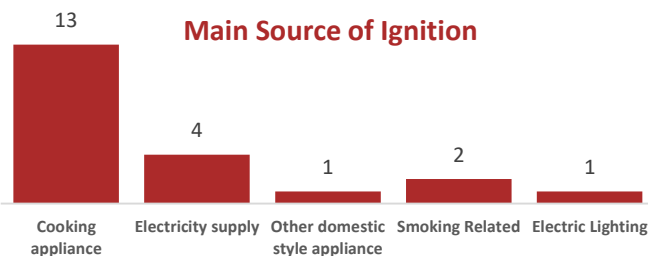
Accidental Dwelling Fires



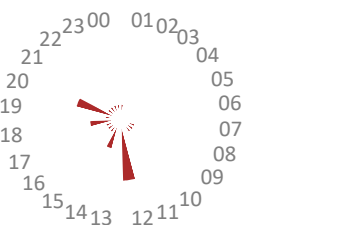
Accidental Dwelling Fires Activity by Ward (% share)



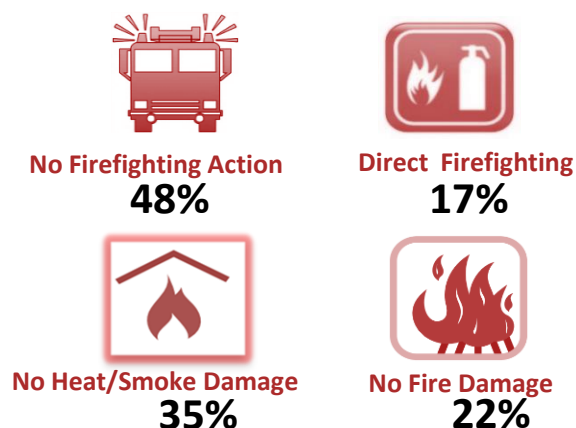
Main Source of Ignition



Accidental Dwelling Fires by Time of Day



Severity of Accidental Dwelling Fires



Human Factors



Automatic Detection & Actuation

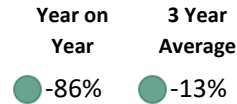


Accidental Dwelling Fires have shown a decrease of 45% (19 incidents) compared to Q2 of 2018/19. Cooking remains the most common source of ignition for the quarter, this is a shared theme across the West Service Delivery Area and the Scottish Fire and Rescue Service as a whole. Incidents were spread across all 12 wards with 35% of activity around the Paisley Northwest with 8 incidents. Of the 23 incidents, 11 did not require firefighting action and 15 had no fire damage (heat and smoke only). 17 of the dwellings had detection present and 12 alarms operated at the time of the incident.

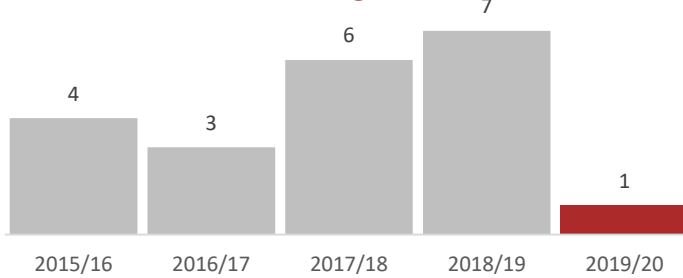
Domestic Safety - Accidental Dwelling Fire Casualties



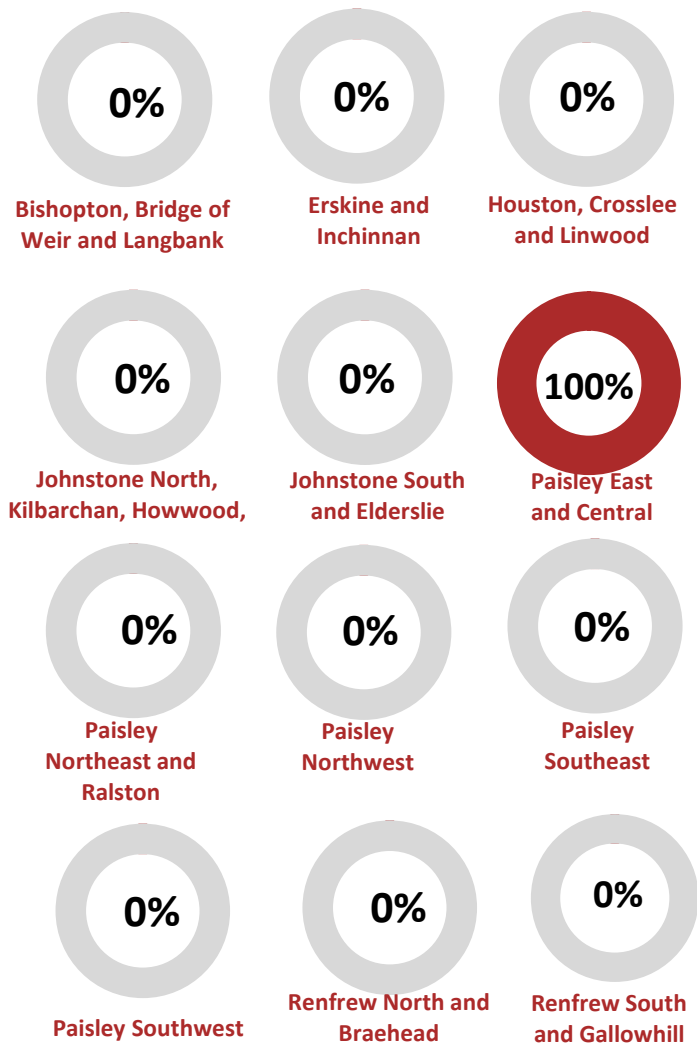
Performance Summary



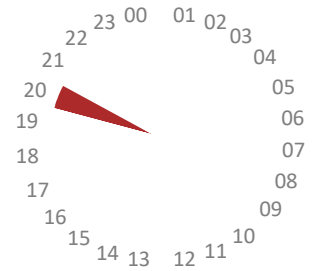
Accidental Dwelling Fires Casualties



Accidental Dwelling Fire Casualties by Ward (% share)




Fire Casualties by Time of Day



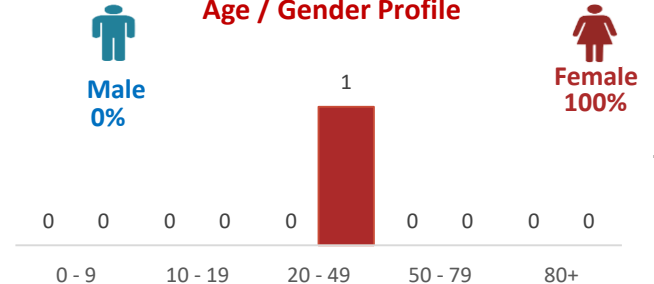
Nature of Injury



Extent of Harm



Age / Gender Profile

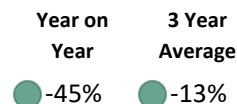


Accidental dwelling fire casualties have reduced by 86% for this quarter to 1. Injuries were sustained due to a fall by the occupant.

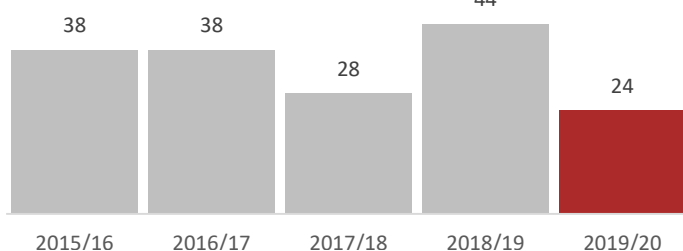
Unintentional Injury and Harm



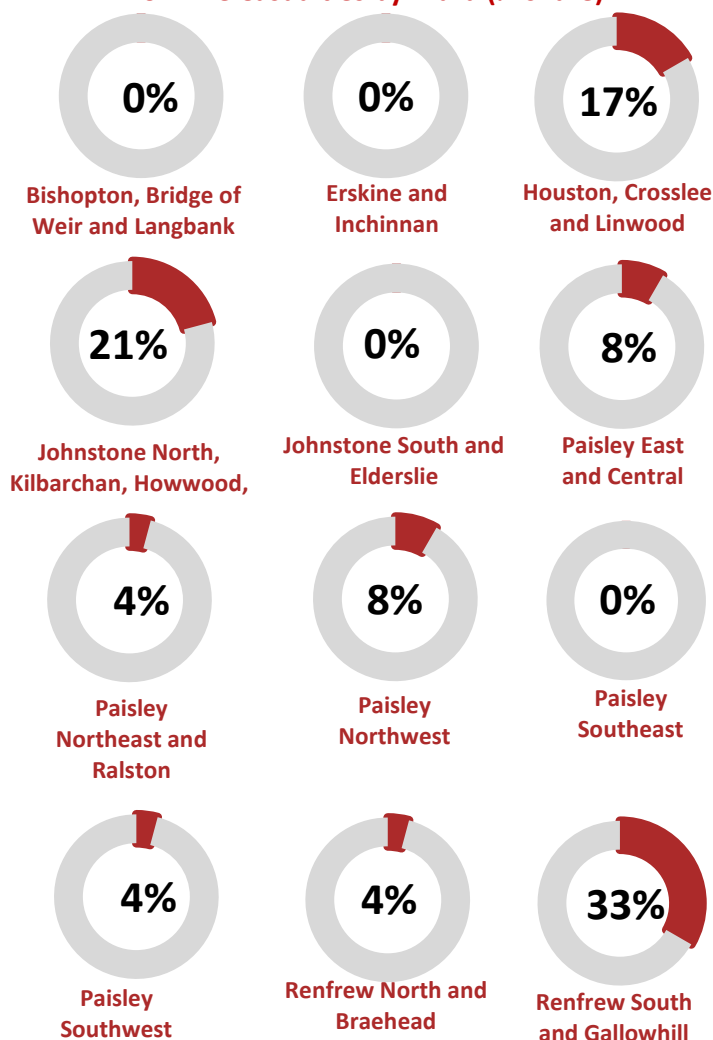
Performance Summary



Non-Fire Casualties



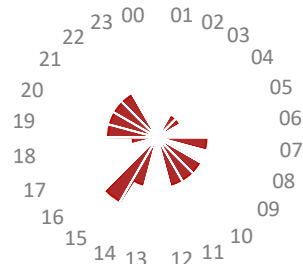
Non-Fire Casualties by Ward (% share)



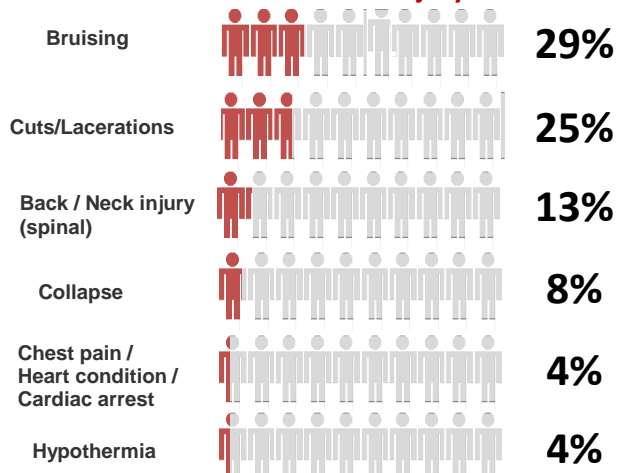
Non-fire casualties show a decrease from last year of 45% (20 casualties).

Johnstone North, Kilbarchan, Howwood, Lochwinnoch ward accounting for 5 casualties (effect entry/assist other agencies) and Renfrew South and Gallowhill ward, 8 casualties (5 - RTC, 1 - medical assistance and 2 other rescue/release).

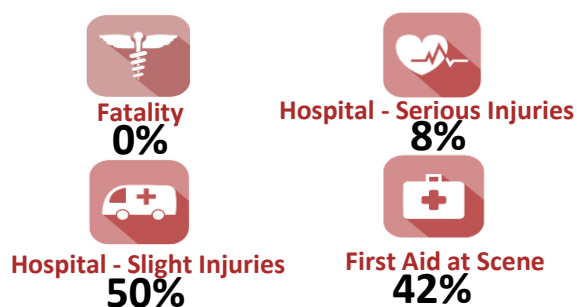
Non-Fire Casualties by Time of Day



Nature of Injury



Extent of Harm



Non-Fire Emergency Activity

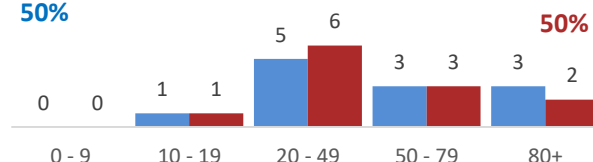


Male 50%

Age / Gender Profile



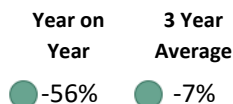
Female 50%



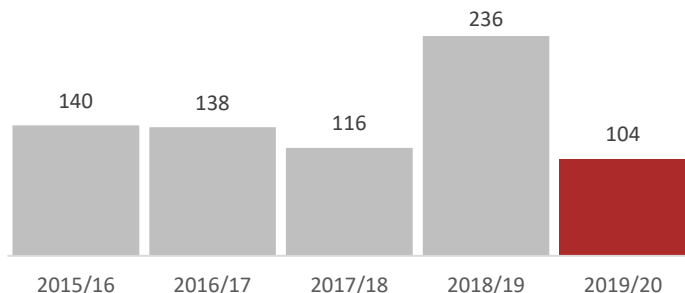
Deliberate Fire Setting



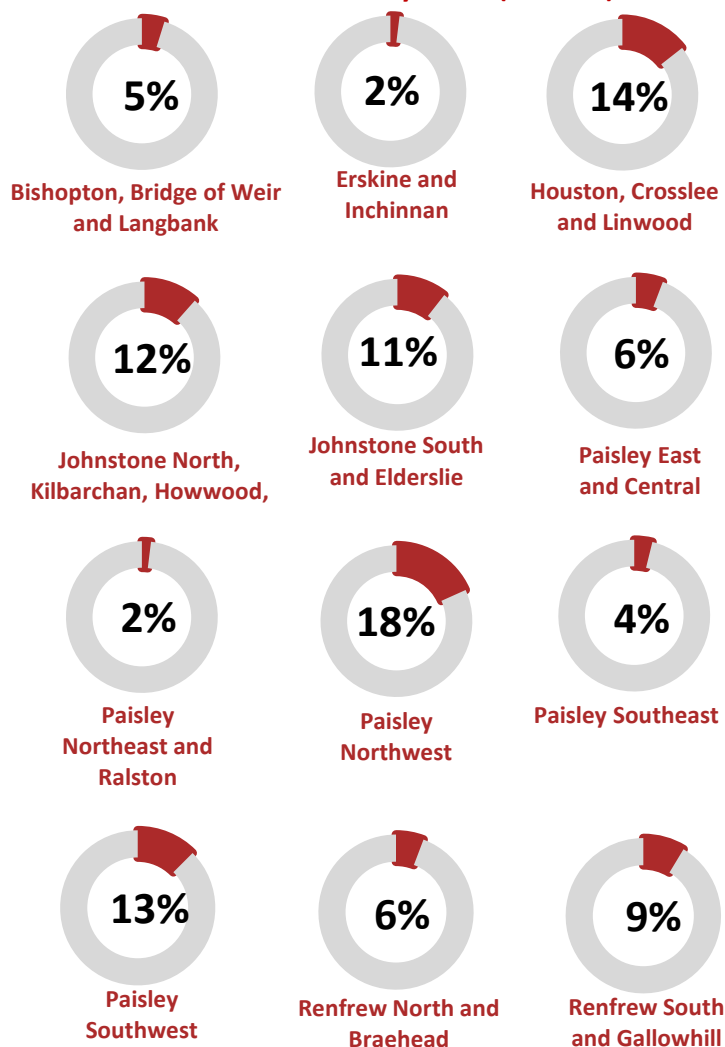
Performance Summary



Deliberate Fires



Deliberate Fires by Ward (% share)

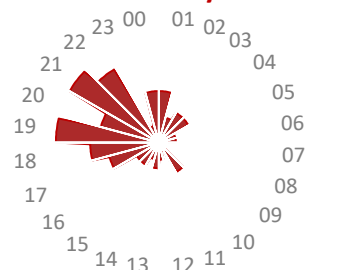


Definitions

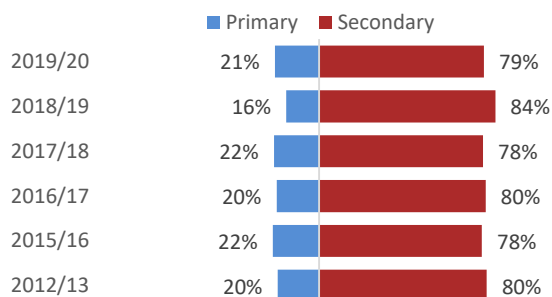
Primary Fires - all fires in buildings, vehicles and outdoor structures or any fire involving casualties, rescues or fires attended by five or more appliances

Secondary Fires - fire incidents that did not occur at a primary location, was not a chimney fire in an occupied building, did not involve casualties (otherwise categorised as a primary incident) and was attended by four or fewer appliances.

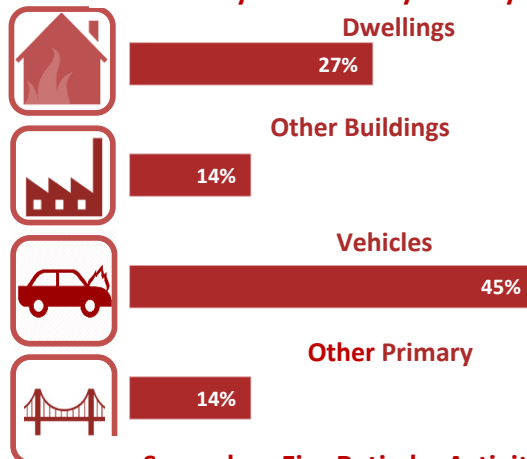
Deliberate Fires by Time of Day



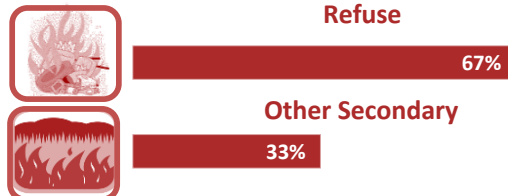
Deliberate Fires by Classification



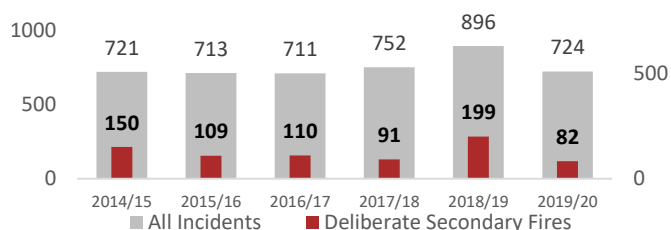
Primary Fire Ratio by Activity Type



Secondary Fire Ratio by Activity Type



Deliberate Fires Compared to Operational Activity

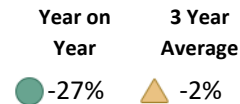


A significant decrease in deliberate fires for Q2 showing a reduction of over 50% (104 incidents) during the 3-month period.

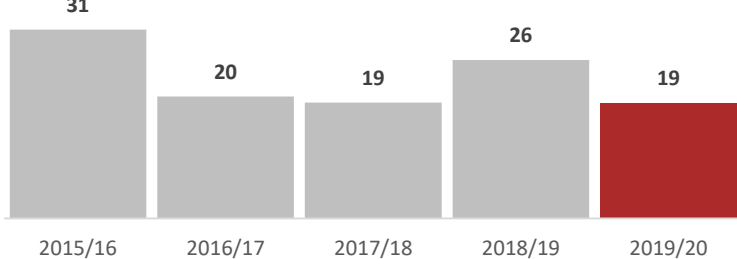
Non Domestic Fire Safety



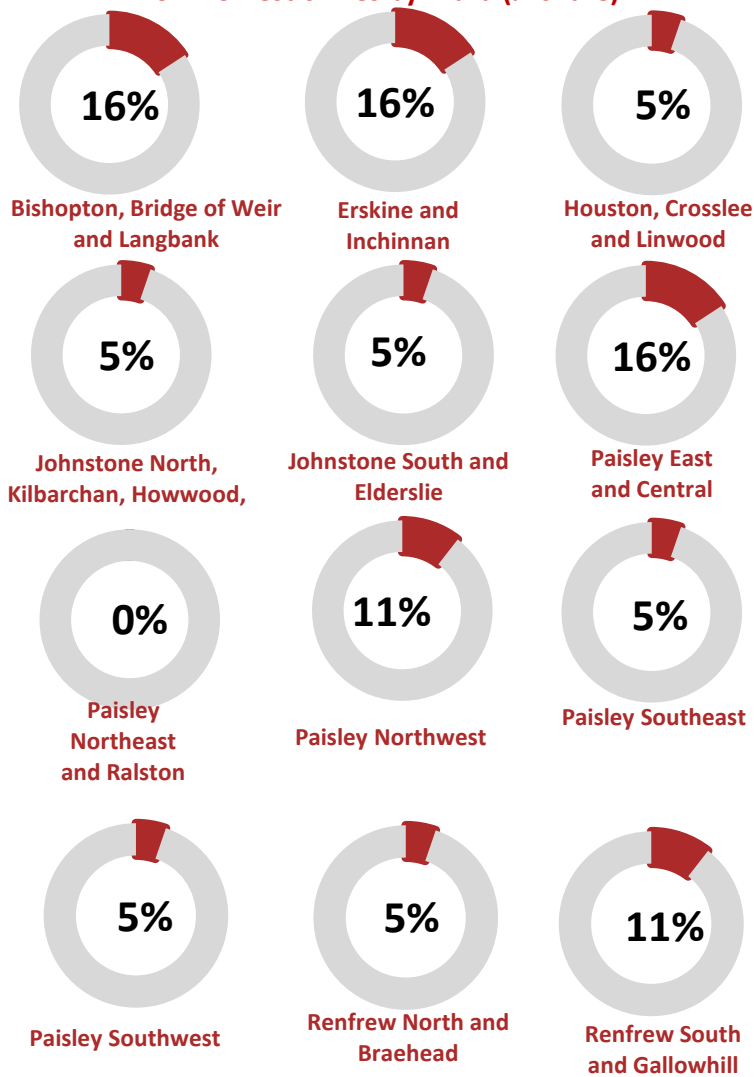
Performance Summary



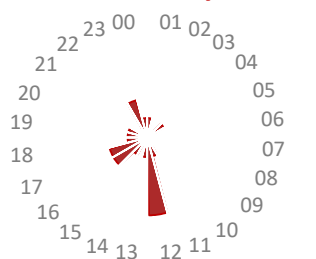
Non Domestic Fires



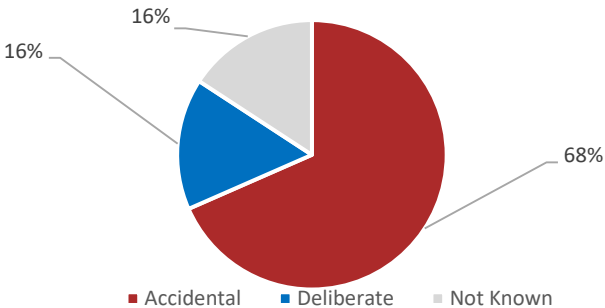
Non-Domestic Fires by Ward (% share)



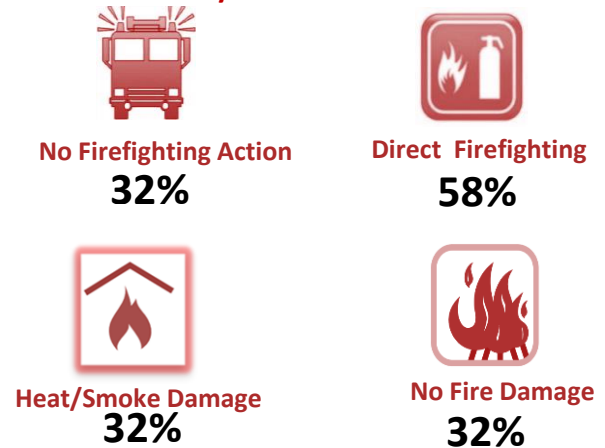
Non-Domestic Fires by Time of Day



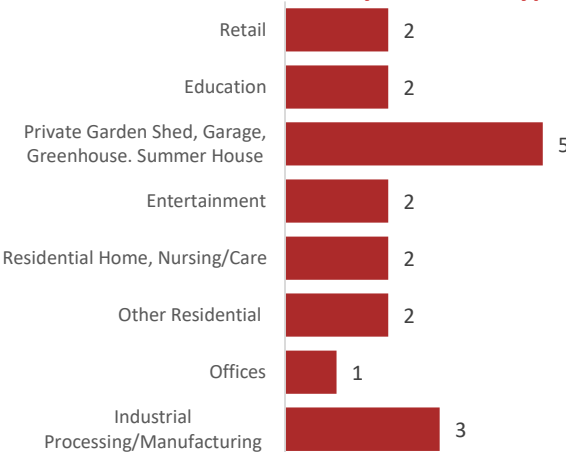
Non-Domestic Fires by Nature of Origin



Severity of Non-Domestic Fires



Non-Domestic Fires by Premises Type



A decrease of 27% (7 incidents) for the year on year figures with a 2% reduction over the 3 years average for Non-Domestic Fires.
68% (13) of these incidents were accidental, due to faults in equipment, overheating and careless handling of equipment.
5 incidents occurred in private garden garage/sheds/greenhouses.

Unwanted Fire Alarm Signals



Performance Summary

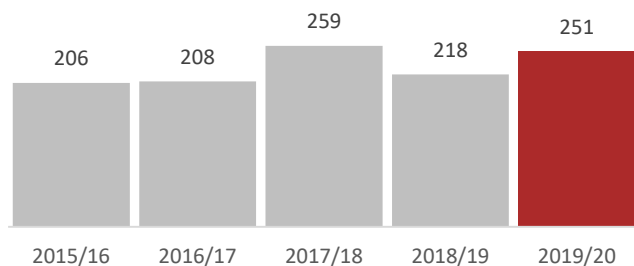
Year on
Year

15%

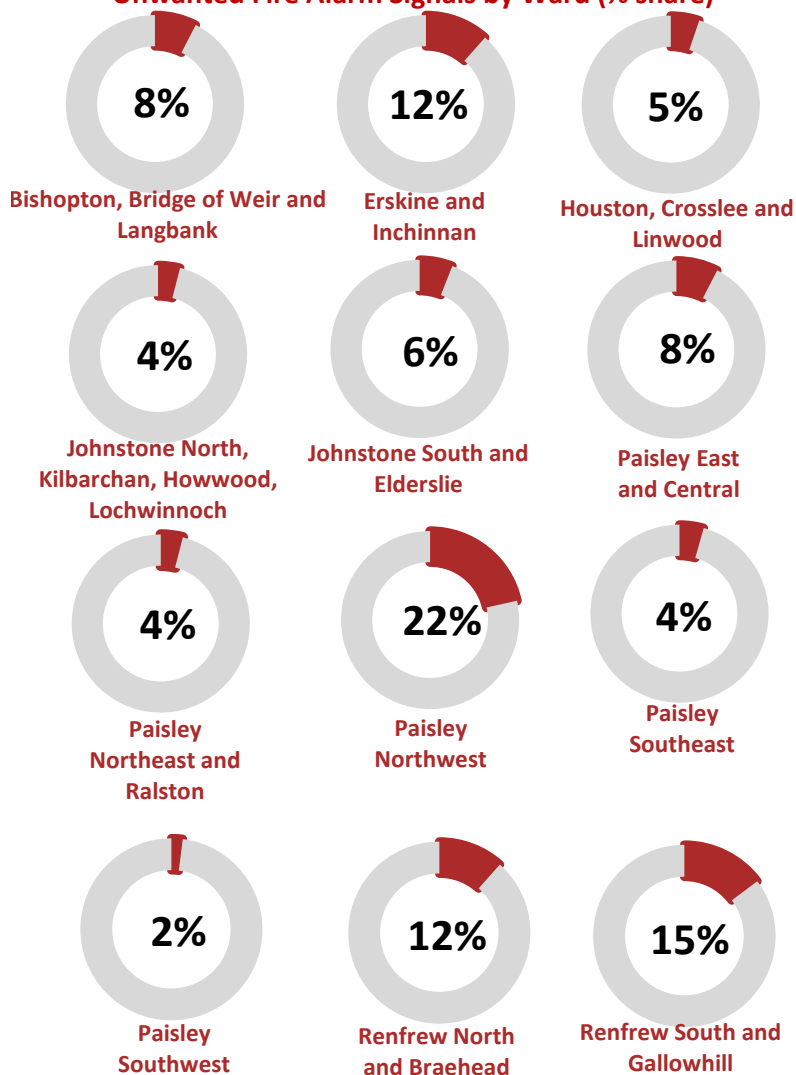
3 Year
Average

6%

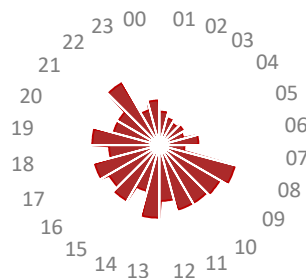
Unwanted Fire Alarm Signals



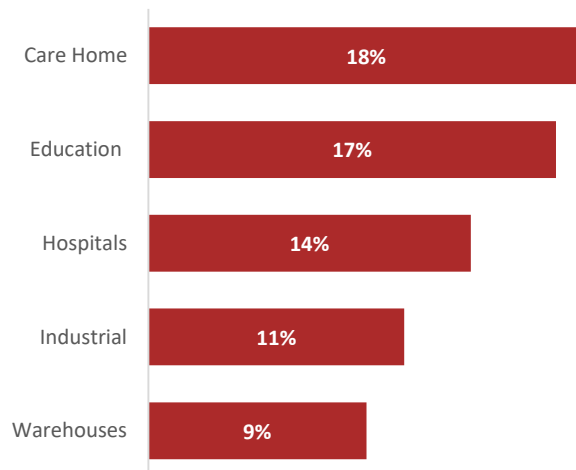
Unwanted Fire Alarm Signals by Ward (% share)



Unwanted Fire Alarm Signals by Time of Day



Unwanted Fire Alarm Signals - Top 5 Premises



Unwanted Fire Alarm Signals Activity Ratios



UFAS Percentage Against all Incidents

35%



UFAS Percentage Against all False Alarms

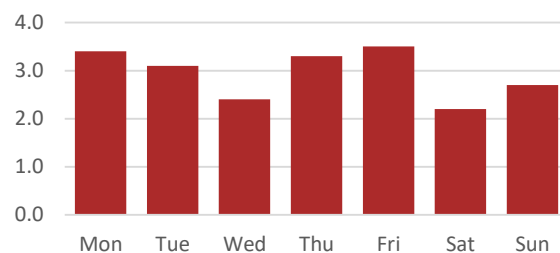
58%



Human Influence and Alarm Activations

28%

Average Unwanted Fire Alarm Signals per Day



Unwanted Fire Alarm Signals (UFAS) show a 15% (33 incidents) increase from last year's reporting period. Care homes (including, residential, sheltered and children's homes) account for 46 incidents, education (including, infant, primary, secondary schools and college/university) 43 incidents and hospitals 34 incidents. These 3 premises type account for 49% of UFAS activity during the quarter in Renfrewshire.

Keeping People Safe in Renfrewshire

Our Purpose:- To improve the safety and wellbeing of people, places and communities in Scotland.

Violence & Antisocial Behaviour



FYTD (April to July 2019) there were 119 Group 1 Crimes of Violence; up 32.2% on the previous year with 29 additional victims. The 5 year average for Group 1 crimes is 70.2

Since 1 April 2019, 693 crimes have been identified via police proactivity.

There were 49 more common assaults (+9.1% to 331 – lower than the 5 year average of 365) and 212 fewer disorder complaints (-6.4%). YTD 81 common assaults targeted police officers and a further 13 were against other emergency workers.

Overall upward trend in both serious & minor violence.

The detection rate for robberies is up to 87.5%, however for serious assaults this has decreased to a current rate of 74.6%.



Public Protection



Recorded sexual crime has seen a decrease of -4.0% when compared to the previous year, with 6 fewer victims.

35% of reported sexual offences in the current year are non-recent in nature, down from 44% the previous year. Sexual crimes with a domestic element increased by 37% on the previous year.

Victims aged 11 - 15 years at the time of the offence constituted the highest proportion of sexual crimes (35%), with 58% of these reports being non-recent and 20% being cyber-enabled.

The detection rate of sexual crime YTD is 66.4% - up from 61.7% in the previous year.



There were 129 reported missing person incidents in Renfrewshire with 44% involved Looked After and Accommodated Children (LAAC). As such Children's Units featured as the locus from which people went missing in 44% of cases. In 42% of incidents persons were missing for less than 12 hrs in total. 58% of all MP's reported were male. Repeat missing person incidents all involved children under the age of 16 years.

The number of unique incidents involving an adult or child concern decreased by 3%.

798 domestic abuse incidents have been reported to the police, an increase of 14.3% on the previous year. Meanwhile, 503 crimes and offences were raised as a result of reported incidents, representing an increase of 32.4% on the previous year.

53 complaints have been received in relation to the Police within Renfrewshire (26.1 complaints per 10,000 incidents). A total of 72 allegations have been recorded. Of these 14 related to Quality of Service allegations.

Renfrewshire

Local Policing Plan (2017 – 2020)

Reporting Period – 1 April '19 – 31 July '19



Major Crime & Terrorism



In 2019/20, 29 persons linked to serious and organised crime were arrested, in addition to £148,993 being seized under Proceeds of Crime Act legislation.

There were 44 detections for drug supply offences, which has remained the same as the previous year. Cannabis, cocaine and heroin featured most predominantly in drug supply offences, being involved in 26%, 28% and 19% of offences respectively.

YTD there have been nine suspected drug related deaths, all awaiting toxicology results. All but one of the deaths involved males aged between 29 and 46



152 crimes were designated as 'cyber-crimes' via application of the relevant cyber-crime marker, in 2019/20. Reporting of cyber-crimes has increased significantly on same period in 2018/19 due to encouraged reporting and social media campaigns. Reported offences included online credit and debit card fraud, menacing and offensive communication offences using various social media platforms such as Instagram and Facebook.

Road Safety & Road Crime



YTD, there has been one road fatality occurring within Renfrewshire, one fewer than last year. Serious and slight road injuries also decreased by -35.7% (five less victims), and -41.2% (21 fewer victims) respectively.



Speeding, seat belt and mobile phone offences have increased compared to the same period last year (up by 32.0%, 56.3%, 10.3% respectively). Meanwhile dangerous driving, disqualified driving, driving licence and insurance offences have decreased (down 6.5%, 30.8%, 54.0% and 27.5% respectively).

Acquisitive Crime



Shoplifting increased by 72 crimes to a total of 362 - an increase of 24.8%. Paisley town centre is the primary hotspot location.



114 housebreakings (inc attempts) - down by 7.3%, with 9 fewer crimes. Dwelling houses account for 43% of HBs.

YTD is showing an increase of 2.7% in the volume of recorded crimes of dishonesty. While the majority of acquisitive crime categories fell, this decline was offset by an increase in the volume of crimes of fraud, theft by shoplifting and general thefts.



There have been 9 reported bogus crimes, down from 10 in the previous year. Eight of the victims YTD were over the age of 70 years, with four crimes involving bogus workman purporting to be plumbers, builders and from the waterboard.

One report involves an elderly repeat complainer who has been targeted previously by bogus workmen stating work was required on their home.

Our Renfrewshire is fair: addressing the inequalities that limit life chances

Wellbeing Event: - Wellbeing Event, Thursday 22nd August 2018, Paisley Police informal event with Coffee and Cake with any monies raised going to a selected charity, 'Diabetes'. In attendance: - K Division Wellbeing Champions, Cycle to work Scheme, Police Mutual, Police Care UK, NHS Scotland, Credit Union, SPRA, Police treatment centre.

Keeping in Touch – An event that took place on 26th September 2019 within Paisley Police Office. The KIT Event day was in response to Scottish Women's Development Forum (SWDF) research which highlighted some significant shortcomings in the experience of Police staff and Officers who were pregnant/on maternity leave around the country. This event was attended by SWDF Chair and representatives from Human Resources, Resource Management and Finance who provided inputs with information and guidance in relation to these matters, with an opportunity to ask questions. The event allowed all Police staff and Officers the opportunity to share any concerns or experiences they may have had. This was an open invitation to ALL police officers and staff, however the content benefitted those who can associate with the following: Pregnancy, Maternity/Paternity, Shared Parental Leave, Adoption, Fertility Treatment, Planning a family.

Energy reduction, solar panels: - Police Scotland's Carbon Management Plan, are committed to investigating and implementing renewable technologies across the service. Estates designed and implemented various projects where solar photo voltaic (PV) panels were installed at selected properties namely Paisley Police office. These panels work by using particles of light to generate electricity, even on cloudy days, which is good news for Scotland! The total electricity generated by these solar panels has now exceeded 300,000 kWh force wide, enough to supply an entire building the size of Renfrew. Installations registered with the UK Government Feed in Tariff (FiT) scheme. This means we are paid by our energy supplier for every unit of energy that we generate from our PV panels, and so our payback (the time it takes for the cost of installation to payback in savings) will be shorter.

Operation Owl:- During the weekend of 21st-22nd September, Wildlife Crime and Rural teams in 26 forces across the UK will be intensifying their efforts to raise awareness and tackle bird of prey persecution; a criminal offence under the Wildlife and Countryside Act 1981. Birds of prey, or raptors, such as the golden eagle, buzzards, peregrines, red kites and hen harriers are deliberately and relentlessly shot, trapped and poisoned in our countryside. Persecution such as this, seeks to threaten Scotland's natural heritage and iconic wildlife which it's recognised and adored for worldwide. Raptor persecution is one of the main wildlife crime priorities which includes poisoning, shooting, trapping and disturbance. Birds of Prey are protected species and therefore any criminal offences committed against them are covered by the Wildlife and Countryside Act 1981. Police Scotland recognises the detrimental impact wildlife crime has on Scotland's reputation and continues to focus on identifying and prosecuting those responsible. There are thirteen dedicated Wildlife Crime Liaison officers in each territorial Division and Police Scotland is the only force in the UK to have a wildlife crime police dog.

Serious and Organised Crime/Violence and Disorder – Intelligence led operation by K Division Serious Organised Crime Team, two houses in the Renfrew area were searched under warrant MDA 1971. Items recovered were 1kg of white powder (mixing agent), 40g cocaine (street value if mixed with agent circa £20K), Mixing blenders, scales, 'Ziploc' bags, 480 x MDMA (Ecstasy) tablets (street value circa £480, 10g herbal cannabis (street value £80-£100). Suspect traced to their workplace & vehicle searched there (under warrant), further 15x 1g wraps of cocaine seized (street value £600). In total 5 persons were arrested, admissions made, 3 of which were held custody for court.

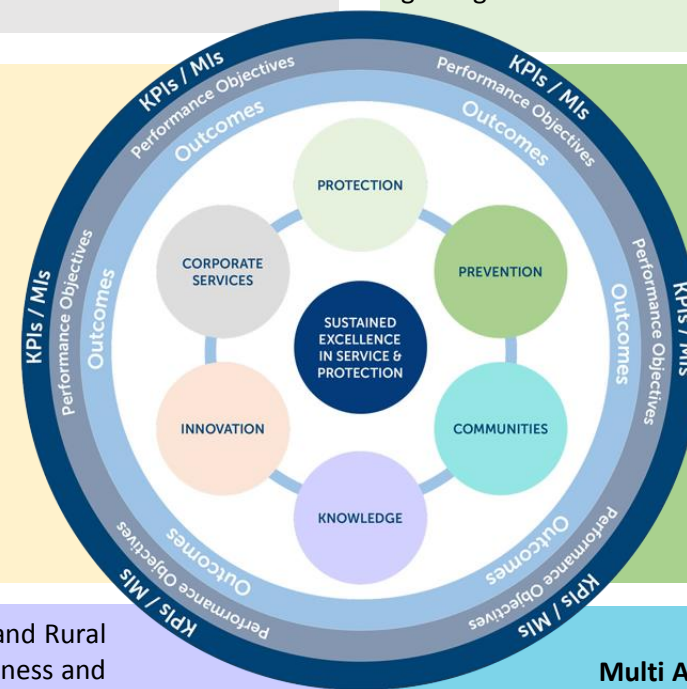
Protecting the public – Vulnerable Person – Police were contacted due to a male who had made his way to the living room window tied a wire round the curtain rail and round his neck threatening to jump. The male was sitting on window ledge with his legs dangling stating if police approached he would jump. During this 2 ½ hr period the Police witness established a strong rapport with the male who was very emotional and maintained he was going to hang himself and again sat outside the window dangling his legs with ligature around his neck. He was spoken back off the ledge by the officers who demonstrated exceptional communication skills talking the male off the ledge twice and gaining his trust.

Acquisitive Crime Action Plan supported by Johnstone Business Consortium, ran throughout the month and August targeting shoplifters and frauds within Johnstone Town centre. Mixture of High Vis patrols, increase in Officers on foot in specific areas and targeting offenders.

Media: - In partnership with Paisley Daily Express newspaper we are delivering a 3 month campaign highlighting local crimes against our elderly residents. The campaign will feature lived experience stories and deliver a prevention and education campaign across the Renfrewshire area.

Multi Agency Partnership Working – Fresher's week - On 27th and 28th August there was a 2 day planned campaign at UWS Paisley and West of Scotland College, Greenock Campus. This involved handing out information on the 'Don't ask for it' campaign in relation to buying alcohol for someone under the age of 18, including what the repercussions could be once the case was heard at court i.e. Fine up to £5000 or up to 3 months in prison. A student fresher's week campaign questionnaire was compiled and handed out, asking for an anonymous response to questions in relation to the 'Don't ask for it' campaign.

Operation Moonbeam: - CP Teams, Wardens & SFRS conducted joint visits to all secondary schools within Renfrewshire & Inverclyde. This is part of operation "Moonbeam", deliberate Fire reduction strategy, our key aim is to reduce Fireworks related anti-social behaviour & violence, Police will liaise with Watch Commander to schedule the event.



Our Renfrewshire is thriving: maximising economic growth that is inclusive and stable

Have your say! - Your View Counts - <https://www.surveymonkey.co.uk/r/CXH85XJ>