

Notice of Meeting and Agenda

Police and Fire and Rescue Scrutiny Sub-Committee

Date	Time	Venue
Tuesday, 21 May 2024	15:00	Council Chambers (Renfrewshire), Council Headquarters, Renfrewshire House, Cotton Street, Paisley, PA1 1AN

MARK CONAGHAN
Head of Corporate Governance

Membership

Councillor Marie McGurk (Convener): Councillor Robert Innes (Depute Convener):

Councillor Alec Leishman: Councillor Mags MacLaren: Councillor Iain McMillan:

Hybrid Meeting

Please note that this meeting is scheduled to be held in the Council Chambers. However, it is a hybrid meeting and arrangements have been made for members to join the meeting remotely should they wish.

Meeting Details

The meeting will take place at 3.00pm or at the conclusion of the Communities and Housing Policy Board whichever is the later.

Members of the Press and Public

Members of the press and public wishing to attend the meeting should report to the customer service centre where they will be met and directed to the meeting.

Further Information

This is a meeting which is open to members of the public.

A copy of the agenda and reports for this meeting will be available for inspection prior to the meeting at the Customer Service Centre, Renfrewshire House, Cotton Street, Paisley and online

at <http://renfrewshire.cmis.uk.com/renfrewshire/CouncilandBoards.aspx>

For further information, please email
democratic-services@renfrewshire.gov.uk

Webcasting of Meeting

This meeting will be filmed for live or subsequent broadcast via the Council's internet site – at the start of the meeting the Convener will confirm if all or part of the meeting is being filmed. To find the webcast please navigate to

<https://renfrewshire.public-i.tv/core/portal/home>

Apologies

Apologies from members.

Declarations of Interest and Transparency Statements

Members are asked to declare an interest or make a transparency statement in any item(s) on the agenda and to provide a brief explanation of the nature of the interest or the transparency statement.

- | | | |
|----------|--|----------------|
| 1 | Police Scotland - Performance Report | 5 - 14 |
| | Report by Police Scotland. | |
| 2 | Scottish Fire and Rescue Service - Quarterly Performance Report | 15 - 24 |
| | Report by Scottish Fire and Rescue Service. | |
| 3 | Local Issues | |
| | Verbal update by Police Scotland and Scottish Fire and Rescue Service. | |











Renfrewshire Performance Summary Report

Reporting Period: 01/04/23 - 29/02/24



**POLICE
SCOTLAND**
POILEAS ALBA

Unless otherwise stated, all data provided within this report is for the period 1 April 2023 - 29 February 2024, with comparisons made against the same period in the 2022/2023 period. All statistics are provisional and should be treated as management information. All data have been extracted from Police Scotland internal systems and are correct as at 19 March 2024.

Incidents Recorded	Common Assault	Overall Dishonesty	Domestic Abuse Incidents
+5.9%	+9.3%	+14.8%	+0.9%
			
47,988	1,657	3,340	1,779
Overall Violent Crime	Sexual Crime	Road Traffic Casualties	Disorder Complaints
+8.6%	+4.4%	-14.2%	-4%
			
1,823	403	133	5,696
Missing People	Total Crime		Housebreaking
-30%	+3.1%		+14.3%
			
166	14,893		208



Renfrewshire Performance Summary Report

Reporting Period: 1 Apr 2023 to 29 Feb 2024





SECTION	PAGE NUMBER
Introduction	2
Executive Summary	3
Demand Analysis	4
Antisocial Behaviour, Violence & Disorder	5
Protecting Vulnerable People	6
Acquisitive Crime	7
Cyber and Digital Crime	7
Road Safety and Road Crime	8
Public Confidence - Complaints & Allegations	9
Recent Initiatives and Results	10
Forthcoming Initiatives	10

Introduction

I am pleased to present this report to the Police Fire and Rescue Committee for its information and consideration. Please note that all data included in this report are management information and not official statistics. All data are sourced from Police Scotland internal systems and are correct as of date of publication. Unless stated otherwise, numerical comparisons are against the comparable period in the preceding reporting year.

Chief Superintendent Gordon McCreadie
Renfrewshire & Inverclyde Divisional Commander

RENFREWSHIRE POLICING PRIORITIES 2023 - 2026

PRIORITY	EXECUTIVE SUMMARY
 VIOLENCE, DISORDER AND ANTISOCIAL BEHAVIOUR	<p>In line with a rise noted at the national level, overall violent crime has increased by 8.6% on the previous year, to a total of 1,823 crimes. Minor violence has increased by over nine percent, with serious crimes of violence rising by two percent. The overall rate of violent crime in Renfrewshire is 101.8 crimes per 10,000 population. The detection rate for violent crime is 65.2%, compared to 67.3% in the same period in 2022/23.</p>
 PROTECTING VULNERABLE PEOPLE	<p>Reported sexual offences have increased by 4.4%, to a total of 403 crimes. This is consistent with a rise at the national level. The detection rate is 61.8% which remains above the national detection rate for the reporting period. A third of all recorded sexual crimes involved non-recent reporting. Approximately 40% of sexual crimes were non-contact offences, with many of these being cyber-enabled sexual crimes.</p>
 ACQUISITIVE AND CYBER / DIGITAL CRIME	<p>As per the national picture, recorded crimes of dishonesty increased by 14.8% in Renfrewshire, to a total of 3,340. The most significant drivers in terms of the overall increase are crimes of fraud (+16.4%), shoplifting (+48.1%) and acquisitive motor vehicle crimes (+21.5%). The detection rate of 35% remains above the previous year's rate and the national detection rate for the same period.</p>
 ROAD SAFETY AND ROAD CRIME	<p>Countering a slight increase noted at the national level, recorded road traffic offences in Renfrewshire have fallen by three percent on the previous year to a total of 3,023. Overall, road injuries have fallen by over 14%, with this drop including one less road death and 21 fewer 'slight' road injuries.</p>

POLICE SCOTLAND'S POLICING PRIORITIES 2023 - 2026

Protecting vulnerable people

Renfrewshire & Inverclyde Division continues to support a multi-agency approach to reduce drug deaths, to engage with Scottish Government and stakeholders to influence approaches to supporting individuals with complex mental health needs, and to work in partnership to develop local effective and efficient pathways to support vulnerable people.

Working with communities

The Division continues to support this Police Scotland priority and to develop strategic partnerships to find synergy in policy making and shared resources. Police in Renfrewshire recognise the importance of engaging with communities to understand their needs, and strive to support innovation in local partnership settings.

Tackling crime in the digital age

Police in Renfrewshire continue to benefit from the support of specialised Police Scotland units such as the Cybercrime Unit and the Economic Crime and Financial Investigation Unit, amongst others. There are continued efforts to ensure our Officers have the training, resources and equipment needed to tackle the threat arising from cyber related criminality and technological advancement. Police in Renfrewshire continue to receive support from the Online Child Sexual Abuse and Exploitation Unit (part of the national Specialist Crime Division) in relation to the investigation and prevention of online sexual crimes targeting children.

Support for operational policing

Renfrewshire Police continue to link in closely with Police Scotland's Corporate Services who enable and support operational resources to deliver against the strategic priorities and their outcomes.

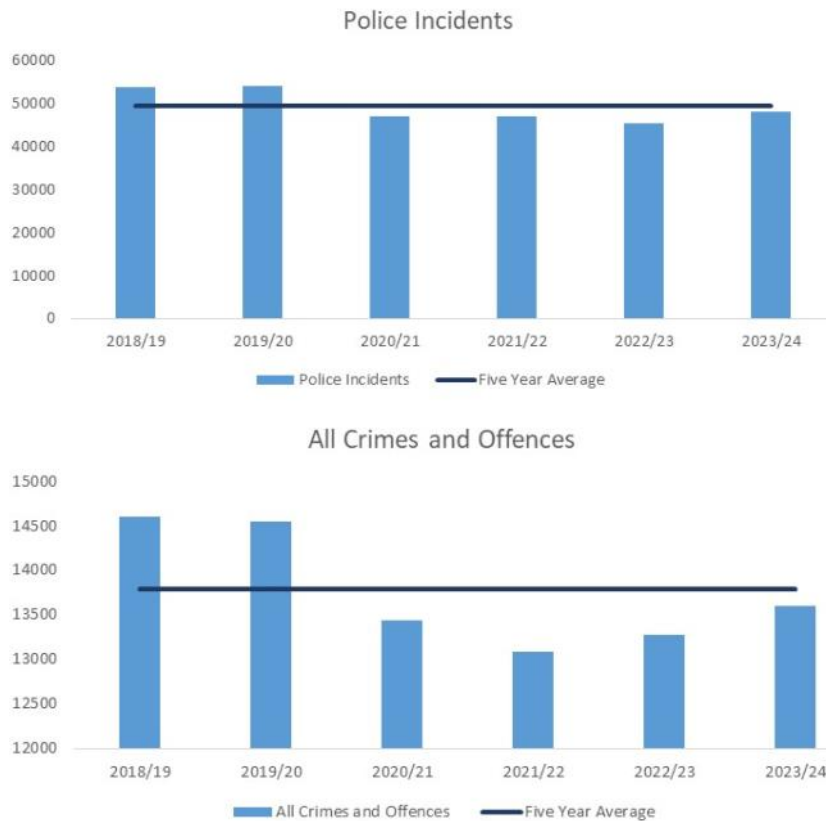
As part of the Digitally-Enabled Policing Programme, migration to new national Core Operational Systems has led to increased efficiency and deployability of local Police Officers, allowing them to more effectively serve Renfrewshire's communities.

DEMAND ANALYSIS

PYTD - PREVIOUS YEAR TO DATE

CYTD - CURRENT YEAR TO DATE

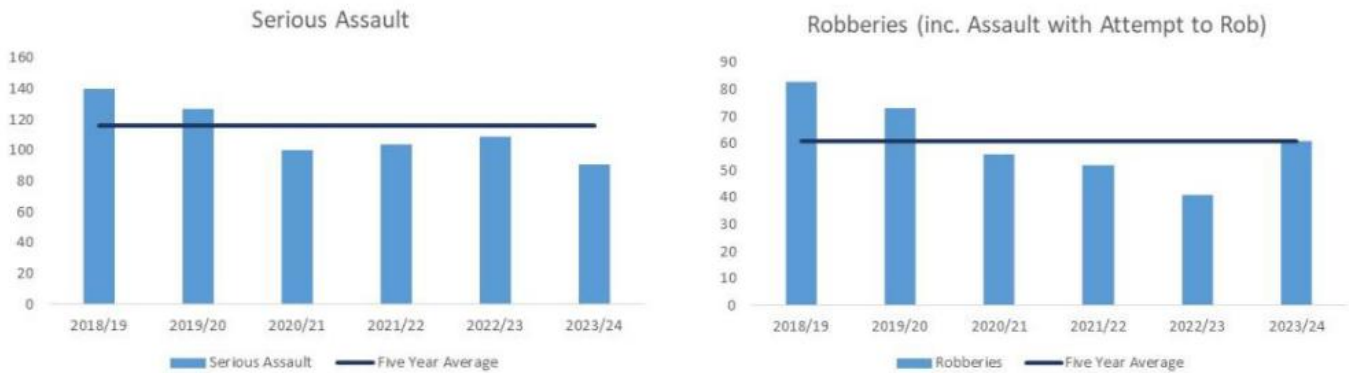
CRIME	PYTD	CYTD	INCIDENTS	PYTD	CYTD
Total Crimes & Offences	13,276	13,606	Total number of incidents	45,294	47,988



Broadly similar to the rise noted at the national level, the number of recorded crimes and offences in Renfrewshire has risen by 2.5% compared to the previous year, totalling 13,606 in the current reporting period. An increase has been recorded across various crime groups, including Group 1 (non-sexual crimes of violence), Group 2 (sexual crimes), Group 3 (acquisitive crimes like theft and fraud), and Group 6 (miscellaneous offences like common assault). These increases have been partially offset by declines in Group 4, 5 and 7. Despite the overall uptick in crime figures, Renfrewshire's total recorded crimes and offences remain 1.3% below the previous five-year average. The detection rate for all crimes and offences stands at 63.4%, which remains comparable to the previous year's rate of 65.2%.

A rise has also been noted in respect of police incidents, with 47,988 recorded in the reporting period. This amounts to a six percent increase on the same period in 2022/23. Approximately 53% of incidents received police attendance, with 17.5% resulting in crime being recorded. While some of this increase is attributed to silent or discarded 999 calls, often caused by accidental dials from smart devices due to software updates, there are also signs of a growing and evolving demand on police in Renfrewshire, including rises in certain crime incidents (including thefts and assaults) and external agency requests. We continue to work closely with partner agencies to ensure the implementation of the most appropriate and proportionate response to identified issues.

VIOLENCE, ANTISOCIAL BEHAVIOUR AND DISORDER



Violence

The rate of violent crime in Renfrewshire (101.8 crimes per 10,000 population) is lower than the national average (approximately 105.7 crimes per 10k) in the current reporting year. As per the national picture, recorded crimes of violence have increased on the previous reporting period (+8.6%) to a total of 1,823 crimes. Minor violence has increased by 9.3%, with crimes of serious violence rising by a smaller margin, 2%. Over 58% of all crimes of violence occurred in private spaces such as dwelling houses. Violence occurring in private spaces tends to be associated with unique challenges to Police, with limited investigative opportunities (witnesses and CCTV) and fewer opportunities for prevention, however, we will continue to direct resources to all established and emerging areas of concern, and to capitalise on all available investigative options, including forensic and digital evidence. In response to an increase in incidents of disorder in Paisley Town Centre, a joint collaborative approach has been developed, culminating in a multi-agency response. This incorporates intelligence led briefings, high visibility and plain clothes officers providing additional attention to the area, and engagement with partners in particular Renfrewshire Council Youth Engagement Team and Community Wardens.

Disorder and Antisocial Behaviour

Recorded fire raising crimes have fallen by 9.8% on the previous year. Advice continues to be issued to all householders regarding the dangers of leaving combustible items in common close areas. Meanwhile, recorded vandalism crimes have fallen by 11.5% on the previous year. While the issue of antisocial behaviour and disorder continues to be a priority issue and area of concern for Renfrewshire's residents, incidents of this type have fallen by four percent, with 5,696 recorded. Where emerging disorder trends are identified, Police in Renfrewshire continue to engage in that multi-agency response to drive forward and build upon the positive proactive work already conducted via the Partnership Hub, ensuring suitable plans are in place to mitigate risk for the communities of Renfrewshire.

Hate Crime

223 hate incidents were recorded in Renfrewshire in the reporting period, an increase of 4.2% on the previous year. In total, 181 hate crimes were recorded - a rise of 1.1%. The detection rate for hate crime in the current reporting year was 61.3%, a slight drop on the detection rate for the same period in 2022/23 (62%). More than half of recorded hate crimes in Renfrewshire in the reporting period targeted victims on the basis of race, with just under a quarter targeting victims' sexual orientation. It should be noted that the reporting period does not incorporate or extend beyond the introduction of the Hate Crime & Public Order (Scotland) Act 2021. This Act came into effect on 1 April 2024, and introduces new measures designed to tackle the harm caused by hatred and prejudice.

PROTECTING VULNERABLE PEOPLE

Sexual Crime

403 sexual crimes have been recorded in Renfrewshire in the reporting period, a rise of 17 crimes on the previous year (+4.4%). In the reporting period, recorded sexual crimes also increased at a national level. Around a third of sexual crimes involved non-recent reporting. There are specific challenges associated with the investigation and detection of non-recent sexual crimes, due to the passage of time and resulting loss of various forensic opportunities. 40% of sexual crimes recorded in the current year related to non-contact offences - the majority of these being cyber-enabled sexual offences (e.g. indecent communications, sharing of intimate images without consent). The detection rate for sexual crimes is 61.8%, which remains above the national detection rate for sexual crime for the same reporting period.

Missing People

In the period April 2023 to February 2024, 166 missing person reports have been recorded in Renfrewshire, 71 fewer than the same period in the previous year (-30%). In the reporting period, nearly 37% (n=61) of all missing persons incidents involved Looked After and Accommodated Children (LAAC) going missing from Children's Homes. However, the number of missing person incidents involving LAAC has fallen by 31% on the previous year. The rollout of the Philomena Protocol and ongoing coordination and training relating to the national guidance for LAAC who go missing, in terms of the 'not at home', as well as the addition to the establishment of a dedicated Missing Persons Coordinator in the Division, have played a crucial role in reducing missing person incidents. While a large proportion of incidents continue to feature repeat missing people, there are also indications of a reduction in repeat incidents. The top five missing people in 2022/23 collectively featured in 59 incidents; whereas in the current reporting period, this fell to 42 incidents (-29%). Police will continue to engage with appropriate partners to safeguard and reduce threat risk and harm to our most vulnerable people especially when they go missing.

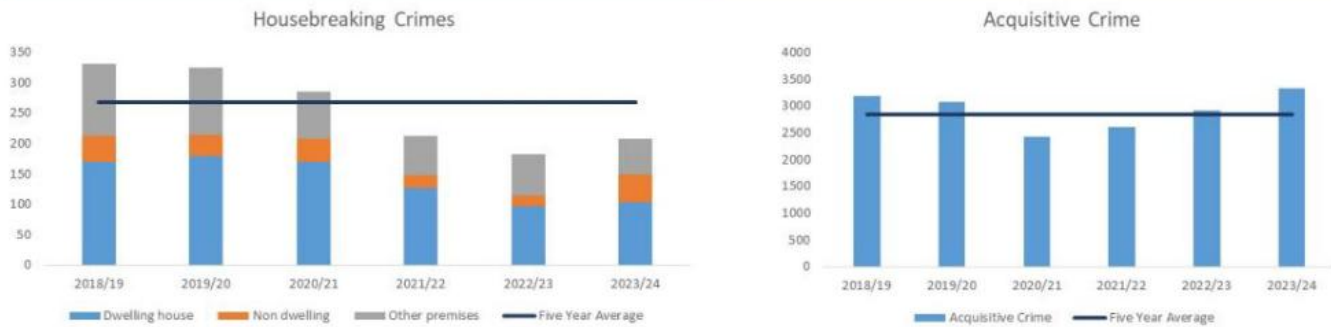
Domestic Abuse

Victims of domestic abuse remain one of Renfrewshire and Inverclyde Division's top priorities. While research strongly suggests that domestic abuse continues to be significantly under-reported, Police in Renfrewshire remain committed to delivering a professional, sensitive and consistent service to all victims of Domestic Abuse, in addition to continually striving to improve the service provided to victims. Recorded domestic abuse incidents in Renfrewshire increased by just under one percent on the previous year, to a total of 1,779. 45.7% of all recorded incidents resulted in a crime being recorded. The detection rate for domestic abuse crimes was 58.2% (a decrease on the previous year's rate of 70.4%). MATAC (Multi-Agency Tasking and Coordination) and MARAC (Multi-Agency Risk Assessment Conferences) processes continue to play pivotal roles in safeguarding victims of domestic abuse, ensuring the provision of tailored support, a cohesive partnership response, comprehensive evaluation of risks faced by domestic abuse victims, and the accountability of all case stakeholders. In Renfrewshire, MARAC referrals have increased by over 100%, while MATAC cases have risen by approximately a quarter as compared to the same period in the previous reporting year.

Drug Related Deaths

18 confirmed drugs related deaths have been recorded in Renfrewshire in the reporting period, with toxicology results awaited for a number of other lifestyle related deaths. Toxicology results in confirmed drug deaths identified that the vast majority related to poly-drug misuse. Analysis has identified that the benzodiazepine Bromazolam, and cocaine, are both becoming increasingly prevalent in drug related deaths, compared to the same period in 2022/23. Officers have been undertaking proactive initiatives and days of intensification as well as working with the Renfrewshire Alcohol and Drug Partnership (ADP), together aiming to provide support and signposting to reduce drug-related harm locally.

ACQUISITIVE CRIME



3,340 crimes of dishonesty were recorded in Renfrewshire in the reporting period - an increase of 14.8% on the same period in 2022/23. This increase is consistent with the national position. Meanwhile, the detection rate has increased by over five percentage points to 35%, with the Renfrewshire rate also remaining above the national average.

While housebreaking crimes have increased by 14.3% on the previous year, this increase is predominantly due to an increase in break ins to sheds and other outbuildings (45 crimes compared to 18 in the previous year). Housebreaking crimes targeting dwelling houses remain relatively low, with 104 crimes in the reporting period (equating to less than six crimes per 10,000 population). In addition, housebreaking crimes remain over 22% lower than the previous five year average.

With 1,078 recorded crimes, theft by shoplifting accounts for nearly a third of all recorded acquisitive crime. Crimes of this type have increased by over 48% on the previous year. An action plan has been implemented for Braehead Shopping Centre - a hotspot for shoplifting crime - which targets known groups of shoplifters. Other Problem Solving work continues with partners including Retailers Against Crime (RAC). This is supported by additional high visibility focused patrols within Paisley Town Centre, as well as theft preventative advice to security staff to improve processes along with target hardening guidance to retailers, increasing measures to stop reoffending.


126 crimes of theft of motor vehicle have been recorded - a rise of 2.4% on last year. However, a proactive focus on this issue has resulted in an increase of 9.4 percentage points in the detection rate, to the current position of 49.2%. Crime prevention advice continues to be issued to motor vehicle owners in Renfrewshire to raise awareness of measures that can be taken to reduce the likelihood of vehicles being stolen.

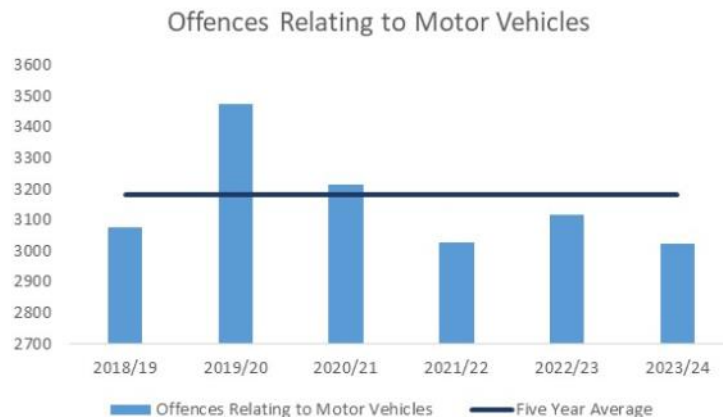
CYBER & DIGITAL CRIME

Cyber-enabled crime continues to impact on the communities of Renfrewshire. Crimes of dishonesty continue to constitute the largest proportion of any crime group in relation to cybercrime, with over 45% of cybercrimes belonging to this category. We continue to raise awareness of online frauds through our many local collaborations and nationally with Cyber Scotland Partnership and the financial industry.

Around 14% of recorded cybercrimes related to sexual offences— another key priority issue that Police in Renfrewshire continue to tackle with support from specialist national units. These crimes include sexual online communications with children, and possession of indecent images of children (IIOC). We engage nationally with partners to raise preventative awareness of online child sexual abuse and exploitation, partners include CEOP, Childline, Barnardo's, UK Safer Internet Centre, Lucy Faithful Foundation Scotland and the Internet Watch Foundation.

ROAD SAFETY AND ROAD CRIME

Road Traffic Casualties		2022/23	2023/24
	Number of persons killed on our roads	2	1
	Number of persons seriously injured	54	54
	Number of persons slightly injured	99	78
	Number of children seriously injured	7	6
Road Traffic Data from 01/04/2023 to 29/02/2024			



Overall, 22 fewer road casualties have occurred in Renfrewshire, as compared to the same period in 2022/23. This decrease comprises one fewer road death and 21 fewer slight injuries. Meanwhile, the number of serious road injuries remains unchanged on last year, with a total of 54. Six children have been seriously injured on Renfrewshire's roads - a decrease of one compared to the previous reporting period.

Meanwhile, the number of recorded road traffic offences in Renfrewshire have fallen by three percent on the previous year to a total of 3,023 in the reporting period. This stands counter to a small increase in road traffic offences at the national level. In Renfrewshire, a decrease has been noted across the majority of road traffic offences, though key exceptions to this include licence offences (+26.3%), insurance offences (+9.6%), mobile phone offences (+0.9%) and offences relating to careless driving (+14.6%).

In Renfrewshire, officers continue to harness community intelligence to conduct proactive speed checks across the local authority area, targeting areas causing concern to local residents. With ongoing support from the Road Policing Unit, (RPU) local officers work closely with the community and partners to deliver a proactive multi-agency response and to ensure that our roads remain safe for all users. This included a day of action targeting criminal use of the road network, in partnership with the Driver and Vehicle Standards Agency, which saw in excess of 90 cars being stopped resulting in a number of road traffic offences, vehicle defects, and faults being detected. The West Safety Camera Unit (SCU) of Safety Cameras Scotland continues to offer support to Renfrewshire Police across nine locations within the local authority area. These locations are selected using a rigorous assessment of injury collision volumes, severity and causation. Officers will continue to coordinate and map our activity with RPU, partners and our communities.

PUBLIC CONFIDENCE: COMPLAINTS & USER SATISFACTION

COMPLAINTS ABOUT THE POLICE

From 01/04/2023 - 31/03/2024

	TOTAL COMPLAINT CASES RECEIVED			TOTAL NUMBER OF ALLEGATIONS RECEIVED		
	YTD	PYTD	% Change	YTD	PYTD	% Change
Renfrewshire	249	206	20.9%	348	340	2.4%

Allegation Category and Type	PYTD	YTD	% change from PYTD
On Duty - TOTAL	218	250	14.7%
Assault	16	26	62.5%
Corrupt Practice	0	1	x
Discriminatory Behaviour	2	9	350.0%
Excessive Force	19	28	47.4%
Incivility	47	51	8.5%
Irregularity in Procedure	114	116	1.8%
Neglect of Duty	1	0	-100.0%
Oppressive Conduct/Harassment	3	6	100.0%
Other - Criminal	4	2	-50.0%
Other - Non Criminal	3	2	-33.3%
Traffic Irregularity/Offence	3	3	0.0%
Unlawful/Unnecessary Arrest or Detention	6	6	0.0%
Quality Of Service - TOTAL	122	98	-19.7%
Policy/Procedure	31	20	-35.5%
Service Delivery	25	28	12.0%
Service Outcome	66	50	-24.2%
Grand Total	340	348	2.4%

A total of 249 complaint cases and 348 allegations have been received in Renfrewshire in the period April 2023 to March 2024. Total complaint cases have increased by just under 21% compared to the previous year, while the number of allegations have risen by around two percent.

250 allegations were 'On Duty' with a further 98 relating to quality of service. The largest proportion of allegations related to irregularity in procedure.

PUBLIC CONFIDENCE

From 01/04/2023 - 29/02/2024

79.7% of respondents to the 'Your Police' survey reported that they felt very or fairly safe in their local area, while 46.9% of those who completed the survey stated that their concern about crime had increased in the last 12 months. 34.5% agreed, or strongly agreed that they had confidence in the police in their local area. 25.3% of Renfrewshire respondents felt that Police were doing a good job in the local area, while 68.8% agreed that they had respect for the local police. In Renfrewshire, the proportion of positive responses were either in line with, or exceeded comparable national figures for the reporting period.

Analysis of recent public survey results identifies several key themes and concerns amongst respondents, including crime and antisocial behaviour ranging from vandalism, drug dealing to attempted break-ins. Speeding vehicles and dangerous driving are also recurring concerns, as are drug-related issues such as drug abuse and drug supply. Community cohesion and respect for property also emerge as key concerns amongst survey respondents. The review of public survey results, and identification of common themes, culminated in the development of a repository of preliminary action plans developed to align with both local and national strategies. This repository will support officers in implementing meaningful and efficient prevention and problem-solving initiatives, in addition to facilitating a 'You Said We Did' approach, allowing local officers in Renfrewshire to address survey findings effectively.

LOCAL POLICING PRIORITY OUTCOMES – CASE STUDIES

The Preventions Team continue to work with schools in Renfrewshire, engaging with young people and providing inputs on a range of topics including Internet Safety, Cybercrime and cyberbullying. During Safer Internet Day, the team visited Newmains Primary School to deliver inputs to P5 – P7 pupils, where they discussed how to stay safe online.

The team work closely with Renfrewshire based charity, I Am Me Scotland to deliver inputs within schools and community groups, which aim to raise awareness of hate crime. In February, the Keep Safe Ambassador training was delivered to pupils within Castlehead High School and to service users at Paton's Resource Centre, which supports adults with additional needs.

We continue to work with local authority partners to educate staff on the Partners Intelligence Portal, where staff can share important information they receive during the course of their work. This process is aimed at developing information around the threat, risk and harm posed by perpetrators and locations. By trying to capture what you already see, hear and know it will provide invaluable opportunities to target those who pose risk and protect those at risk of harm. The key aim is to provide a safe and secure pathway for partner agencies to share information that they believe the police need to know about in the investigation and prevention of crime.

The Preventions and Interventions Team have briefed all the response shifts detailing the work the team undertake, and discussing demand issues with the view of streamlining processes/ procedures and partner engagement. As part of this, we have agreed new processes with our partners at the RAH for obtaining medical updates, medical statements and the delivery of citations which will benefit both Police and NHS. The Preventions Team have established good relations with other partners within Renfrewshire where regular meetings are now taking place; an example of this is the establishment of, monthly meetings with the Kibble Education and Care Centre on the topic of missing persons. Attendance was also made at a national Missing Persons conference and the national suicide prevention conference, with valuable shared learning and best practice identified.

FORTHCOMING INITIATIVES

Sextortion - a form of blackmail which involves threatening to publish sexual imagery, videos or information about someone, most commonly to extort money - continues to present a cause for concern. Police Scotland are currently spotlighting awareness of sextortion, in particular social media catfishing where young males aged 15-25 are targeted on social media platforms for sexual images then financially extorted. We are working with partners including the Police Service of Northern Ireland, the National Crime Agency and media outlets to produce a national toolkit for preventative messaging and signposting for support and reporting.

Renfrewshire officers continue to collaborate with the Renfrewshire Alcohol and Drug Partnership (ADP) to support those affected by drug-related harm. This partnership aims to aid individuals at risk of overdose, exploitation, or struggling with substance dependency. Renfrewshire offers numerous accessible support services for those affected by drugs. The ADP has generously agreed to fund information cards for Renfrewshire Police, which will enable officers to efficiently direct individuals affected by substance misuse or dependency, to pertinent local support services.



Renfrewshire Performance Report 1st January - 31st March 2024



SCOTTISH
FIRE AND RESCUE SERVICE
Working together for a safer Scotland

**Working together
for a safer Scotland**

Renfrewshire Performance Report

Table of Contents

Local Fire and Rescue Service Plan Priorities	3
Renfrewshire Activity Summary	4
Domestic Safety - Accidental Dwelling Fires	5
Domestic Safety - Accidental Dwelling Fire Casualties	6
Unintentional Injury and Harm	7
Deliberate Fire Setting	8
Non-Domestic Fire Safety	9
Unwanted Fire Alarm Signals	10

Local Fire and Rescue Service Plan Priorities

The Local Fire and Rescue Service Plan has been developed to set out the priorities and objectives within Renfrewshire and allows our local authority partners to scrutinise the performance outcomes of these priorities. We will continue to work closely with our partners in Renfrewshire to ensure we are all **“Working Together for a Safer Scotland”** through targeting risks to our communities at a local level.

The plan has been developed to complement key partnership activity embedded across Renfrewshire Community Plan and associated Delivery and Thematic plans. Through partnership working we will seek to deliver continuous improvement in our performance and effective service delivery in our area of operations.

The Local Fire and Rescue Plan for Renfrewshire identified six areas for demand reduction and is subject to regular monitoring and reporting through the Police / Fire and Rescue Committee. A summary of the priorities and current activity is detailed below with further detail and analysis contained within this performance report.

	Accidental Dwelling Fires	Accidental Dwelling Fire Casualties	Unintentional Injury and Harm	Deliberate Fire Setting	Non-Domestic Fire Safety	Unwanted Fire Alarm Signals
Bishopton, Bridge of Weir and Langbank	1	0	2	4	0	7
Erskine and Inchinnan	4	0	0	3	1	2
Houston, Crosslee and Linwood	0	0	4	14	0	1
Johnstone North, Kilbarchan, Howwood, Lochwinnoch	2	0	1	6	0	8
Johnstone South and Elderslie	2	1	1	18	0	12
Paisley East and Central	4	0	1	4	1	18
Paisley Northeast and Ralston	4	0	2	0	1	2
Paisley Northwest	8	0	2	18	3	24
Paisley Southeast	3	1	1	1	0	5
Paisley Southwest	3	0	1	2	0	4
Renfrew North and Braehead	5	1	0	3	3	16
Renfrew South and Gallowhill	2	0	7	9	1	4
Total Incidents	38	3	22	82	10	103
Year on Year Change	● -19%	● -57%	◆ 10%	● -23%	● -55%	● -62%
3 Year Average Change	◆ 4%	◆ 8%	◆ 9%	● -12%	● -12%	● -12%

About the statistics within this report

The activity totals and other statistics quoted within this report are published in the interests of transparency and openness. They are provisional in nature and subject to change as a result of ongoing quality assurance and review. Because all statistics quoted are provisional there may be a difference in the period totals quoted in our reports after local publication which result from revisions or additions to the data in our systems. The Scottish Government publishes official statistics each year which allow for comparisons to be made over longer periods of time.

● Activity levels have reduced by more than 5%

▲ Activity levels have reduced by up to 5%

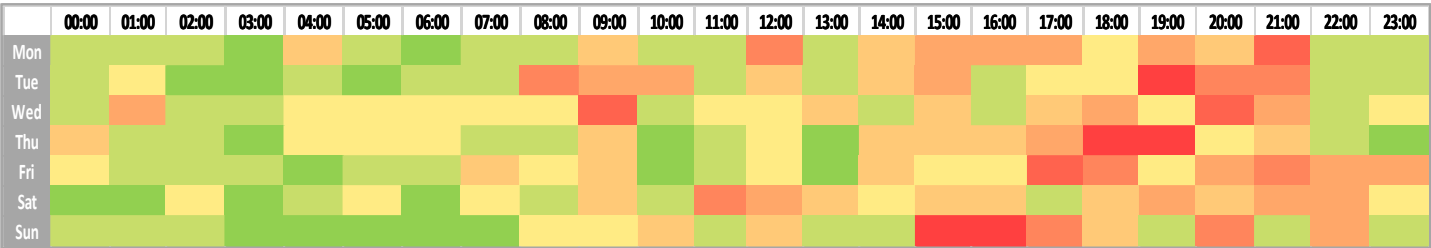
◆ Activity levels have increased overall

Renfrewshire Activity Summary

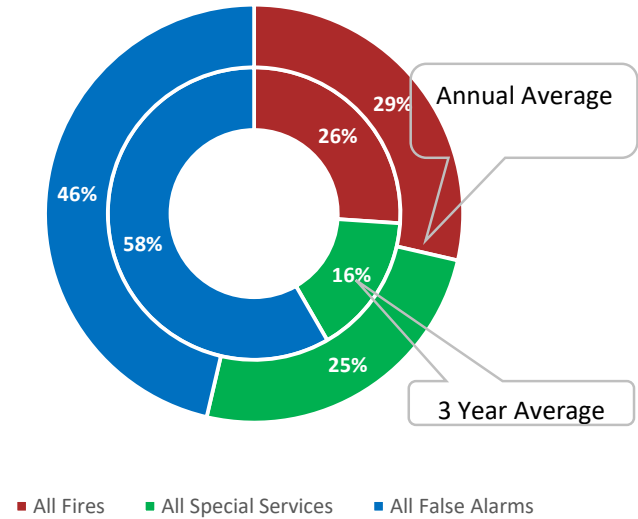


*data above is year on year change

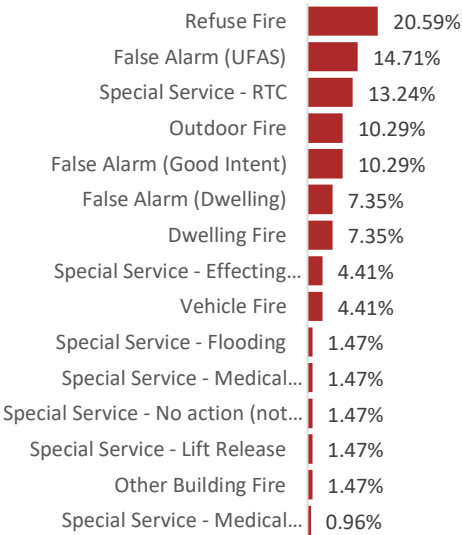
Activity by Time of Day



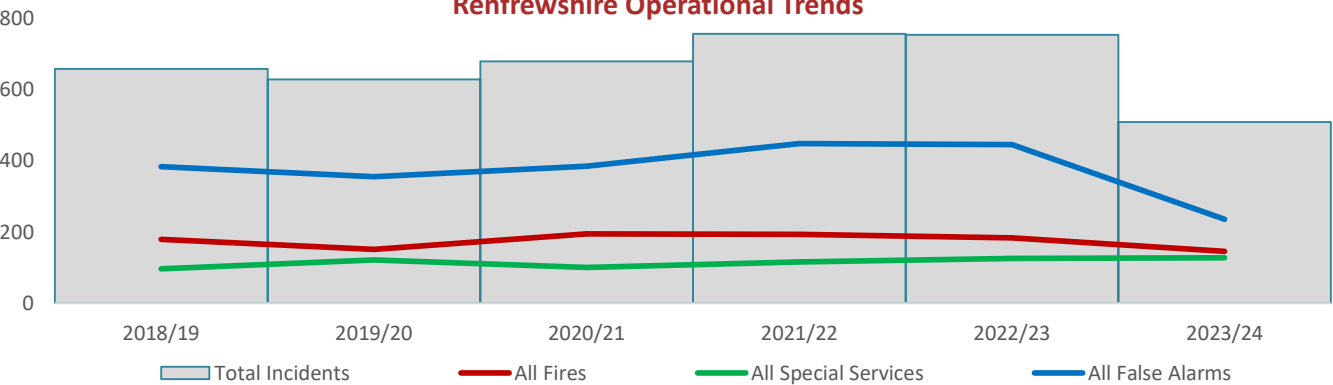
Incidents by Classification



Top 15 Incidents Types by %



Renfrewshire Operational Trends



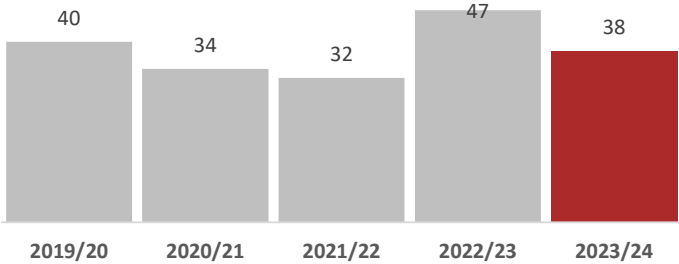
Domestic Safety - Accidental Dwelling Fires



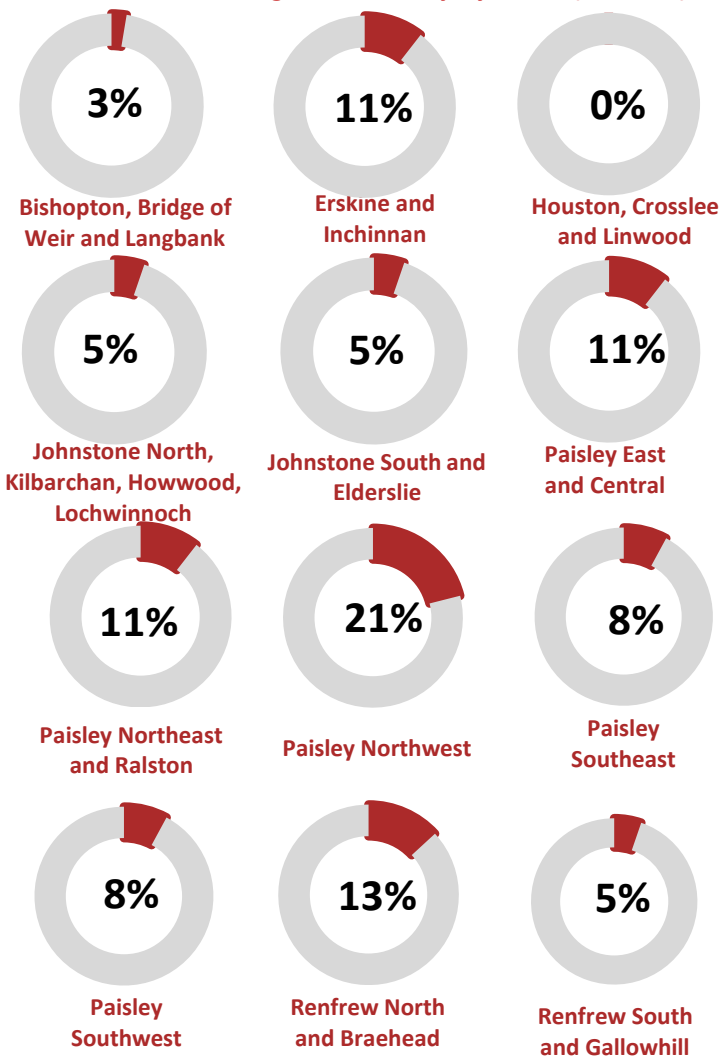
Performance Summary



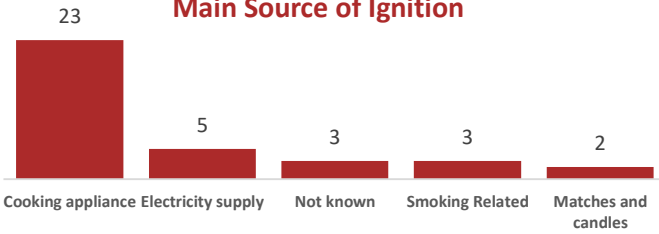
Accidental Dwelling Fires



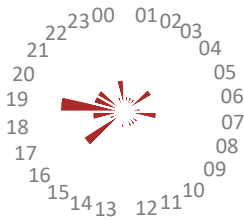
Accidental Dwelling Fires Activity by Ward (% share)



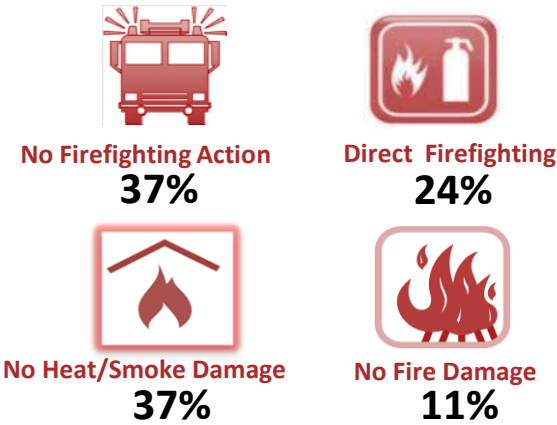
Main Source of Ignition



Accidental Dwelling Fires by Time of Day



Severity of Accidental Dwelling Fires



Human Factors



Automatic Detection & Actuation



Accidental Dwelling Fires show a decrease of 19% (9 incidents) from Q4 2022/23. Cooking remains the most common source of ignition within Renfrewshire accounting for 23 of the accidental dwelling fires. 37% (14) of the incidents required no firefighting action, 29% (11) were due to distraction and there were no incidents attributed to alcohol/drug impairment. 34 of the 38 incidents had detection installed and 65% (25) of them operated and raised the alarm.

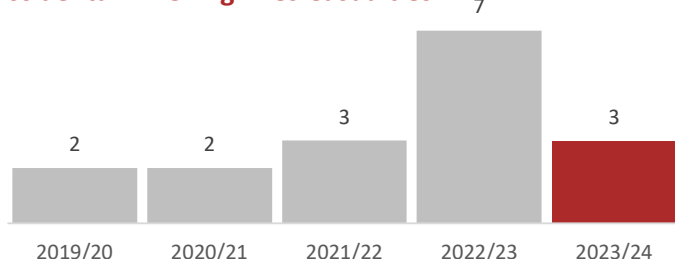
Domestic Safety - Accidental Dwelling Fire Casualties



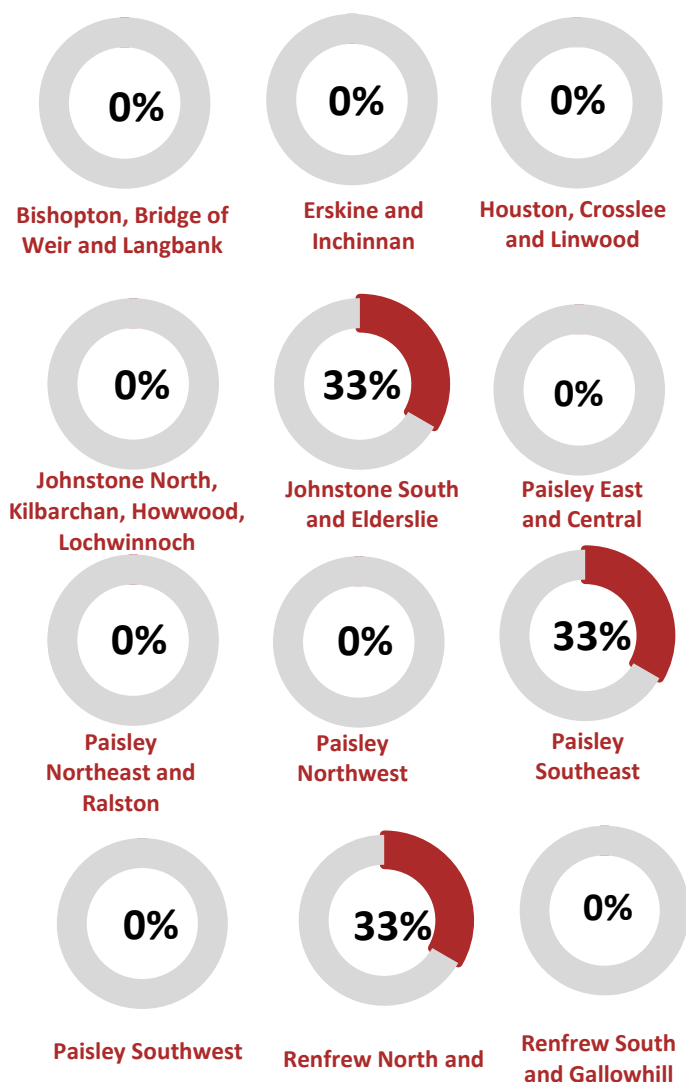
Performance Summary



Accidental Dwelling Fires Casualties



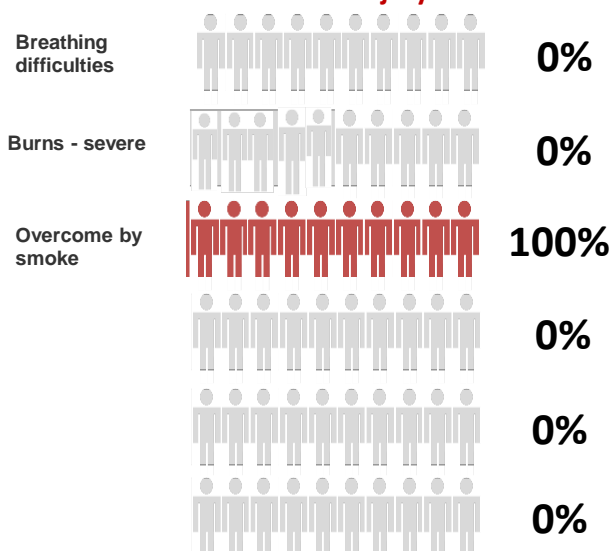
Accidental Dwelling Fire Casualties by Ward (% share)



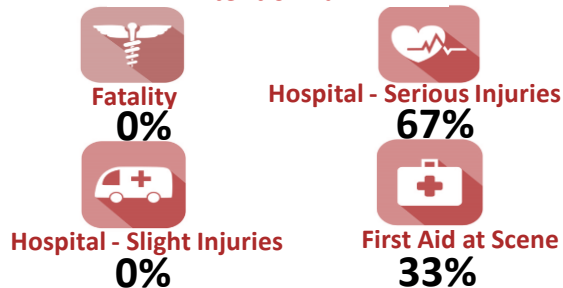
Fire Casualties by Time of Day



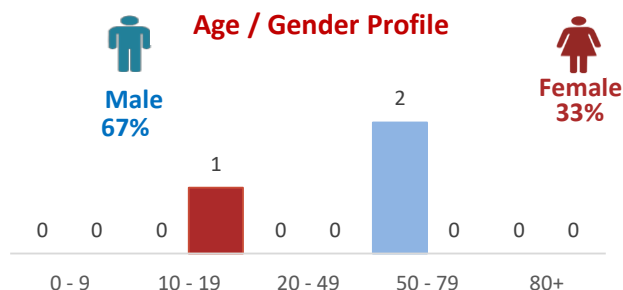
Nature of Injury



Extent of Harm



Age / Gender Profile



A decrease of 57% (3) dwelling fire casualties from Q4 22/23 and 25% from Q3 23/24. 2 of the casualties required hospital treatment and 1 received treatment at the scene, all for smoke inhalation.

Unintentional Injury and Harm



Performance Summary

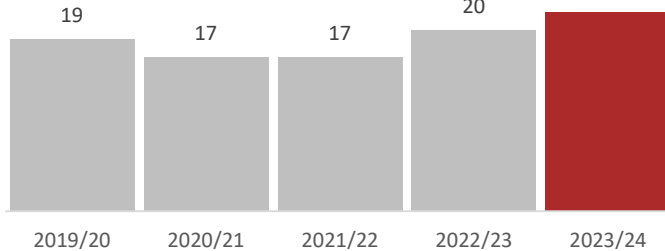
Year on
Year

10%

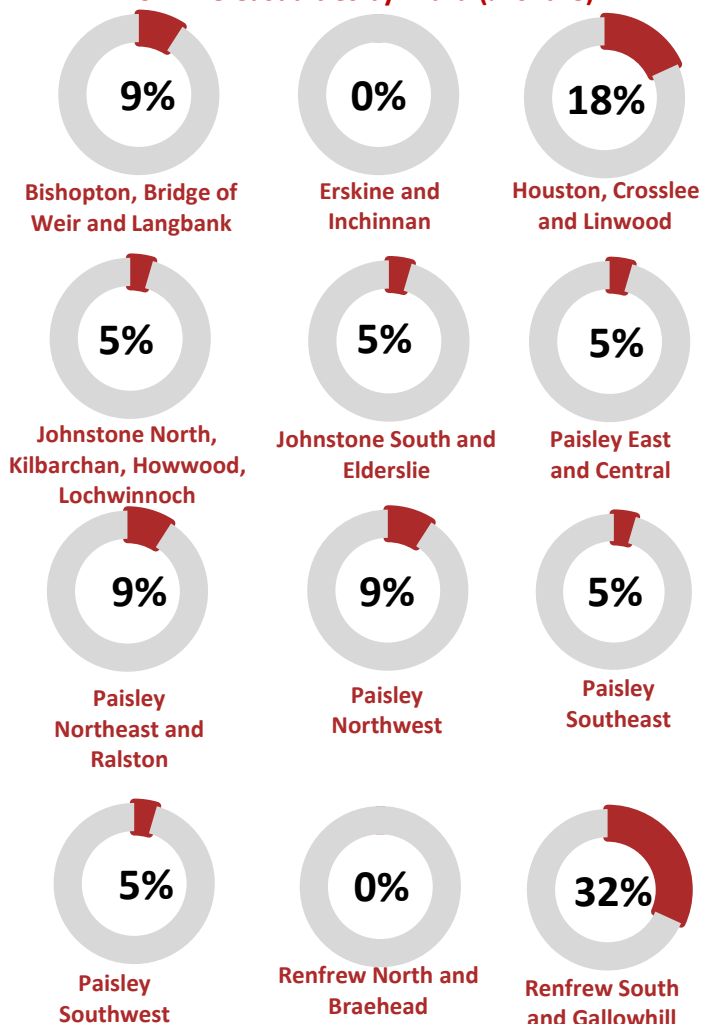
3 Year
Average

9%

Non-Fire Casualties

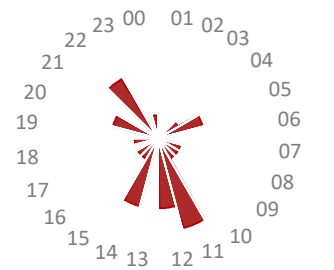


Non-Fire Casualties by Ward (% share)

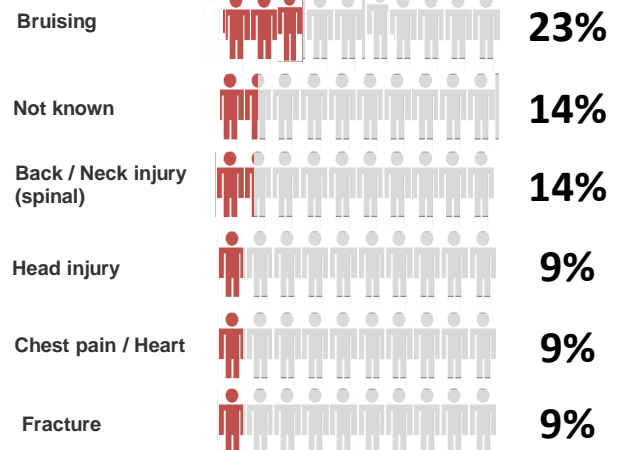


Non-fire casualties show an increase of 10% year on year from 20 to 22. Of the 22 casualties 12 were as a result of Road Traffic Collisions (55%). Incidents involving Assisting Other Agencies increased by 21% to 41% (9 incidents) from last quarter. 3 fatalities were recorded this quarter. 2 were when assisting other agencies, the other was a water fatality. 1 casualty's injuries were deemed serious enough to require hospital treatment..

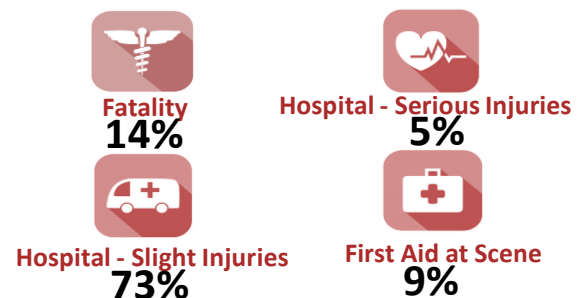
Non-Fire Casualties by Time of Day



Nature of Injury



Extent of Harm



Non-Fire Emergency Activity

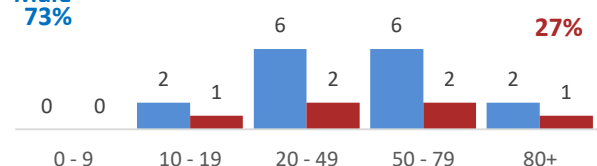


Male
73%

Age / Gender Profile



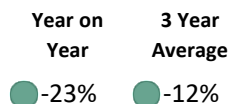
Female
27%



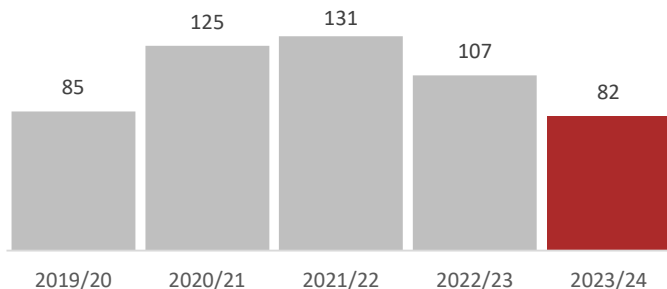
Deliberate Fire Setting



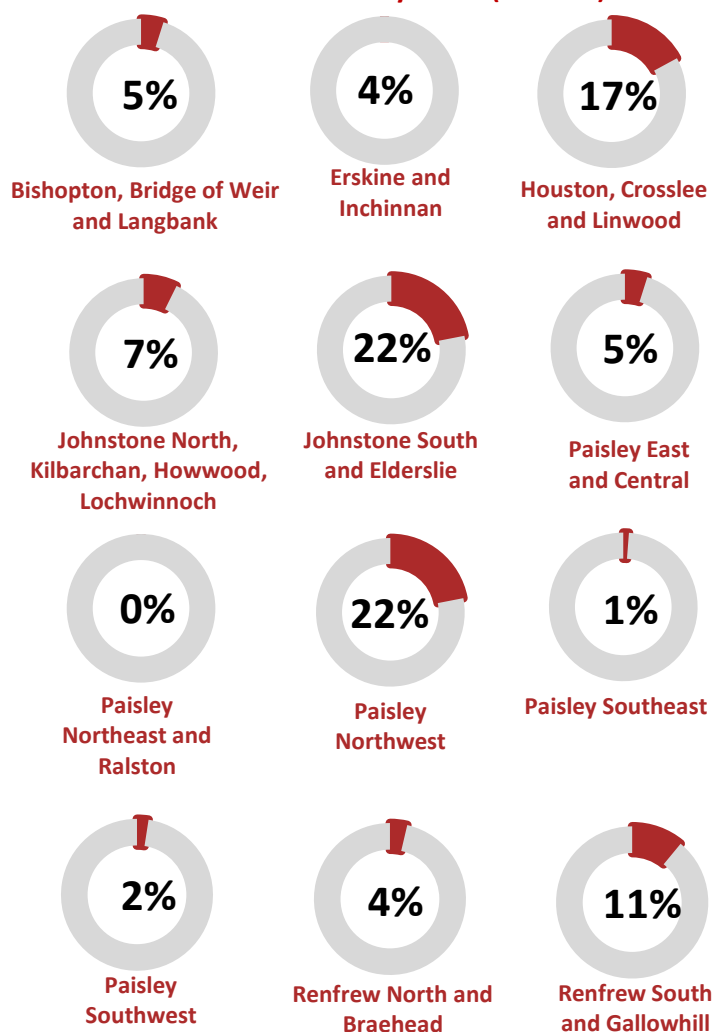
Performance Summary



Deliberate Fires

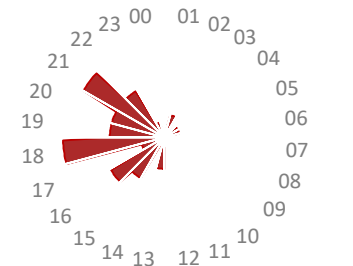


Deliberate Fires by Ward (% share)

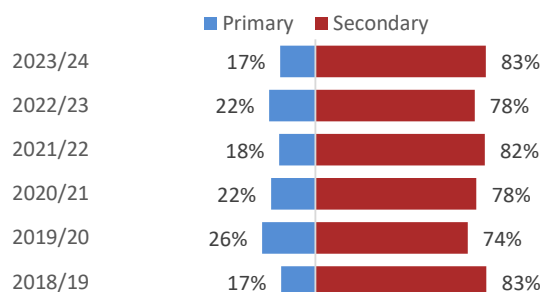


Deliberate fire setting shows a decrease of 23% (25) incidents from Q4 last year. Secondary fires accounted for 83% (68) of the incidents within this indicator. Refuse fires remains the main area of activity within this metric.

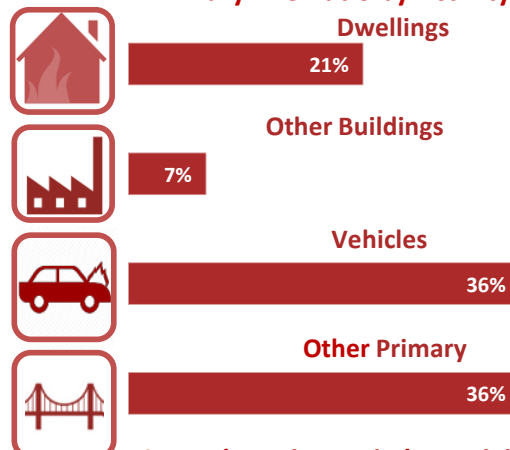
Deliberate Fires by Time of Day



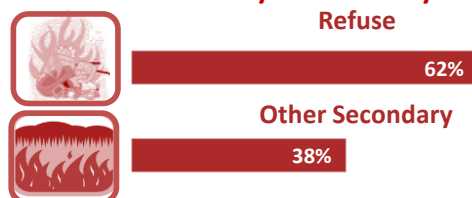
Deliberate Fires by Classification



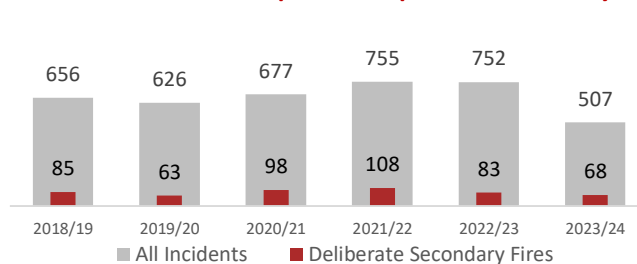
Primary Fire Ratio by Activity Type



Secondary Fire Ratio by Activity Type



Deliberate Fires Compared to Operational Activity



Definitions

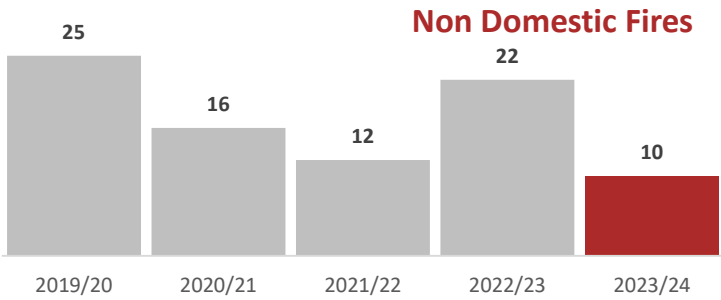
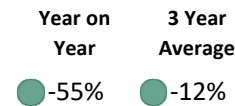
Primary Fires – all fires in buildings, vehicles and outdoor structures or any fire involving casualties, rescues or fires attended by five or more appliances

Secondary Fires – fire incidents that did not occur at a primary location, was not a chimney fire in an occupied building, did not involve casualties (otherwise categorised as a primary incident) and was attended by four or fewer appliances.

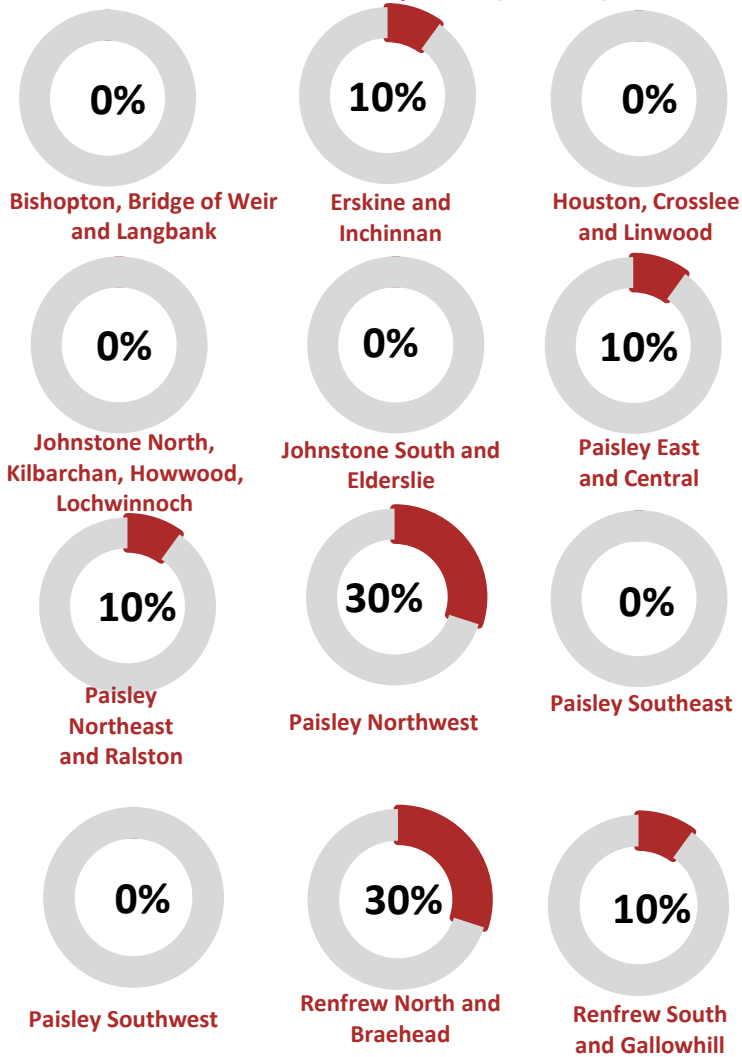
Non Domestic Fire Safety



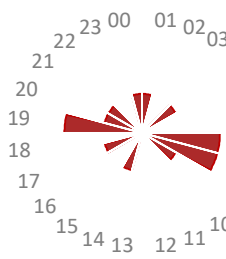
Performance Summary



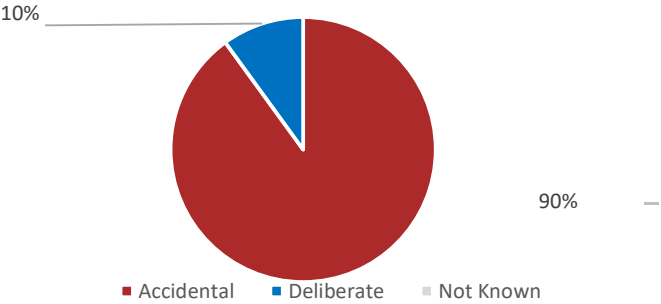
Non-Domestic Fires by Ward (% share)



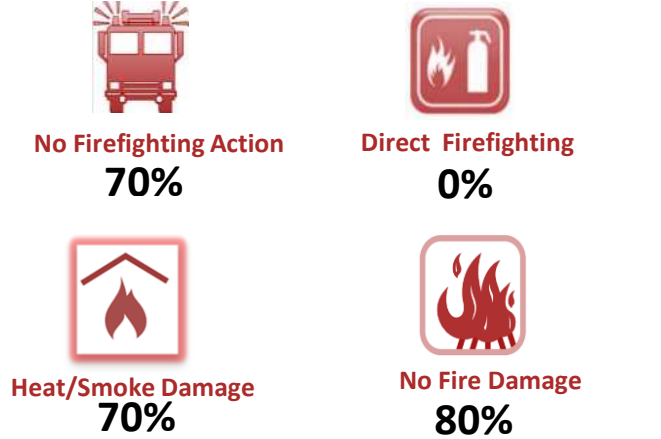
Non-Domestic Fires by Time of Day



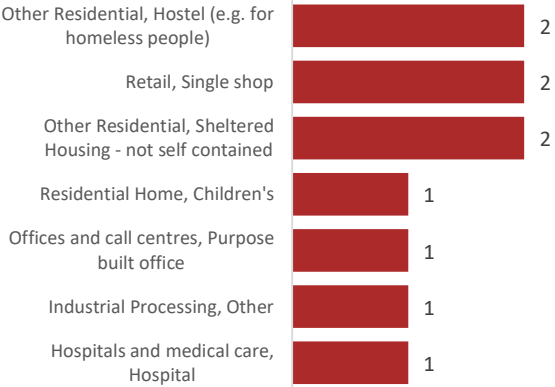
Non-Domestic Fires by Nature of Origin



Severity of Non-Domestic Fires



Non-Domestic Fires by Premises Type

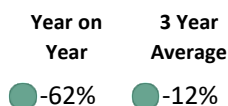


A decrease of 55% (12 incidents) for the year-on-year measure. 7 incidents required no firefighting action and 8 incidents resulted in No Fire Damage.

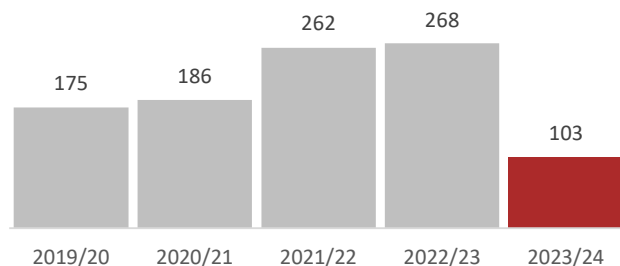
Unwanted Fire Alarm Signals



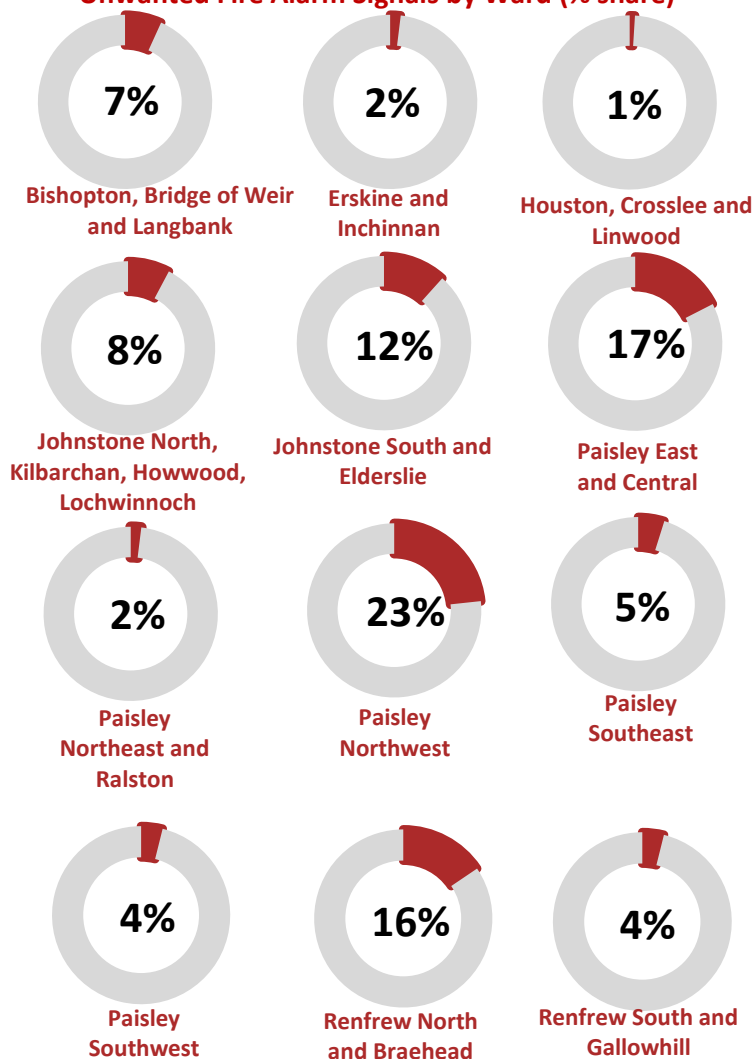
Performance Summary



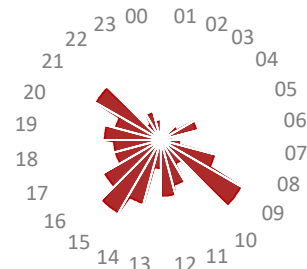
Unwanted Fire Alarm Signals



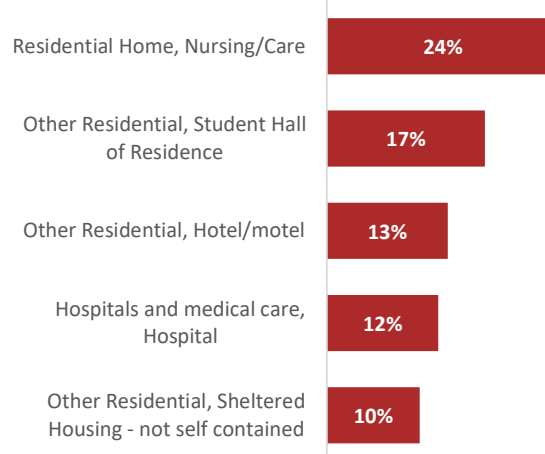
Unwanted Fire Alarm Signals by Ward (% share)



Unwanted Fire Alarm Signals by Time of Day



Unwanted Fire Alarm Signals - Top 5 Premises



Unwanted Fire Alarm Signals Activity Ratios



UFAS Percentage Against all Incidents

20%



UFAS Percentage Against all False Alarms

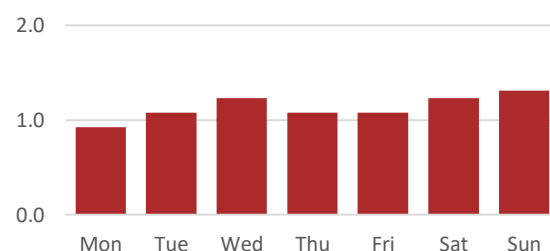
44%



Human Influence and Alarm Activations

55%

Average Unwanted Fire Alarm Signals per Day



Unwanted Fire Alarm Signals (UFAS) show a 62% (165 incidents) decrease year on year. This significant drop can be attributed to the new AFA Response Model. The highest demand came from Residential Care Homes which accounted for 24% (25 incidents) of all activity within this metric.

55% (57 incidents) were found to be as a result of human interactions i.e. not isolating the system before testing, cooking, smoking etc.